

OUTLANDER  
650

## SPECIFICATIONS

## ENGINE

Type	649.6cc, V-twin, liquid-cooled, SOHC, 8-valve (4-valve/cyl)
Bore & Stroke	82 x 62 mm
EFI System/Carburetor	46mm Throttle Body, 2 Siemens VDO injectors
Starting System	Electric
Transmission	CVT, sub-transmission with high, low, park, neutral & reverse, standard engine braking
Drive Train	Selectable 2w/4w shaft driven with Visco-Lok <sup>†</sup> front differential

## DIMENSIONS

L x W x H (in)	86 x 46 x 45 in
L x W x H (mm)	2,184 x 1,168 x 1,143 mm
Wheelbase	51 in (1,295 mm)
Seat Height	34.5 in (877 mm)
Ground Clearance	12 in (305 mm)
Dry Weight	660 lbs (299 kg)
Towing Capacity	1,300 lbs (590 kg)
Rack Capacity	Front: 100 lbs (45 kg) Rear: 200 lbs (90 kg)
Rear Storage	5.3 US gal (20L)
Fuel Capacity	5.3 US gal (20L)



## WARRANTY

Basic	6 months limited factory warranty
Extended	B.E.S.T. available from 12 to 36 months

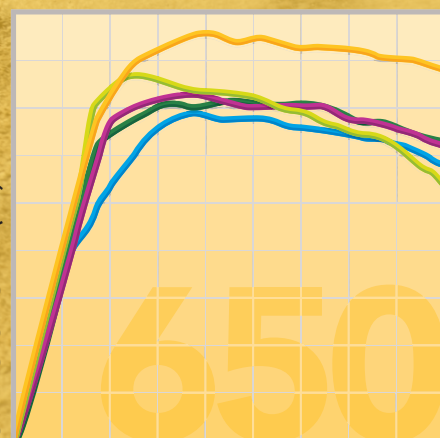
## CHASSIS

Frame	SST
Front Suspension Type/Shocks	Double A-arm, forged aluminum upper arm
Front Suspension Travel	8 in (203 mm)
Rear Suspension Type/Shocks	TTI independent
Rear Suspension Travel	9 in (229 mm)
Front Brake	2 inboard hydraulic discs
Rear Brake	1 inboard hydraulic disc
Front Tires	26 x 8 x 12 in 660 x 203 x 305 mm
Rear Tires	26 x 10 x 12 in 660 x 254 x 305 mm
Wheels	Steel






## FEATURES

Instrumentation	Multi-function digital LCD gauge: Speedometer, tachometer (bar graph RPM, bottom bar numerical RPM), odometer, trip & hour meters, diagnostic center, gear position, engine hour meter, 4x4 indicator, temperature & engine lights, fuel gauge, auto shut off after 15 minutes
Anti-theft System	D.E.S.S. (Digital Encoded Security System)
Electrical	Prewired for winch
Lighting	2 fender mounted headlamps (35W) with tail light/brake light
DC Outlet	Lighter type in console, standard connector in the back (15A)
Colors Available	Yellow  Viper Red 





SAE HORSEPOWER (HP)



REAR WHEEL SPEED

-  Can-Am™ Outlander 650 EFI
-  Kawasaki Brute Force™ 650i
-  Polaris Sportsman™ 700
-  Arctic Cat™ 700
-  Yamaha Grizzly™ 700

## XT PACKAGE

- BRP XL3000 winch with roller fairlead and wired remote controls
- Cast aluminum rims (except Camo)
- Aggressive Carlisle ACT Radial tires
- Heavy-duty front & rear bumpers
- Handlebar wind deflectors
- Colors: Black   
Viper Red   
Yellow   
Camo 



©2008 Bombardier Recreational Products Inc (BRP). All rights reserved. <sup>TM</sup> and the BRP logo are registered trademarks of Bombardier Recreational Products Inc. or its affiliates. <sup>†</sup>Visco-Lok is a trademark of GKN Viscodrives GmbH. <sup>®</sup>All other trademarks are the property of their respective owners. Products are distributed in the USA by BRP US Inc. Because of our ongoing commitment to product quality and innovation, BRP reserves the right at anytime to discontinue or change specifications, price, design, features, models or equipment without incurring any obligation. Ride responsibly. BRP highly recommends that all ATV drivers take a training course. For safety and training information, see your dealer or, in U.S. call the ATV Safety Institute at 1(800) 887-2887. In Canada, call the Canadian Safety Council at 1(613) 739-1535 ext 227. ATVs can be hazardous to operate. For your safety: the operator and passenger should wear a helmet, eye protection and other protective clothing. Always remember that riding and alcohol/drugs don't mix. Never ride on paved surfaces or public roads. Never engage in stunt driving. Avoid excessive speeds and be particularly careful on difficult terrain. ATVs with engine sizes of greater than 90cc are recommended for use only by those age 16 and older. Never carry passengers on any ATV not specifically designated for such use. Can-Am™ Outlander MAX ATVs: These ATVs are recommended for drivers aged 16 and older, and passengers aged 12 and older only.

**can-am**  
THE ULTIMATE RIDE™

