

# SAFETY RECALL NOTICE



**Bombardier Recreational Products Inc.**

565 de la Montagne Street  
Valcourt, Québec, Canada J0E 2L0  
T 450.532.2211 F 450.532.5133

[www.brp.com](http://www.brp.com)

Date: November 23, 2009

## Re: Dynamic Power Steering (DPS)

Dear Can-Am® ATV Owner,

**This notice is sent to you in accordance with the requirements of the Consumer Product Safety Act, the Canada Motor Vehicle Safety Act, and other applicable laws.**

### What is the reason for this notice?

In cooperation with Transport Canada and the U.S. Consumer Product Safety Commission, Bombardier Recreational Products Inc. and BRP US Inc. ("BRP") are conducting a voluntary recall of certain 2010 Outlander™ and Renegade™ ATV models equipped with DPS.

### What is the potential problem?

An electrical short circuit to ground of the DPS may occur. This can cause your vehicle to suddenly steer left on its own and in some situations, the operator could lose control of the vehicle. This may cause serious injuries or even death.

### What should you do?

Immediately stop using your vehicle, contact your BRP Can-Am ATV dealer and make an appointment to get your vehicle repaired. This work will be performed at no charge to you.

If you wish to use your vehicle before it could be repaired, disable your DPS by removing the electrical fuse located at the back of your vehicle. Refer to the procedure at the end of this letter for more details. If you are not at ease performing this procedure yourself, call an authorized BRP Can-Am ATV dealer. The dealer will disable your DPS at no charge to you.

### What to do if you feel this notice is an error?

This notice was mailed to you according to the most current information we have available. If you no longer own this vehicle or some information in this notice is incorrect, please contact BRP at your earliest convenience.

### If you have questions about this notice, please call:

- In USA and Canada: 1 888 638-5397,
- Dealers of other countries (outside Canada and USA) please contact your local distributor or regional office which can be found at [www.brp.com](http://www.brp.com) or call: 1 819 566-3366 (8:00 to 18:00 Eastern time).

We apologize for any inconvenience this may cause you. Thank you for your immediate attention to this matter.

Sincerely,  
After-Sales Service Department - Bombardier Recreational Products Inc.

Ski-Doo  
Lynx  
Sea-Doo  
Evinrude  
Johnson  
Rotax  
Can-Am


## DPS FUSE REMOVAL

1. Locate the fuse box at the rear end of the vehicle.



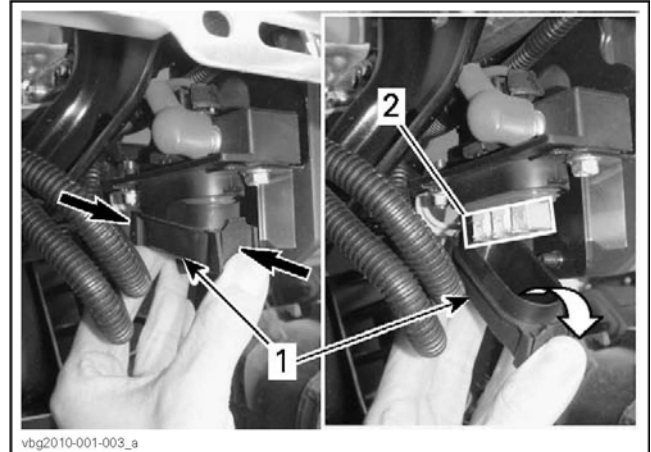
FUSE BOX LOCATION

A 40 A DPS fuse located in the rear fuse box (PF2-F3) next to the voltage regulator/rectifier unit provides power for the DPS motor.




1. Rear fuse box (PF2)

2. To remove fuse box cover, simultaneously squeeze tabs inwards on each end of fuse box cover as you pull on the cover



1. Fuse box cover
2. Fuses

3. Remove the DPS fuse.



1. 40 Amp. DPS fuse (PF2-F3)

4. Close fuse box cover.

**NOTICE** Once DPS fuse is removed, the message "CHECK DPS" will remain enabled in the cluster.