

# ***can-am***®



## **OFF-ROAD PRODUCT SPEC BOOK**

**VEHICLE SPECIFICATIONS, ACCESSORIES,  
AND PARTS & MAINTENANCE**

**2026**

# TABLE OF CONTENTS

<b>CAN-AM DEFENDER</b>	<b>5</b>
<b>CAN-AM MAVERICK R</b>	<b>73</b>
<b>CAN-AM MAVERICK X3</b>	<b>109</b>
<b>CAN-AM COMMANDER</b>	<b>143</b>
<b>CAN-AM ATVs</b>	<b>173</b>
<b>PARTS AND MAINTENANCE</b>	<b>247</b>

**CANAMOFFROAD.COM**

© 2025 Bombardier Recreational Products Inc. (BRP). All rights reserved. ®, TM and the BRP logo are trademarks of BRP or its affiliates. In the USA, products are distributed by BRP US Inc. †All other trademarks are the property of their respective owners. BRP reserves the right to discontinue or change specifications, prices, designs, features, models or equipment without incurring obligation. Some models shown may include optional equipment. Product performance may vary depending on external factors. BRP recommends that all SxS drivers take a training course. See your dealer. SxS can be hazardous to operate. Never exceed the SxS's passenger capacity. All SxS models are meant to be used by drivers aged 16 and older. Read the operator's guide. Follow all instructional and safety material and observe applicable laws and regulations. SxS are for off-road use only; never ride on paved surfaces or public roads. For your safety, the operator and passenger(s) must wear a helmet, eye protection and applicable protective clothing. Always remember that riding and alcohol/drugs don't mix. Never engage in stunt driving. Avoid excessive speed and be particularly careful on difficult terrain. Always ride responsibly and safely. See your authorised BRP dealer for details and visit <https://can-am.brp.com/>.





# IF WE SELL IT, WE STAND BY IT.

---

**BRP Limited Warranty\***  
for new Parts, Accessories,  
and Riding Gear

---

**1-year limited warranty\*\***

- Genuine BRP Parts and Accessories installed by you or your authorised BRP dealer
- Aftermarket Products sold through BRP
- Riding Gear

**4-year limited warranty\*\***

- Helmets

**GET ALL THE DETAILS FROM  
YOUR CAN-AM OFF-ROAD DEALER**

\* Purchased at an authorised BRP dealership/distributor or on a BRP-authorised online store. Other exclusions may apply; see complete limited warranty or contact your Can-Am Off-Road authorised dealer. This limited warranty does not apply to factory-installed accessories and Evinrude parts and accessories.

\*\* Unless otherwise stipulated or required by law.




# CUSTOMISING MADE EASY

- 1 SELECT THE MODEL.**
- 2 SELECT THE PACKAGE.**
- 3 CUSTOMISE COLOUR, ENGINE, AND ACCESSORIES (OR ACCESSORY BUNDLES) FOR YOUR VEHICLE.**
- 4 CLICK “SAVE” OR “SEND TO DEALER.”**

## BUILD YOURS NOW

If you can dream it, you can build it; and ride it. Creating a Can-Am vehicle tailor-made for our riders' needs has never been easier. Scan the QR code and follow the step-by-step.





# CAN-AM DEFENDER



Models, accessories, and colours shown are subject to availability and may vary by region. Availability is not guaranteed. Please consult your authorised dealer for complete and up-to-date information.



# CAN-AM DEFENDER

## MODEL PACKAGES 8

Defender XU HD9	8
Defender DPS HD9	10
Defender XU HD11	11
Defender XT HD11	12
Defender X mr HD11	14
Defender Limited HD11	15
Defender PRO (Pick-Up) DPS HD10	16
Defender 6X6 DPS HD10	17
Defender Max DPS HD9	18
Defender Max XT HD11	19
Defender Max Limited HD11	20
Defender Max Lone Star CAB HD11	21

## COMPARATIVE CHART 22

## ACCESSORIES 26

Roofs	28
Cabs	29
Windshields & Mirrors	30
Rear Wind Protection	33
Doors	34
Seat Accessories	36
Aluminum Skid Plates	37
Bumpers & Guards	38
LinQ: Easy On, Easy Off Cargo	42
Cargo & Storage	48
Racks & Holders	52
ACM & SMART Accessories	56
Lights	57
Audio & Communication Systems	63
Electronic Accessories	65
Winches & Hitches	68
Performance	70
Covers & Add-Ons	72

G2: 2026 Defender HD11  
G1: 2026 Defender HD7, HD9, HD10  
& Prior Defender







Models, accessories, and colours shown are subject to availability and may vary by region. Availability is not guaranteed. Please consult your authorised dealer for complete and up-to-date information.



# 2026 CAN-AM DEFENDER XU HD9



Yellow  
Stealth Black

### PACKAGE HIGHLIGHTS

- RF D.E.S.S.™ key with Start / Stop button
- Full hard roof
- Brake holding mechanism
- Rear hitch and towball
- 8 ply 27 in. XPS Trail Force tyres
- 1,134 kg towing capacity
- 680,4 kg payload capacity
- 3 person seating capacity
- New skid plate and anti branch intrusion

ENGINE	HD9
Type	65 hp / 59 lb-ft, Rotax® 976 cc, V-twin, liquid-cooled
Fuel Delivery System	Intelligent Throttle Control (ITC™) with Electronic Fuel Injection (EFI)
Transmission	PRO-TORQ CVT with Quick Response System (QRS), high airflow ventilation and Electronic Drive Belt Protection Extra-L / H / N / R / P
Drive Train	Selectable Turf Mode / 2WD / 4WD with Visco-Lok <sup>1</sup> auto-locking front differential
Driving Assistance	CVT engine braking ECO™ / ECO™ Off / Work modes Speed limiter
Power Steering	Dynamic Power Steering (DPS™)
SUSPENSIONS	
Front Suspension	Double A-arm 10 in. (25,4 cm) suspension travel
Front Shocks	Twin-tube gas charged shocks
Rear Suspension	TTA with external sway bar 10 in. (25,4 cm) suspension travel
Rear Shocks	Twin-tube gas charged shocks
TYRES & WHEELS	
Front	XPS Trail Force 27 x 9 x 14 in.
Rear	XPS Trail Force 27 x 11 x 14 in.
Wheels	14 in, cast-aluminum
BRAKES	
Front	Dual 220 mm disc brakes with hydraulic twin-piston calipers
Rear	Dual 220 mm disc brakes with hydraulic single-piston calipers
Brake Holding Mechanism	Standard

DIMENSIONS & CAPACITIES	
Cage	Profiled cage ROPS approved
Estimated Dry Weight	1,579 lb (716.2 kg)
L x W x H	121 x 62 x 76 in. (307,3 x 157,5 x 193 cm)
Wheelbase	83 in. (210.8 cm)
Ground Clearance	11 in. (27.9 cm)
Cargo Box Dimensions	38 x 54,5 x 12 in. (96,5 x 138,4 x 30,5 cm)
Cargo Box Capacity	1,000 lb (453.6 kg)
Tailgate Load Capacity	250 lb (113.4 kg)
Storage Capacity	Total: 10,4 gal (39,4 L)
Towing Capacity	2,500 lb (1,134 kg)
Payload Capacity	1,500 lb (680,4 kg)
Fuel Capacity	10,6 gal (40,1 L)
Person Capacity	3
FEATURES	
Gauge	4,5 in. wide digital display
Battery	12 V (18 amp/h)
Magneto	650 W
Instrumentation	DC outlet (10 A)
Lighting	Front lighting output 140 W LED taillights
Winch	N/A
Seat	VERSA-PRO bench seat with passenger seats flipping up Underside hooks
Steering Wheel	Tilt steering adjustment
Protection	Integrated front steel bumper HMWPE central skid plate Full hard roof Door safety nets
Hitch Type	2 in. hitch receiver with rear hitch and tow ball
WARRANTY	
Factory Warranty	3-year unlimited km powertrain & Rotax® engine warranty and 1-year warranty & unlimited km on the rest of the unit



<sup>1</sup>Manufacturer's limited warranty. Does not affect consumer guarantees. Available on MY23 Outlander Pro, MY24/MY25 ATV and MY24/MY25 SSV models.





		2026 Can-Am Defender XU HD9	Polaris Ranger 1000 EPS	CFMoto UFORCE 1000 EPS	Kawasaki Mule Pro-FX
Engine Size (cc)		976 cc	999 cc	963 cc	813 cc
No of Cylinders		2	2	2	3
Horsepower		65 hp	61 hp	71	47 hp
Transmission	+	PRO-TORQ CVT with Quick Response System (QRS), high airflow ventilation	Automatic PVT (CVT)	CVT	Dual range (high/low) CVT with reverse
Front Diff. Type	+	Selectable Turf Mode / 2WD / 4WD with Visco-Lok† auto-locking front differential	AWD/2WD/Versatrac turf mode	Locking Front Diff	2WD/4WD dual mode differential
Turf Mode	=	Yes	Yes	Yes	Yes
Power Steering	=	Dynamic Power Steering	Electronic Power Steering	Electric Power Steering	Speed sensitive Electric Power Steering
Hill Descent Assistance	=	CVT Engine Braking	No engine braking	Electric hill descent control	Engine braking
Seating Capacity	=	3	3	3	3
Front Suspension	=	Double A-arm	Dual A-arm	Dual A-arm	Double wishbone
Rear Suspension	+	Torsional trailing arm with external sway bar	Dual A-arm	Dual A-arm	Double wishbone
Wheel Size	=	14"	12"	14"	12"
Wheel Material	+	Aluminium	Steel	Alloy	Steel
Tyre Ply Rating	=	8 ply	4 ply	8 ply	4 ply
Towing Capacity	=	1,134 kg	1,134 kg	800 kg	907 kg
Cargo Bed Capacity	=	454 kg	454 kg	350 kg	453 kg
Total Payload		680.4 kg	680 kg	Not Listed	733 kg
Ground Clearance		29.7 cm	30.5 cm	28 cm	26.5 cm
Overall Length		307.3 cm	305 cm	295 cm	338.5 cm
Overall Width		157.5 cm	158 cm	162 cm	162.5 cm
Vehicle Dry Weight		716.2 kg	674 kg	650 kg	824 kg - kerb
Fuel Capacity		40.1 L	43 L	40 L	30 L
On Dash Speed Limiter	+	Yes	No	No	No
Speed Limiting Safety Key	+	23 kph drivers seatbelt limiter, plus optional speed limiting safety keys (40 kph, 70 kph, and open)	Drivers seatbelt limiter 25 kph	Optional permanent 40 kmh accessory	No
Warranty Period	+	3-year unlimited km powertrain & Rotax® engine warranty and 1-year warranty & unlimited km on the rest of the unit	2 year unlimited km	2 years	3 years unlimited km

† Visco-Lok is a trademark of GKN Viscodrive GmbH.

Can-Am model information is correct at the time of printing. Competitor model details have been sourced from publicly available websites and are correct to the best of our knowledge at the time of printing. As competitor specifications may change without notice, this chart should not be relied upon as a definitive comparison of current models.

# 2026 CAN-AM DEFENDER DPS HD9



**PACKAGE HIGHLIGHTS**

- Dynamic Power Steering (DPS™)
- 14 in. cast-aluminum wheels
- 8 ply 27 in. XPS Trail Force tyres
- 1,134 kg towing capacity
- 680,4 kg payload capacity
- 40,1 L fuel tank
- 3 person seating capacity

Compass Green

ENGINE	HD9
Type	65 hp / 59 lb-ft, Rotax® 976 cc, V-twin, liquid-cooled
Fuel Delivery System	Intelligent Throttle Control (iTC™) with Electronic Fuel Injection (EFI)
Transmission	PRO-TORQ CVT with Quick Response System (QRS), high airflow ventilation and Electronic Drive Belt Protection Extra-L / H / N / R / P
Drive Train	Selectable Turf Mode / 2WD / 4WD with Visco-Lok <sup>1</sup> auto-locking front differential
Driving Assistance	CVT engine braking ECO™ / ECO™ Off / Work modes Speed limiter
Power Steering	Dynamic Power Steering (DPS™)
SUSPENSIONS	
Front Suspension	Double A-arm 10 in. (25,4 cm) suspension travel
Front Shocks	Twin-tube gas charged shocks
Rear Suspension	TTA with external sway bar 10 in. (25,4 cm) suspension travel
Rear Shocks	Twin-tube gas charged shocks
TYRES & WHEELS	
Front	XPS Trail Force 27 x 9 x 14 in.
Rear	XPS Trail Force 27 x 11 x 14 in.
Wheels	14 in. cast-aluminum
BRAKES	
Front	Dual 220 mm disc brakes with hydraulic twin-piston calipers
Rear	Dual 220 mm disc brakes with hydraulic single-piston calipers
Brake Holding Mechanism	N/A

DIMENSIONS & CAPACITIES	
Cage	Profiled cage ROPS approved
Estimated Dry Weight	1,567 lb (710.8 kg)
L x W x H	121 x 62 x 76 in. (307.3 x 157.5 x 193 cm)
Wheelbase	83 in. (210.8 cm)
Ground Clearance	11 in. (27.9 cm)
Cargo Box Dimensions	38 x 54.5 x 12 in. (96.5 x 138.4 x 30.5 cm)
Cargo Box Capacity	1,000 lb (453.6 kg)
Tailgate Load Capacity	250 lb (113.4 kg)
Storage Capacity	Total: 10.4 gal (39,4 L)
Towing Capacity	2,500 lb (1,134 kg)
Payload Capacity	1,500 lb (680,4 kg)
Fuel Capacity	10.6 gal (40,1 L)
Person Capacity	3
FEATURES	
Gauge	4.5 in. wide digital display
Battery	12 V (18 amp/h)
Magneto	650 W
Instrumentation	DC outlet (10 A)
Lighting	Front lighting output 140 W LED taillights
Winch	N/A
Seat	VERSA-PRO bench seat with passenger seats flipping up Underside hooks
Steering Wheel	Tilt steering adjustment
Protection	Integrated front steel bumper Full heavy-duty HMWPE skid plate Door safety nets
Hitch Type	2 in. hitch receiver
WARRANTY	
Factory Warranty	3-year unlimited km powertrain & Rotax® engine warranty and 1-year warranty & unlimited km on the rest of the unit

CAN-AM ATV/SSV

3 YEAR

UNLIMITED KM WARRANTY

POWERTRAIN & ROTAX® ENGINE

CAN-AM ATV/SSV

1 YEAR

UNLIMITED KM WARRANTY

VEHICLE

<sup>1</sup>Manufacturer's limited warranty. Does not affect consumer guarantees. Available on MY23 Outlander Pro, MY24/MY25 ATV and MY24/MY25 SSV models.



# 2026 CAN-AM DEFENDER XU HD11



Compass Green

## PACKAGE HIGHLIGHTS

- Quick-4Lok™ auto-locking front differential
- Dynamic Power Steering (DPS™)
- Speed limiter
- Brake Holding Mechanism
- 65 in. wide with arched double A-arm and sway bar
- 8 ply 29 in. XPS Trail King 2 tyres
- 4,500 lb (2,041.2 kg) winch with synthetic cable
- Full heavy-duty HMWPE skid plate
- Full hard roof
- LED headlights and LED taillights with back up light
- 680.4 kg payload capacity
- 1,134 kg towing capacity
- 45 L fuel capacity
- 3 person seating capacity

ENGINE	HD11
Type	95 hp / 70 lb-ft Rotax® ACE (Advanced Combustion Efficiency) 999 cc triple cylinder, liquid-cooled
Fuel Delivery System	Intelligent Throttle Control (iTC™) with Electronic Fuel Injection (EFI)
Transmission	pDrive primary and Quick Response System X (QRS-X) CVT with high airflow and Electronic Drive Belt Protection L / H / N / R / P
Drive Train	Selectable Turf Mode / 2WD / 4WD with Quick-4Lok auto-locking front differential
Driving Assistance	CVT engine braking Sport / Normal / Work modes Speed limiter
Power Steering	High torque Tri-Mode Dynamic Power Steering (DPS™)
SUSPENSIONS	
Front Suspension	Arched double A-arm with sway bar 12 in. (30.5 cm) suspension travel
Front Shocks	Twin-tube gas charged shocks
Rear Suspension	Arched double A-arm 12 in. (30.5 cm) suspension travel
Rear Shocks	Twin-tube gas charged shocks
TYRES & WHEELS	
Front	XPS Trail King 2 29 x 9 x 14 in.
Rear	XPS Trail King 2 29 x 11 x 14 in.
Wheels	14 in. cast-aluminum
BRAKES	
Front	Dual 262 mm disc brakes with hydraulic twin-piston calipers (32 mm)
Rear	Dual 236 mm disc brakes with hydraulic single-piston caliper (32 mm)
Brake Holding Mechanism	Standard

## DIMENSIONS & CAPACITIES

Cage	Profiled cage ROPS approved
Estimated Dry Weight	1,890 lb (857.3 kg)
L x W x H	122.7 x 65 x 81 in. (311.7 x 165.1 x 205.7 cm)
Wheelbase	85 in. (215.9 cm)
Ground Clearance	14 in. (35.6 cm)
Cargo Box Dimensions	38 x 54.5 x 12 in. (96.5 x 138.4 x 30.5 cm)
Cargo Box Capacity	1,000 lb (453.6 kg)
Tailgate Load Capacity	250 lb (113.4 kg)
Storage Capacity	Weather resistant above gauge glove box, Weather resistant passenger glove box, Cubby storage and lower dash storage
Towing Capacity	2,500 lb (1,134 kg)
Payload Capacity	1,500 lb (680.4 kg)
Fuel Capacity	11.9 gal (45 L)
Person Capacity	3

## FEATURES

Gauge	4.5 in. wide digital display with keypad
Battery	400 CCA (32 amp/h) 12 V (cargo outlet)
Magneto	650 W
Instrumentation	USB outlets Lighter DC outlet Cargo 12 V outlet
Anti-theft System	RF Digitally Encoded Security System (D.E.S.S.™) with Start / Stop button
Lighting	LED headlights LED taillights with back up light
Winch	4,500 lb (2,041.2 kg) winch with synthetic cable
Seat	Adjustable driver's seat, 40/20/40 reinforced, Passenger seats flipping up, Underside hooks
Steering Wheel	Premium steering wheel Adjustable steering wheel with full tilt-up feature
Protection	Full heavy-duty HMWPE skid plate Full hard roof Door safety nets
Hitch Type	2 in. hitch receiver

## WARRANTY

Factory Warranty	3-year unlimited km powertrain & Rotax® engine warranty and 1-year warranty & unlimited km on the rest of the unit
------------------	--



\*Manufacturer's limited warranty. Does not affect consumer guarantees. Available on MY23 Outlander Pro, MY24/MY25 ATV and MY24/MY25 SSV models.

# 2026 CAN-AM DEFENDER XT HD11



Stealth Black

### PACKAGE HIGHLIGHTS

- Quick-4Lok™ auto-locking front differential
- Dynamic Power Steering (DPS™)
- Speed limiter
- Brake Holding Mechanism
- 65 in. wide with arched double A-arm and sway bar
- 8 ply 29 in. XPS Trail King 2 tyres
- 4,500 lb (2,041.2 kg) winch with synthetic cable
- Full heavy-duty HMWPE skid plate
- Full hard roof
- Heavy-duty front bumper
- LED headlights and LED taillights with back up light
- 45 L fuel capacity
- 3 person seating capacity

ENGINE	HD11
Type	95 hp / 70 lb-ft Rotax® ACE (Advanced Combustion Efficiency) 999 cc triple cylinder, liquid-cooled
Fuel Delivery System	Intelligent Throttle Control (iTC™) with Electronic Fuel Injection (EFI)
Transmission	pDrive primary and Quick Response System X (QRS-X) CVT with high airflow and Electronic Drive Belt Protection L / H / N / R / P
Drive Train	Selectable Turf Mode / 2WD / 4WD with Quick-4Lok auto-locking front differential
Driving Assistance	CVT engine braking Sport / Normal / Work modes Speed limiter
Power Steering	High torque Tri-Mode Dynamic Power Steering (DPS™)

### SUSPENSIONS

Front Suspension	Arched double A-arm with sway bar 12 in. (30.5 cm) suspension travel
Front Shocks	Twin-tube gas charged shocks
Rear Suspension	Arched double A-arm 12 in. (30.5 cm) suspension travel
Rear Shocks	Twin-tube gas charged shocks

### TYRES & WHEELS

Front	XPS Trail King 2 29 x 9 x 14 in.
Rear	XPS Trail King 2 29 x 11 x 14 in.
Wheels	14 in. cast-aluminum

### BRAKES

Front	Dual 262 mm disc brakes with hydraulic twin-piston calipers (32 mm)
Rear	Dual 236 mm disc brakes with hydraulic single-piston caliper (32 mm)
Brake Holding Mechanism	Standard

### DIMENSIONS & CAPACITIES

Cage	Profiled cage ROPS approved
Estimated Dry Weight	1,870 lb (848.2 kg)
L x W x H	129.8 x 65 x 81 in. (329.7 x 165.1 x 205.7 cm)
Wheelbase	85 in. (215.9 cm)
Ground Clearance	14 in. (35.6 cm)
Cargo Box Dimensions	38 x 54.5 x 12 in. (96.5 x 138.4 x 30.5 cm)
Cargo Box Capacity	1,000 lb (453.6 kg)
Tailgate Load Capacity	250 lb (113.4 kg)
Storage Capacity	Weather resistant above gauge glove box including protected cellphone area, Weather resistant passenger glove box with USB-C, USB-A & DC outlet, Cubby storage and lower dash storage, 3.7 gal (14 L) under seat removable bin
Towing Capacity	2,500 lb (1,134 kg)
Payload Capacity	1,500 lb (680.4 kg)
Fuel Capacity	11.9 gal (45 L)
Person Capacity	3

### FEATURES

Gauge	4.5 in. wide digital display with keypad
Battery	400 CCA (32 amp/h) 12 V (cargo outlet)
Magneto	650 W
Instrumentation	USB outlets, Lighter DC outlet, Cargo 12 V outlet
Anti-theft System	RF Digitally Encoded Security System (D.E.S.S.™) with Start / Stop button
Lighting	LED headlights LED taillights with back up light
Winch	4,500 lb (2,041.2 kg) winch with synthetic cable
Seat	Adjustable driver's seat, 40/20/40 bolster, Passenger seats flipping up, Underside hooks
Steering Wheel	Premium steering wheel Adjustable steering wheel with full tilt-up feature
Protection	Full heavy-duty HMWPE skid plate, Full hard roof, Heavy-duty front bumper, Door safety nets
Hitch Type	2 in. hitch receiver

### WARRANTY

Factory Warranty	3-year unlimited km powertrain & Rotax® engine warranty and 1-year warranty & unlimited km on the rest of the unit
------------------	--



\*Manufacturer's limited warranty. Does not affect consumer guarantees. Available on MY23 Outlander Pro, MY24/MY25 ATV and MY24/MY25 SSV models.





		2026 Can-Am Defender XT HD11	2025 Can-Am Defender XT HD10	Polaris Ranger XP 1000 HD EPS ADC	Honda Pioneer 1000-3
Engine Size (cc)	=	999 cc	976 cc	999 cc	999 cc
No of Cylinders	+	3	2	2	2
Horsepower	+	95 hp	82 hp	82 hp	72 hp
Transmission	+	pDrive primary and Quick Response system X (QRS-X) CVT with high airflow	PRO-TORQ CVT Transmission with Quick Response System (QRS)	Automatic PVC	Automatic dual clutch transmission
Front Diff. Type		Selectable Turf Mode/2WD/4WD with Quick-4Lok auto-locking front differential	Selectable Turf Mode/2WD/4WD with Visco-Lok <sup>†</sup> auto-locking front differential	High Performance On-Demand True AWD/2WD/Versatrac turf mode	2WD/4WD/4WD Lock
Turf Mode	=	Yes	Yes	Yes	Yes
Power Steering	+	High torque Tri-Mode Dynamic Power Steering (DPS)	Dynamic Power Steering (DPS™)	Electronic Power Steering	Electric Power Steering
Hill Descent Assistance		CVT Engine braking	Electric Hill descent control	Active Decent Control	Engine braking
Seating Capacity	=	3	3	3	3
Front Suspension	+	Arched Double A-arm with sway bar	Arched Double A-arm	Dual A-arm	Independent Double-wishbone
Rear Suspension	+	Arched double A-arm	Arched torsional trailing arm with external sway bar	Dual A-arm, IRS	Independent Double-wishbone
Wheel Size	=	14"	14"	14"	12"
Wheel Material	=	Aluminium	Aluminium	Aluminium	Steel
Tyre Ply Rating	=	8 ply	8 ply	8 ply	6 ply
Tyre Size	+	29"	27"	27"	27"
Towing Capacity	=	1,134 kg	1,134 kg	1,133.9 kg	1,134 kg
Cargo Bed Capacity	=	454 kg	454 kg	454 kg	454 kg
Total Payload		680.4 kg	680 kg	871 kg	748 kg
Ground Clearance	+	35.6 cm	33 cm	33 cm	34.5 cm
Overall Length	+	329.7 cm	319.4 cm	305 cm	296.6 cm
Overall Width	+	165.1 cm	162.5 cm	158 cm	159.9 cm
Vehicle Dry Weight	+	848.2 kg	736 kg	723 kg	703 kg - Kerb
Fuel Capacity	+	45 L	40 L	43.5 L	30 L
Winch	+	Yes - 2041.2 kg with synthetic cable	Yes - 2,041 kg with roller fairlead	No	No
Speed Limiting Device	+	23 kph drivers seatbelt limiter, speed limiter, plus optional D.E.S.S.™ speed limiting safety keys (40 kph, 70 kph, and open)	23 kph drivers seatbelt limiter, plus optional D.E.S.S.™ speed limiting safety keys (40 kph, 70 kph, and open)	24 kph drivers seatbelt limiter	24 kph drivers seatbelt limiter
Anti Theft Device	+	D.E.S.S.™ keys - vehicle can not be hot wired	Optional vehicle specific D.E.S.S.™ keys - vehicle can not be hot wired	No	No
Warranty Period	+	3-year unlimited km powertrain & Rotax® engine warranty and 1-year warranty & unlimited km on the rest of the unit	3-year unlimited km powertrain & Rotax® engine warranty and 1-year warranty & unlimited km on the rest of the unit	2 year unlimited km	3 years unlimited km
Display	+	4.5" wide digital display	4.5" wide digital display	4" LCD	Multi-function LCD dash display

<sup>†</sup> Visco-Lok is a trademark of GKN Viscodrives GmbH.

Can-Am model information is correct at the time of printing. Competitor model details have been sourced from publicly available websites and are correct to the best of our knowledge at the time of printing. As competitor specifications may change without notice, this chart should not be relied upon as a definitive comparison of current models.

# 2026 CAN-AM DEFENDER X MR HD11



 Dark Wildland Camo

## PACKAGE HIGHLIGHTS

- Smart-Lok™\*\* technology front differential
- Dynamic Power Steering (DPS™)
- Speed limiter
- Brake Holding Mechanism
- 65 in. wide with arched double A-arm and sway bar
- 30 in. XPS Swamp Force tyres with 14 in. aluminum wheels
- High mount 4,500 lb (2,041.2 kg) winch with synthetic cable and autostop
- Full heavy-duty HMWPE skid plate
- Large heavy-duty front bumper
- Steel rock sliders
- Wide mudguards
- Front anchor
- LED headlights, LED taillights with back up light & LED signature lights
- Updated snorkel locations
- 38.1 cm ground clearance
- 45 L fuel capacity
- 3 person seating capacity

ENGINE	HD11
Type	95 hp / 70 lb-ft Rotax® ACE (Advanced Combustion Efficiency) 999 cc triple cylinder, liquid-cooled
Fuel Delivery System	Intelligent Throttle Control (ITC™) with Electronic Fuel Injection (EFI)
Transmission	pDrive primary and Quick Response System X (QRS-X) CVT with high airflow, strategically positioned CVT air intakes and exhaust, Lower gearing ratio and Electronic Drive Belt Protection Extra-L / H / N / R / P
Drive Train	Turf Mode and lockable front differential with exclusive Smart-Lok™** technology True 4-mode traction system: 2WD / 4WD with front diff. lock / 4WD MUD / 4WD TRAIL
Driving Assistance	CVT engine braking Sport / Normal / Work modes Speed limiter
Power Steering	High torque Tri-Mode Dynamic Power Steering (DPS™)

## SUSPENSIONS

Front Suspension	Arched double A-arm with sway bar 12 in. (30.5 cm) suspension travel
Front Shocks	Twin-tube gas charged shocks
Rear Suspension	Arched double A-arm 12 in. (30.5 cm) suspension travel
Rear Shocks	Twin-tube gas charged shocks

## TYRES & WHEELS

Front	XPS Swamp Force 30 x 9 x 14 in.
Rear	XPS Swamp Force 30 x 11 x 14 in.
Wheels	14 in. cast-aluminum

## BRAKES

Front	Dual 262 mm disc brakes with hydraulic twin-piston calipers (32 mm)
Rear	Dual 236 mm disc brakes with hydraulic single-piston caliper (32 mm)
Brake Holding Mechanism	Standard

## DIMENSIONS & CAPACITIES

Cage	Profiled cage ROPS approved
Estimated Dry Weight	1,920 lb (870.9 kg)
L x W x H	131.7 x 65 x 79.8 in. (334.5 x 165.1 x 202.7 cm)
Wheelbase	85 in. (215.9 cm)
Ground Clearance	15 in. (38.1 cm)
Cargo Box Dimensions	38 x 54.5 x 12 in. (96.5 x 138.4 x 30.5 cm)
Cargo Box Capacity	1,000 lb (453.6 kg)
Tailgate Load Capacity	250 lb (113.4 kg)
Storage Capacity	Weather resistant above gauge glove box, Weather resistant passenger glove box with USB-C, USB-A & DC outlet, Cubby storage and lower dash storage, 3.7 gal (14 L) under seat removable bin
Towing Capacity	2,500 lb (1,134 kg)
Payload Capacity	1,500 lb (680.4 kg)
Fuel Capacity	11.9 gal (45 L)
Person Capacity	3

## FEATURES

Gauge	4.5 in. wide digital display with keypad
Battery	400 CCA (32 amp/h)
Magneto	650 W
Instrumentation	USB outlets Lighter DC outlet
Anti-theft System	RF Digitally Encoded Security System (D.E.S.S.™) with Start / Stop button
Lighting	LED headlights LED taillights with back up light LED signature lights
Winch	Highmount 4,500 lb (2,041.2 kg) winch with synthetic cable and autostop
Seat	Adjustable driver's seat, 40/20/40 bolster, Passenger seats flipping up, Underside hooks
Steering Wheel	Premium steering wheel Adjustable steering wheel with full tilt-up feature
Protection	Full heavy-duty HMWPE skid plate, Large heavy-duty front bumper, Steel rock sliders, Wide mudguards, Door safety nets, Front anchor
Hitch Type	2 in. hitch receiver

## WARRANTY

Factory Warranty	3-year unlimited km powertrain & Rotax® engine warranty and 1-year warranty & unlimited km on the rest of the unit
------------------	--



\*Manufacturer's limited warranty. Does not affect consumer guarantees. Available on MY23 Outlander Pro, MY24/MY25 ATV and MY24/MY25 SSV models.



# 2026 CAN-AM DEFENDER LIMITED HD11



 Dusty Navy

## PACKAGE HIGHLIGHTS

- Heating, venting and air conditioning (HVAC) climate system
- High capacity radiator with fan and condenser
- Smart-Lok™\*\* technology front differential
- Dynamic Power Steering (DPS™)
- JL Audio Level 2, 2-speaker sound system
- Full glass tilt up windshield with wiper kit
- Full colour match doors with locks and electric opening tinted windows
- Full hard roof with liner and dome light
- Rear tinted glass window
- Panoramic mirror
- Speed limiter
- 3 person seating capacity
- 45 L fuel capacity
- 10.25 in. touchscreen display
- Rear camera
- 1700 W magneto
- Brake Holding Mechanism
- 65 in. wide with arched double A-arm and sway bar
- 8 ply 30 in. XPS Trac Force tyres with 15 in. aluminum wheels
- 4,500 lb (2,041.2 kg) winch with synthetic cable and autostop
- Full heavy-duty HMWPE skid plate
- Large heavy-duty front bumper
- Floor mats
- LED headlights, LED taillights with back up light & LED signature lights

ENGINE		HD11
Type		95 hp / 70 lb-ft Rotax® ACE (Advanced Combustion Efficiency) 999 cc triple cylinder, liquid-cooled
Fuel Delivery System		Intelligent Throttle Control (iTC™) with Electronic Fuel Injection (EFI)
Transmission		pDrive primary and Quick Response System X (QRS-X) CVT with high airflow and Electronic Drive Belt Protection L / H / N / R / P
Drive Train		Selectable Turf Mode / 2WD / 4WD with exclusive Smart-Lok™**
Driving Assistance		CVT engine braking Sport / Normal / Work modes Speed limiter
Power Steering		High torque Tri-Mode Dynamic Power Steering (DPS™)
SUSPENSIONS		
Front Suspension		Arched double A-arm with sway bar 12 in. (30.5 cm) suspension travel
Front Shocks		Twin-tube gas charged shocks
Rear Suspension		Arched double A-arm 12 in. (30.5 cm) suspension travel
Rear Shocks		Twin-tube gas charged shocks
TYRES & WHEELS		
Front		XPS Trac Force 30 x 9 x 15 in.
Rear		XPS Trac Force 30 x 10 x 15 in.
Wheels		15 in. cast-aluminum
BRAKES		
Front		Dual 262 mm disc brakes with hydraulic twin-piston calipers (32 mm)
Rear		Dual 236 mm disc brakes with hydraulic single-piston caliper (32 mm)
Brake Holding Mechanism		Standard

## DIMENSIONS & CAPACITIES

Cage	Profiled cage ROPS approved
Estimated Dry Weight	2,265 lb (1027.4 kg)
L x W x H	129.8 x 65 x 81 in. (329.6 x 165.1 x 205.7 cm)
Wheelbase	85 in. (215.9 cm)
Ground Clearance	14 in. (35.6 cm)
Cargo Box Dimensions	38 x 54.5 x 12 in. (96.5 x 138.4 x 30.5 cm)
Cargo Box Capacity	1,000 lb (453.6 kg)
Tailgate Load Capacity	250 lb (113.4 kg)
Storage Capacity	Weather resistant above gauge glove box including protected cellphone area and USB-A plug, Weather resistant passenger glove box with USB-C, USB-A & DC outlet, Cubby storage and lower dash storage, 3.7 gal (14 L) under seat removable bin
Towing Capacity	2,500 lb (1,134 kg)
Payload Capacity	1,200 lb (544.3 kg)
Fuel Capacity	11.9 gal (45 L)
Person Capacity	3

## FEATURES

Gauge	4.5 in. wide digital display with keypad & 10.25 in. touchscreen display
Battery	400 CCA (32 amp/h) 12 V (cargo outlet)
Magneto	1700 W
Instrumentation	USB outlets, Lighter DC outlet, Cargo 12 V outlet
Anti-theft System	RF Digitally Encoded Security System (D.E.S.S.™) with Start / Stop button
Lighting	LED headlights LED taillights with back up light LED signature lights
Winch	4,500 lb (2,041.2 kg) winch with synthetic cable and autostop
Seat	Adjustable driver's seat, 40/20/40 bolster, Passenger seats flipping up, Underside hooks
Steering Wheel	Premium steering wheel with keypad Adjustable steering wheel with full tilt-up feature
Protection	Full glass tilt up windshield with wiper kit, Full colour match doors with locks and electric opening tinted windows, Rear tinted glass window, Panoramic mirror, Full heavy-duty HMWPE skid plate, Full hard roof with liner and dome light, Large heavy-duty front bumper, Floor mats
Hitch Type	2 in. hitch receiver

## WARRANTY

Factory Warranty	3-year unlimited km powertrain & Rotax® engine warranty and 1-year warranty & unlimited km on the rest of the unit
------------------	--



\*Manufacturer's limited warranty. Does not affect consumer guarantees. Available on MY23 Outlander Pro, MY24/MY25 ATV and MY24/MY25 SSV models.



# 2026 CAN-AM DEFENDER PRO (PICK-UP) DPS HD10



### PACKAGE HIGHLIGHTS

- Dynamic Power Steering (DPS™)
- 64 in. wide with arched A-arm
- 14 in. cast-aluminum wheels
- 27 in. XPS Trail King tyres
- Dual entry under tray storage locker
- 6 ft long cargo tray
- 712.1 kg payload capacity
- 3 person seating capacity

ENGINE	HD10
Type	82 hp / 69 lb-ft, Rotax® 976 cc, V-twin, liquid-cooled
Fuel Delivery System	Intelligent Throttle Control (ITC™) with Electronic Fuel Injection (EFI)
Transmission	PRO-TORQ CVT with Quick Response System (QRS), high airflow ventilation and Electronic Drive Belt Protection Extra-L / H / N / R / P
Drive Train	Selectable Turf Mode / 2WD / 4WD auto-locking QE front differential
Driving Assistance	CVT engine braking ECO™ / ECO™ Off / Work modes Speed limiter
Power Steering	Dynamic Power Steering (DPS™)
SUSPENSIONS	
Front Suspension	Arched double A-arm 11 in. (27.9 cm) suspension travel
Front Shocks	Twin-tube gas charged shocks
Rear Suspension	Arched TTA with external sway bar 11 in. (27.9 cm) suspension travel
Rear Shocks	Twin-tube gas charged shocks
TYRES & WHEELS	
Front	XPS Trail King 27 x 9 x 14 in.
Rear	XPS Trail King 27 x 11 x 14 in.
Wheels	14 in. cast-aluminum
BRAKES	
Front	Dual 220 mm disc brakes with hydraulic twin-piston calipers
Rear	Dual 220 mm disc brakes with hydraulic twin-piston calipers
Brake Holding Mechanism	N/A

DIMENSIONS & CAPACITIES	
Cage	Profiled cage ROPS approved
Estimated Dry Weight	1,851 lb (839.6 kg)
L x W x H	154.1 x 64 x 78 in. (391.4 x 162.6 x 198.1 cm)
Wheelbase	115.5 in. (293.4 cm)
Ground Clearance	13 in. (33 cm)
Cargo Box Dimensions	72 x 54.5 x 10 in. (182.9 x 138.4 x 25.4 cm)
Cargo Box Capacity	1,000 lb (453.6 kg)
Tailgate Load Capacity	250 lb (113.4 kg)
Storage Capacity	Total: 94 gal (355.8 L)
Towing Capacity	2,500 lb (1,134 kg)
Payload Capacity	1,570 lb (712.1 kg)
Fuel Capacity	10.6 gal (40.1 L)
Person Capacity	3
FEATURES	
Gauge	4.5 in. wide digital display
Battery	12 V (18 amp/h)
Magneto	650 W
Instrumentation	DC outlet (10 A)
Lighting	Front lighting output 140 W LED taillights
Winch	N/A
Seat	VERSA-PRO bench seat with passenger seats flipping up Underside hooks
Steering Wheel	Tilt steering adjustment
Protection	Integrated front steel bumper Full heavy-duty HMWPE skid plate Door safety nets
Hitch Type	2 in. hitch receiver
WARRANTY	
Factory Warranty	3-year unlimited km powertrain & Rotax® engine warranty and 1-year warranty & unlimited km on the rest of the unit



\*Manufacturer's limited warranty. Does not affect consumer guarantees. Available on MY23 Outlander Pro, MY24/MY25 ATV and MY24/MY25 SSV models.

# 2026 CAN-AM DEFENDER 6X6 DPS HD10



Compass Green

## PACKAGE HIGHLIGHTS

- Dynamic Power Steering (DPS™)
- 64 in. wide with arched A-arm
- 14 in. cast-aluminum wheels
- 27 in. XPS Trail King tyres
- Selectable 4WD/6WD
- 6 ft long cargo tray
- 3 person seating capacity

ENGINE	HD10
Type	82 hp / 69 lb-ft, Rotax® 976 cc, V-twin, liquid-cooled
Fuel Delivery System	Intelligent Throttle Control (ITC™) with Electronic Fuel Injection (EFI)
Transmission	PRO-TORQ CVT with Quick Response System (QRS), high airflow ventilation and Electronic Drive Belt Protection Extra-L / H / N / R / P
Drive Train	Selectable 4WD / 6WD auto-locking QE front differential
Driving Assistance	CVT engine braking ECO™ / ECO™ Off / Work modes Speed limiter
Power Steering	Dynamic Power Steering (DPS™)
SUSPENSIONS	
Front Suspension	Arched double A-arm 11 in. (27.9 cm) suspension travel
Front Shocks	Twin-tube gas charged shocks
Rear Suspension	Arched TTA with external sway bar 11 in. (27.9 cm) suspension travel
Rear Shocks	Twin-tube gas charged shocks
TYRES & WHEELS	
Front	XPS Trail King 27 x 9 x 14 in.
Rear	XPS Trail King 27 x 11 x 14 in.
Wheels	14 in. cast-aluminum
BRAKES	
Front	Dual 220 mm disc brakes with hydraulic twin-piston calipers
Rear	Dual 220 mm disc brakes with hydraulic twin-piston calipers
Brake Holding Mechanism	N/A

## DIMENSIONS & CAPACITIES

Cage	Profiled cage ROPS approved
Estimated Dry Weight	1,989 lb (902.2 kg)
L x W x H	154.1 x 64 x 78 in. (391.4 x 162.6 x 198.1 cm)
Wheelbase	115.5 in. (293.4 cm)
Ground Clearance	13 in. (33 cm)
Cargo Box Dimensions	72 x 54.5 x 10 in. (182.9 x 138.4 x 25.4 cm)
Cargo Box Capacity	1,000 lb (453.6 kg)
Tailgate Load Capacity	250 lb (113.4 kg)
Storage Capacity	Total: 10.4 gal (39.4 L)
Towing Capacity	3,000 lb (1,360.8 kg)
Payload Capacity	1,700 lb (771.1 kg)
Fuel Capacity	10.6 gal (40.1 L)
Person Capacity	3

## FEATURES

Gauge	4.5 in. wide digital display
Battery	12 V (30 amp/h)
Magneto	650 W
Instrumentation	DC outlet (10 A)
Lighting	Front lighting output 140 W LED taillights
Winch	N/A
Seat	VERSA-PRO bench seat with passenger seats flipping up Underside hooks
Steering Wheel	Tilt steering adjustment
Protection	Integrated front steel bumper Full heavy-duty HMWPE skid plate Door safety nets
Hitch Type	2 in. hitch receiver

## WARRANTY

Factory Warranty	3-year unlimited km powertrain & Rotax® engine warranty and 1-year warranty & unlimited km on the rest of the unit
------------------	--



\*Manufacturer's limited warranty. Does not affect consumer guarantees. Available on MY23 Outlander Pro, MY24/MY25 ATV and MY24/MY25 SSV models.



# 2026 CAN-AM DEFENDER MAX DPS HD9



Compass Green

### PACKAGE HIGHLIGHTS

- Dynamic Power Steering (DPS™)
- 14 in. cast-aluminum wheels
- 8 ply 27 in. XPS Trail Force tyres
- 1,134 kg towing capacity
- 771.1 kg payload capacity
- 40 L fuel tank
- 6 person seating capacity
- New skid plate and anti branch intrusion

ENGINE	HD9
Type	65 hp / 59 lb-ft, Rotax® 976 cc, V-twin, liquid-cooled
Fuel Delivery System	Intelligent Throttle Control (ITC™) with Electronic Fuel Injection (EFI)
Transmission	PRO-TORQ CVT with Quick Response System (QRS), high airflow ventilation and Electronic Drive Belt Protection Extra-L / H / N / R / P
Drive Train	Selectable Turf Mode / 2WD / 4WD with Visco-Lok¹ auto-locking front differential
Driving Assistance	CVT engine braking ECO™ / ECO™ Off / Work modes Speed limiter
Power Steering	Dynamic Power Steering (DPS™)
SUSPENSIONS	
Front Suspension	Double A-arm 10 in. (25.4 cm) suspension travel
Front Shocks	Twin-tube gas charged shocks
Rear Suspension	TTA with external sway bar 10 in. (25.4 cm) suspension travel
Rear Shocks	Twin-tube gas charged shocks
TYRES & WHEELS	
Front	XPS Trail Force 27 x 9 x 14 in.
Rear	XPS Trail Force 27 x 11 x 14 in.
Wheels	14 in. cast-aluminum
BRAKES	
Front	Dual 220 mm disc brakes with hydraulic twin-piston calipers
Rear	Dual 220 mm disc brakes with hydraulic twin-piston calipers
Brake Holding Mechanism	N/A

DIMENSIONS & CAPACITIES	
Cage	Profiled cage ROPS approved
Estimated Dry Weight	1,807 lb (819.6 kg)
L x W x H	153.4 x 63.5 x 76 in. (389.6 x 161.3 x 193 cm)
Wheelbase	115.5 in. (293.4 cm)
Ground Clearance	11 in. (28 cm)
Cargo Box Dimensions	38 x 54.5 x 12 in. (96.5 x 138.4 x 30.5 cm)
Cargo Box Capacity	1,000 lb (453.6 kg)
Tailgate Load Capacity	250 lb (113.4 kg)
Storage Capacity	Total: 11.1 gal (42 L)
Towing Capacity	2,500 lb (1,134 kg)
Payload Capacity	1,700 lb (771.1 kg)
Fuel Capacity	10.6 gal (40.1 L)
Person Capacity	6
FEATURES	
Gauge	4.5 in. wide digital display
Battery	12 V (18 amp/h)
Magneto	650 W
Instrumentation	DC outlet (10 A)
Lighting	Front lighting output 140 W LED taillights
Winch	N/A
Seat	VERSA-PRO bench seat with passenger seats flipping up Underside hooks
Steering Wheel	Tilt steering adjustment
Protection	Integrated front steel bumper Full heavy-duty HMWPE skid plate Door safety nets
Hitch Type	2 in. hitch receiver
WARRANTY	
Factory Warranty	3-year unlimited km powertrain & Rotax® engine warranty and 1-year warranty & unlimited km on the rest of the unit



\*Manufacturer's limited warranty. Does not affect consumer guarantees. Available on MY23 Outlander Pro, MY24/MY25 ATV and MY24/MY25 SSV models.

# 2026 CAN-AM DEFENDER MAX XT HD11



Stealth Black

## PACKAGE HIGHLIGHTS

- Quick-4Lok™ auto-locking front differential
- Dynamic Power Steering (DPS™)
- Speed limiter
- Brake Holding Mechanism
- 65 in. wide with arched double A-arm and sway bar
- 8 ply 29 in. XPS Trail King 2 tyres
- 4,500 lb (2,041.2 kg) winch with synthetic cable
- Full heavy-duty HMWPE skid plate
- Full hard roof
- Heavy-duty front bumper
- LED headlights and LED taillights with back up light
- 6 person seating capacity
- 45 L fuel capacity

ENGINE	HD11
Type	95 hp / 70 lb-ft Rotax® ACE (Advanced Combustion Efficiency) 999 cc triple cylinder, liquid-cooled
Fuel Delivery System	Intelligent Throttle Control (iTC™) with Electronic Fuel Injection (EFI)
Transmission	pDrive primary and Quick Response System X (QRS-X) CVT with high airflow and Electronic Drive Belt Protection L / H / N / R / P
Drive Train	Selectable Turf Mode / 2WD / 4WD with Quick-4Lok auto-locking front differential
Driving Assistance	CVT engine braking Sport / Normal / Work modes Speed limiter
Power Steering	High torque Tri-Mode Dynamic Power Steering (DPS™)
SUSPENSIONS	
Front Suspension	Arched double A-arm with sway bar 12 in. (30.5 cm) suspension travel
Front Shocks	Twin-tube gas charged shocks
Rear Suspension	Arched double A-arm 12 in. (30.5 cm) suspension travel
Rear Shocks	Twin-tube gas charged shocks
TYRES & WHEELS	
Front	XPS Trail King 2 29 x 9 x 14 in.
Rear	XPS Trail King 2 29 x 11 x 14 in.
Wheels	14 in. cast-aluminum
BRAKES	
Front	Dual 262 mm disc brakes with hydraulic twin-piston calipers (32 mm)
Rear	Dual 236 mm disc brakes with hydraulic twin-piston calipers (28 mm)
Brake Holding Mechanism	Standard

## DIMENSIONS & CAPACITIES

Cage	Profiled cage ROPS approved
Estimated Dry Weight	2,170 lb (984.3 kg)
L x W x H	162.4 x 65 x 81.4 in. (412.5 x 165.1 x 206.8 cm)
Wheelbase	117.5 in. (298.5 cm)
Ground Clearance	14 in. (35.6 cm)
Cargo Box Dimensions	38 x 54.5 x 12 in. (96.5 x 138.4 x 30.5 cm)
Cargo Box Capacity	1,000 lb (453.6 kg)
Tailgate Load Capacity	250 lb (113.4 kg)
Storage Capacity	Weather resistant above gauge glove box including protected cellphone area, Weather resistant passenger glove box with USB-C, USB-A & DC outlet, Cubby storage and lower dash storage, 3.7 gal (14 L) under seat removable bin
Towing Capacity	2,500 lb (1,134 kg)
Payload Capacity	1,475 lb (669 kg)
Fuel Capacity	11.9 gal (45 L)
Person Capacity	6

## FEATURES

Gauge	4.5 in. wide digital display with keypad
Battery	400 CCA (32 amp/h) 12 V (cargo outlet)
Magneto	650 W
Instrumentation	USB outlets, Lighter DC outlet, Cargo 12 V outlet
Anti-theft System	RF Digitally Encoded Security System (D.E.S.S.™) with Start / Stop button
Lighting	LED headlights LED taillights with back up light
Winch	4,500 lb (2,041.2 kg) winch with synthetic cable
Seat	Adjustable driver's seat, 40/20/40 bolster, Passenger seats flipping up, Underside hooks
Steering Wheel	Premium steering wheel Adjustable steering wheel with full tilt-up feature
Protection	Full heavy-duty HMWPE skid plate, Full hard roof, Heavy-duty front bumper, Door safety nets
Hitch Type	2 in. hitch receiver

## WARRANTY

Factory Warranty	3-year unlimited km powertrain & Rotax® engine warranty and 1-year warranty & unlimited km on the rest of the unit
------------------	--



\*Manufacturer's limited warranty. Does not affect consumer guarantees. Available on MY23 Outlander Pro, MY24/MY25 ATV and MY24/MY25 SSV models.



# 2026 CAN-AM DEFENDER MAX LIMITED HD11



 Dusty Navy

## PACKAGE HIGHLIGHTS

- Heating, venting and air conditioning (HVAC) climate system
- High capacity radiator with fan and condenser
- Smart-Lok™\*\* technology front differential
- Dynamic Power Steering (DPS™)
- JL Audio Level 3, 4 speakers sound system
- Full glass tilt up windshield with wiper kit
- Full colour match front doors with locks and electric opening tinted windows
- Rear colour match doors with locks and roll down tinted windows
- Rear tinted glass window
- Panoramic mirror
- Speed limiter
- 6 person seating capacity
- 45 L fuel capacity
- 10.25 in. touchscreen display
- Rear camera
- 1700 W magneto
- Brake Holding Mechanism
- 65 in. wide with arched double A-arm and sway bar
- 8 ply 30 in. XPS Trac Force tyres with 15 in. aluminum wheels
- 4,500 lb (2,041.2 kg) winch with synthetic cable
- Full heavy-duty HMWPE skid plate
- Full hard roof with liner and dome light
- Large heavy-duty front bumper
- Floor mats
- LED headlights, LED taillights with back up light & LED signature lights

ENGINE	HD11
Type	95 hp / 70 lb-ft Rotax® ACE (Advanced Combustion Efficiency) 999 cc triple cylinder, liquid-cooled
Fuel Delivery System	Intelligent Throttle Control (iTC™) with Electronic Fuel Injection (EFI)
Transmission	pDrive primary and Quick Response System X (QRS-X) CVT with high airflow and Electronic Drive Belt Protection L / H / N / R / P
Drive Train	Selectable Turf Mode / 2WD / 4WD with exclusive Smart-Lok™**
Driving Assistance	CVT engine braking Sport / Normal / Work modes Speed limiter
Power Steering	High torque Tri-Mode Dynamic Power Steering (DPS™)

## SUSPENSIONS

Front Suspension	Arched double A-arm with sway bar 12 in. (30.5 cm) suspension travel
Front Shocks	Twin-tube gas charged shocks
Rear Suspension	Arched double A-arm 12 in. (30.5 cm) suspension travel
Rear Shocks	Twin-tube gas charged shocks

## TYRES & WHEELS

Front	XPS Trac Force 30 x 9 x 15 in.
Rear	XPS Trac Force 30 x 10 x 15 in.
Wheels	15 in. cast-aluminum

## BRAKES

Front	Dual 262 mm disc brakes with hydraulic twin-piston calipers (32 mm)
Rear	Dual 236 mm disc brakes with hydraulic twin-piston calipers (28 mm)
Brake Holding Mechanism	Standard

## DIMENSIONS & CAPACITIES

Cage	Profiled cage ROPS approved
Estimated Dry Weight	2,645 lb (1199.8 kg)
L x W x H	162.4 x 65 x 81.4 in. (412.5 x 165.1 x 206.8 cm)
Wheelbase	117.5 in. (298.5 cm)
Ground Clearance	14 in. (35.6 cm)
Cargo Box Dimensions	38 x 54.5 x 12 in. (96.5 x 138.4 x 30.5 cm)
Cargo Box Capacity	700 lb (317.5 kg)
Tailgate Load Capacity	250 lb (113.4 kg)
Storage Capacity	Weather resistant above gauge glove box including protected cellphone area and USB-A plug, Weather resistant passenger glove box with USB-C, USB-A & DC outlet, Cubby storage and lower dash storage, 3.7 gal (14 L) under seat removable bin
Towing Capacity	2,500 lb (1,134 kg)
Payload Capacity	1,000 lb (453.6 kg)
Fuel Capacity	11.9 gal (45 L)
Person Capacity	6

## FEATURES

Gauge	4.5 in. wide digital display with keypad & 10.25 in. touchscreen display
Battery	400 CCA (32 amp/h) 12 V (cargo outlet)
Magneto	1700 W
Instrumentation	USB outlets, Lighter DC outlet, Cargo 12 V outlet
Anti-theft System	RF Digitally Encoded Security System (D.E.S.S.™) with Start / Stop button
Lighting	LED headlights LED taillights with back up light LED signature lights
Winch	4,500 lb (2,041.2 kg) winch with synthetic cable and autostop
Seat	Adjustable driver's seat, 40/20/40 bolster, Passenger seats flipping up, Underside hooks
Steering Wheel	Premium steering wheel with keypad Adjustable steering wheel with full tilt-up feature
Protection	Full glass tilt up windshield with wiper kit, Full colour match front doors with locks and electric opening tinted windows, Lockable rear colour match doors with roll down window, Rear tinted glass window, Panoramic mirror, Full heavy-duty HMWPE skid plate, Full hard roof with liner and dome light, Large heavy-duty front bumper, Floor mats
Hitch Type	2 in. hitch receiver

## WARRANTY

Factory Warranty	3-year unlimited km powertrain & Rotax® engine warranty and 1-year warranty & unlimited km on the rest of the unit
------------------	--



\*Manufacturer's limited warranty. Does not affect consumer guarantees. Available on MY23 Outlander Pro, MY24/MY25 ATV and MY24/MY25 SSV models.

# 2026 CAN-AM DEFENDER MAX LONE STAR CAB HD11



Stealth Black

## PACKAGE HIGHLIGHTS

- Heating, venting and air conditioning (HVAC) climate system
- High capacity radiator with fan and condenser
- Smart-Lok™\*\* technology front differential
- Dynamic Power Steering (DPS™)
- JL Audio Level 4, 6-speaker audio roof
- Full glass tilt up windshield with wiper kit
- Full colour match front doors with locks and electric opening tinted windows
- Rear colour match doors with locks and roll down tinted windows
- Full hard roof with liner and dome light
- Rear tinted glass window
- Panoramic mirror
- Speed limiter
- 6 person seating capacity
- 45 L fuel capacity
- 10.25 in. touchscreen display
- Front and rear cameras
- 1700 W magneto
- Brake Holding Mechanism
- 65 in. wide with arched double A-arm and sway bar
- 8 ply 30 in. XPS Trac Force tyres with 15 in. aluminum wheels
- 4,500 lb (2,041.2 kg) winch with synthetic cable and autostop
- Full heavy-duty HMW plastic skid plate
- Steel rock sliders
- Large heavy-duty front bumper
- Floor mats
- LED headlights, LED taillights with back up light & LED signature lights

ENGINE	HD11
Type	95 hp / 70 lb-ft Rotax® ACE (Advanced Combustion Efficiency) 999 cc triple cylinder, liquid-cooled
Fuel Delivery System	Intelligent Throttle Control (iTC™) with Electronic Fuel Injection (EFI)
Transmission	pDrive primary and Quick Response System X (QRS-X) CVT with high airflow and Electronic Drive Belt Protection L / H / N / R / P
Drive Train	Selectable Turf Mode / 2WD / 4WD with exclusive Smart-Lok™**
Driving Assistance	CVT engine braking Sport / Normal / Work modes Speed limiter
Power Steering	High torque Tri-Mode Dynamic Power Steering (DPS™)
SUSPENSIONS	
Front Suspension	Arched double A-arm with sway bar 12 in. (30.5 cm) suspension travel
Front Shocks	Twin-tube gas charged shocks
Rear Suspension	Arched double A-arm 12 in. (30.5 cm) suspension travel
Rear Shocks	Twin-tube gas charged shocks
TYRES & WHEELS	
Front	XPS Trac Force 30 x 9 x 15 in.
Rear	XPS Trac Force 30 x 10 x 15 in.
Wheels	15 in. cast-aluminum
BRAKES	
Front	Dual 262 mm disc brakes with hydraulic twin-piston calipers (32 mm)
Rear	Dual 236 mm disc brakes with hydraulic twin-piston calipers (28 mm)
Brake Holding Mechanism	Standard

## DIMENSIONS & CAPACITIES

Cage	Profiled cage ROPS approved
Estimated Dry Weight	2,755 lb (1249.6 kg)
L x W x H	162.4 x 65 x 82.6 in. (412.5 x 165.1 x 209.8 cm)
Wheelbase	117.5 in. (298.5 cm)
Ground Clearance	14 in. (35.6 cm)
Cargo Box Dimensions	38 x 54.5 x 12 in. (96.5 x 138.4 x 30.5 cm)
Cargo Box Capacity	700 lb (317.5 kg)
Tailgate Load Capacity	250 lb (113.4 kg)
Storage Capacity	Weather resistant above gauge glove box including protected cellphone area and USB-A plug, Weather resistant passenger glove box with USB-C, USB-A & DC outlet, Cubby storage and lower dash storage, 3.7 gal (14 L) under seat removable bin
Towing Capacity	2,500 lb (1,134 kg)
Payload Capacity	890 lb (403.7 kg)
Fuel Capacity	11.9 gal (45 L)
Person Capacity	6

## FEATURES

Gauge	4.5 in. wide digital display with keypad & 10.25 in. touchscreen display
Battery	400 CCA (32 amp/h) 12 V (cargo outlet)
Magneto	1700 W
Instrumentation	USB outlets, Lighter DC outlet, Cargo 12 V outlet
Anti-theft System	RF Digitally Encoded Security System (D.E.S.S.™) with Start / Stop button
Lighting	LED headlights LED taillights with back up light LED signature lights
Winch	4,500 lb (2,041.2 kg) winch with synthetic cable and autostop
Seat	Adjustable driver's seat, 40/20/40 bolster, Passenger seats flipping up, Underside hooks
Steering Wheel	Premium steering wheel with keypad Adjustable steering wheel with full tilt-up feature
Protection	Full glass tilt up windshield with wiper kit, Full colour match front doors with locks and electric opening tinted windows, Rear colour match lockable doors with roll down window, Rear tinted glass window, Panoramic mirror, Full heavy-duty HMWPE skid plate, Steel rock sliders, Large heavy-duty front bumper, Floor mats
Hitch Type	2 in. hitch receiver




## WARRANTY

Factory Warranty	3-year unlimited km powertrain & Rotax® engine warranty and 1-year warranty & unlimited km on the rest of the unit
------------------	--



\*Manufacturer's limited warranty. Does not affect consumer guarantees. Available on MY23 Outlander Pro, MY24/MY25 ATV and MY24/MY25 SSV models.






				
		DEFENDER DPS***	DEFENDER XU***	
COLOUR OPTIONS		Compass Green	Yellow Stealth Black	Compass Green
ENGINES	Type	HD9	HD9	HD11
		65 hp / 59 lb-ft, Rotax® 976 cc, V-twin, liquid-cooled		95 hp / 70 lb-ft Rotax® ACE (Advanced Combustion Efficiency) 999 cc triple cylinder, liquid-cooled
	Fuel Delivery System	Intelligent Throttle Control (ITC™) with Electronic Fuel Injection (EFI)		
	Transmission	pDrive primary CVT with engine braking and Electronic Drive Belt Protection L / H / N / R / P	PRO-TORQ CVT with Quick Response System (QRS), high airflow ventilation and Electronic Drive Belt Protection Extra-L / H / N / R / P	pDrive primary and Quick Response System X (QRS-X) CVT with high airflow and Electronic Drive Belt Protection L / H / N / R / P
	Drive Train	Selectable Turf Mode / 2WD / 4WD with Visco-Lok† QE auto-locking front differential	Selectable Turf Mode / 2WD / 4WD with Visco-Lok† auto-locking front differential	Selectable Turf Mode / 2WD / 4WD with Quick-4Lok auto-locking front differential
	Driving Assistance	CVT engine braking, ECO™ / ECO™ Off / Work modes, Speed limiter		CVT engine braking, Sport / Normal / Work modes, Speed limiter
	Power Steering	Dynamic Power Steering (DPS™)		High torque Tri-Mode Dynamic Power Steering (DPS™)
SUSPENSIONS	Front Suspension	Double A-arm 10 in. (25.4 cm) suspension travel	Arched double A-arm with sway bar 12 in. (30.5 cm) suspension travel	
	Front Shocks	Twin-tube gas charged shocks		
	Rear Suspension	TTA with external sway bar 10 in. (25.4 cm) suspension travel	Arched double A-arm 12 in. (30.5 cm) suspension travel	
	Rear Shocks	Twin-tube gas charged shocks		
TYRES/ WHEELS	Front/Rear Tyres Wheels	XPS Trail Force 27 x 9/11 x 14 in. 14 in. cast-aluminum		XPS Trail King 2 29 x 9/11 x 14 in. 14 in. cast-aluminum
BRAKES	Front	Dual 220 mm disc brakes with hydraulic twin-piston calipers		Dual 262 mm disc brakes with hydraulic twin-piston calipers (32 mm)
	Rear	Dual 220 mm disc brakes with hydraulic single-piston calipers		Dual 236 mm disc brakes with hydraulic single-piston caliper (32 mm)
	Brake Holding Mechanism	N/A	Standard	
DIMENSIONS / CAPACITIES	Cage	Profiled cage ROPS approved		
	Estimated Dry Weight	1,567 lb (710.8 kg)	1,579 lb (716.2 kg)	1,890 lb (857.3 kg)
	L x W x H	121 x 62 x 76 in. (307.3 x 157.5 x 193 cm)		122.7 x 65 x 81 in. (311.7 x 165.1 x 205.7 cm)
	Wheelbase	83 in. (210.8 cm)		85 in. (215.9 cm)
	Ground Clearance	11 in. (27.9 cm)		14 in. (35.6 cm)
	Cargo Box Dimensions	38 x 54.5 x 12 in. (96.5 x 138.4 x 30.5 cm)		
	Cargo Box Capacity	1,000 lb (453.6 kg)		
	Tailgate Load Capacity	250 lb (113.4 kg)		
	Storage Capacity	Total: 10.4 gal (39.4 L)		Weather resistant above gauge glove box Weather resistant passenger glove box Cubby storage and lower dash storage
	Towing Capacity	2,500 lb (1,134 kg)		
	Payload Capacity	1,500 lb (680.4 kg)		
	Fuel Capacity	10.6 gal (40.1 L)		11.9 gal (45 L)
	Person Capacity	3		
FEATURES	Gauge	4.5 in. wide digital display		4.5 in. wide digital display with keypad
	Battery	12 V (18 amp/h)		400 CCA (32 amp/h), 12 V (cargo outlet)
	Magneto	650 W		
	Instrumentation	DC outlet (10 A)		USB outlets, Lighter DC outlet, Cargo 12 V Outlet
	Anti-theft System	N/A		RF Digitally Encoded Security System (D.E.S.S.™) with Start / Stop button
	Lighting	Front lighting output 140 W LED taillights		LED headlights LED taillights with back up light
	Winch	N/A		4,500 lb (2,041.2 kg) winch with synthetic cable
	Seat	VERSA-PRO bench seat with passenger's seats flipping up Underside hooks		Adjustable driver's seat 40/20/40 reinforced Passenger seats flipping up Underside hooks
	Steering Wheel	Tilt steering adjustment		Premium steering wheel Adjustable steering wheel with full tilt-up feature
	Protection	Integrated front steel bumper Full heavy-duty HMWPE skid plate Door safety nets	Integrated front steel bumper HMWPE central skid plate Full hard roof Door safety nets	Full heavy-duty HMWPE skid plate Full hard roof Door safety nets
	Hitch Type	2 in. hitch receiver	2 in. hitch receiver with rear hitch and tow ball	2 in. hitch receiver

† Visco-Lok is a trademark of GKN Viscodrive GmbH.

\*Smart-Lok was developed in conjunction with TEAM Industries, a market leader in the drive train industry.

\*\*\*1-year BRP limited warranty. B.E.S.T. term available up to 30 months.




				
		<b>DEFENDER XT***</b>	<b>DEFENDER X MR***</b>	<b>DEFENDER LIMITED***</b>
<b>COLOUR OPTIONS</b>		Stealth Black	Dark Wildland Camo	Dusty Navy
<b>ENGINES</b>	<b>Type</b>	HD11	HD11	HD11
		95 hp / 70 lb-ft Rotax® ACE (Advanced Combustion Efficiency), 999 cc triple cylinder, liquid-cooled		
	<b>Fuel Delivery System</b>	Intelligent Throttle Control (ITC™) with Electronic Fuel Injection (EFI)		
	<b>Transmission</b>	pDrive primary and Quick Response System X (QRS-X) CVT with high airflow and Electronic Drive Belt Protection L / H / N / R / P	pDrive primary and Quick Response System X (QRS-X) CVT with high airflow, strategically positioned CVT air intakes and exhaust. Lower gearing ratio and Electronic Drive Belt Protection Extra-L / H / N / R / P	pDrive primary and Quick Response System X (QRS-X) CVT with high airflow and Electronic Drive Belt Protection L / H / N / R / P
	<b>Drive Train</b>	Selectable Turf Mode / 2WD / 4WD with Quick-4Lok™ auto-locking front differential	Turf Mode and lockable front differential with exclusive Smart-Lok™ technology. True 4-mode traction system: 2WD / 4WD with front diff. lock / 4WD MUD / 4WD TRAIL	Selectable Turf Mode / 2WD / 4WD with exclusive Smart-Lok™
	<b>Driving Assistance</b>	CVT engine braking, Sport / Normal / Work modes, Speed limiter		
	<b>Power Steering</b>	High torque Tri-Mode Dynamic Power Steering (DPS™)		
<b>SUSPENSIONS</b>	<b>Front Suspension</b>	Arched double A-arm with sway bar 12 in. (30.5 cm) suspension travel		
	<b>Front Shocks</b>	Twin-tube gas charged shocks		
	<b>Rear Suspension</b>	Arched double A-arm 12 in. (30.5 cm) suspension travel		
	<b>Rear Shocks</b>	Twin-tube gas charged shocks		
<b>TYRES/ WHEELS</b>	<b>Front/Rear Tyres Wheels</b>	XPS Trail King 2 29 x 9/11 x 14 in. 14 in. cast-aluminum	XPS Swamp Force 30 x 9/11 x 14 in. 14 in. cast-aluminum	XPS Trac Force 30 x 9/10 x 15 in. 15 in. cast-aluminum
<b>BRAKES</b>	<b>Front</b>	Dual 262 mm disc brakes with hydraulic twin-piston calipers (32 mm)		
	<b>Rear</b>	Dual 236 mm disc brakes with hydraulic single-piston caliper (32 mm)		
	<b>Brake Holding Mechanism</b>	Standard		
<b>DIMENSIONS / CAPACITIES</b>	<b>Cage</b>	Profiled cage ROPS approved		
	<b>Estimated Dry Weight</b>	1,870 lb (848.2 kg)	1,920 lb (870.9 kg)	2,265 lb (1027.4 kg)
	<b>L x W x H</b>	129.8 x 65 x 81 in. (329.7 x 165.1 x 205.7 cm)	131.7 x 65 x 79.8 in. (334.5 x 165.1 x 202.7 cm)	129.8 x 65 x 81 in. (329.6 x 165.1 x 205.7 cm)
	<b>Wheelbase</b>	85 in. (215.9 cm)		
	<b>Ground Clearance</b>	14 in. (35.6 cm)	15 in. (38.1 cm)	14 in. (35.6 cm)
	<b>Cargo Box Dimensions</b>	38 x 54.5 x 12 in. (96.5 x 138.4 x 30.5 cm)		
	<b>Cargo Box Capacity</b>	1,000 lb (453.6 kg)		
	<b>Tailgate Load Capacity</b>	250 lb (113.4 kg)		
	<b>Storage Capacity</b>	Weather resistant above gauge glove box including protected cellphone area Weather resistant passenger glove box with USB-C, USB-A & DC outlet Cubby storage and lower dash storage 3.7 gal (14 L) under seat removable bin	Weather resistant above gauge glove box Weather resistant passenger glove box with USB-C, USB-A & DC outlet Cubby storage and lower dash storage 3.7 gal (14 L) under seat removable bin	Weather resistant above gauge glove box including protected cellphone area and USB-A plug Weather resistant passenger glove box with USB-C, USB-A & DC outlet Cubby storage and lower dash storage 3.7 gal (14 L) under seat removable bin
	<b>Towing Capacity</b>	2,500 lb (1,134 kg)		
	<b>Payload Capacity</b>	1,500 lb (680.4 kg)		1,200 lb (544.3 kg)
	<b>Fuel Capacity</b>	11.9 gal (45 L)		
	<b>Person Capacity</b>	3		
<b>FEATURES</b>	<b>Gauge</b>	4.5 in. wide digital display with keypad		4.5 in. wide digital display with keypad & 10.25 in. touchscreen display
	<b>Battery</b>	400 CCA (32 amp/h), 12 V (cargo outlet)	400 CCA (32 amp/h)	400 CCA (32 amp/h), 12 V (cargo outlet)
	<b>Magneto</b>	650 W		1,700 W
	<b>Instrumentation</b>	USB outlets, Lighter DC outlet, Cargo 12 V Outlet	USB outlets, Lighter DC outlet	USB outlets, Lighter DC outlet, Cargo 12 V Outlet
	<b>Anti-theft System</b>	RF Digitally Encoded Security System (D.E.S.S.™) with Start / Stop button		
	<b>Lighting</b>	LED headlights LED taillights with back up light	LED headlights LED taillights with back up light LED signature lights	
	<b>Winch</b>	4,500 lb (2,041.2 kg) winch with synthetic cable	Highmount 4,500 lb (2,041.2 kg) winch with synthetic cable and autostop	4,500 lb (2,041.2 kg) winch with synthetic cable and autostop
	<b>Seat</b>	Adjustable driver's seat 40/20/40 bolster Passenger seats flipping up Underside hooks		
	<b>Steering Wheel</b>	Premium steering wheel Adjustable steering wheel with full tilt-up feature		Premium steering wheel with keypad Adjustable steering wheel with full tilt-up feature
	<b>Protection</b>	Full heavy-duty HMWPE skid plate Full hard roof Heavy-duty front bumper Door safety nets	Full heavy-duty HMWPE skid plate Large heavy-duty front bumper Steel rock sliders, Wide mudguards Door safety nets Front anchor	Full glass tilt up windshield with wiper kit Full colour match doors with locks and electric opening Tinted windows Rear tinted glass window Panoramic mirror Full heavy-duty HMWPE skid plate Full hard roof with liner and dome light Large heavy-duty front bumper Floor mats
	<b>Hitch Type</b>	2 in. hitch receiver		

†Visco-Lok is a trademark of GKN Viscodrives GmbH.

\*Smart-Lok was developed in conjunction with TEAM Industries, a market leader in the drive train industry.

\*\*\*1-year BRP limited warranty. B.E.S.T. term available up to 30 months.






				
		DEFENDER PRO DPS***	DEFENDER 6X6 DPS***	DEFENDER MAX DPS***
COLOUR OPTIONS		Yellow	Compass Green	
ENGINES	Type	HD10	HD10	HD9
	Fuel Delivery System	82 hp / 69 lb-ft, Rotax® 976 cc, V-twin, liquid-cooled		65 hp / 59 lb-ft, Rotax® 976 cc, V-twin, liquid-cooled
	Transmission	Intelligent Throttle Control (ITC™) with Electronic Fuel Injection (EFI)		
	Drive Train	PRO-TORQ CVT with Quick Response System (QRS), high airflow ventilation and Electronic Drive Belt Protection Extra-L / H / N / R / P		
	Driving Assistance	Selectable Turf Mode / 2WD / 4WD auto-locking QE front differential	Selectable 4WD / 6WD auto-locking QE front differential	Selectable Turf Mode / 2WD / 4WD with Visco-Lok® auto-locking front differential
	Power Steering	CVT engine braking, ECO™ / ECO™ Off / Work modes, Speed limiter		
		Dynamic Power Steering (DPS™)		
SUSPENSIONS	Front Suspension	Arched double A-arm 11 in. (27.9 cm) suspension travel		Double A-arm 10 in. (25.4 cm) suspension travel
	Front Shocks	Twin-tube gas charged shocks		
	Rear Suspension	Arched TTA with external sway bar 11 in. (27.9 cm) suspension travel		TTA with external sway bar 10 in. (25.4 cm) suspension travel
	Rear Shocks	Twin-tube gas charged shocks		
TYRES/ WHEELS	Front/Rear Tyres Wheels	XPS Trail King 27 x 9/11 x 14 in. 14 in. cast-aluminum		XPS Trail Force 27 x 9/11 x 14 in. 14 in. cast-aluminum
BRAKES	Front	Dual 220 mm disc brakes with hydraulic twin-piston calipers		
	Rear	Dual 220 mm disc brakes with hydraulic twin-piston calipers		
	Brake Holding Mechanism	N/A		
DIMENSIONS / CAPACITIES	Cage	Profiled cage ROPS approved		
	Estimated Dry Weight	1,851 lb (839.6 kg)	1,989 lb (902.2 kg)	1,807 lb (819.6 kg)
	L x W x H	154.1 x 64 x 78 in. (391.4 x 162.6 x 198.1 cm)		153.4 x 63.5 x 76 in. (389.6 x 161.3 x 193 cm)
	Wheelbase	115.5 in. (293.4 cm)		
	Ground Clearance	13 in. (33 cm)		11 in. (28 cm)
	Cargo Box Dimensions	72 x 54.5 x 10 in. (182.9 x 138.4 x 25.4 cm)		38 x 54.5 x 12 in. (96.5 x 138.4 x 30.5 cm)
	Cargo Box Capacity	1,000 lb (453.6 kg)		
	Tailgate Load Capacity	250 lb (113.4 kg)		
	Storage Capacity	Total: 94 gal (355.8 L)	Total: 10.4 gal (39.4 L)	Total: 11.1 gal (42 L)
	Towing Capacity	2,500 lb (1,134 kg)	3,000 lb (1,360.8 kg)	2,500 lb (1,134 kg)
	Payload Capacity	1,570 lb (712.1 kg)	1,700 lb (771.1 kg)	
	Fuel Capacity	10.6 gal (40.1 L)		
	Person Capacity	3		6
FEATURES	Gauge	4.5 in. wide digital display		
	Battery	12 V (18 amp/h)	12 V (30 amp/h)	12 V (18 amp/h)
	Magneto	650 W		
	Instrumentation	DC outlet (10 A)		
	Anti-theft System	N/A		
	Lighting	Front lighting output 140 W LED taillights		
	Winch	N/A		
	Seat	VERSA-PRO bench seat with passenger's seats flipping up Underside hooks		
	Steering Wheel	Tilt steering adjustment		
	Protection	Integrated front steel bumper Full heavy-duty HMWPE skid plate Door safety nets		
	Hitch Type	2 in. hitch receiver		

† Visco-Lok is a trademark of GKN Viscodrives GmbH.

\*Smart-Lok was developed in conjunction with TEAM Industries, a market leader in the drive train industry.

\*\*\*1-year BRP limited warranty. B.E.S.T. term available up to 30 months.

				
		DEFENDER MAX XT***	DEFENDER MAX LIMITED***	DEFENDER MAX LONE STAR CAB***
COLOUR OPTIONS		Stealth Black	Dusty Navy	Stealth Black
ENGINES	Type	HD11	HD11	HD11
		95 hp / 70 lb-ft Rotax® ACE (Advanced Combustion Efficiency) 999 cc triple cylinder, liquid-cooled		
	Fuel Delivery System	Intelligent Throttle Control (ITC™) with Electronic Fuel Injection (EFI)		
	Transmission	pDrive primary and Quick Response System X (QRS-X) CVT with high airflow and Electronic Drive Belt Protection L / H / N / R / P		
	Drive Train	Selectable Turf Mode / 2WD / 4WD with Quick-4Lok auto-locking front differential	Selectable Turf Mode / 2WD / 4WD with exclusive Smart-Lok™**	
	Driving Assistance	CVT engine braking, Sport / Normal / Work modes, Speed limiter		
	Power Steering	High torque Tri-Mode Dynamic Power Steering (DPS™)		
SUSPENSIONS	Front Suspension	Arched double A-arm with sway bar 12 in. (30.5 cm) suspension travel		
	Front Shocks	Twin-tube gas charged shocks		
	Rear Suspension	Arched double A-arm 12 in. (30.5 cm) suspension travel		
	Rear Shocks	Twin-tube gas charged shocks		
TYRES/ WHEELS	Front/Rear Tyres	Trail King 2 29 x 9/11 x 14 in. 14 in. cast-aluminum	XPS Trac Force 30 x 9/10 x 15 in. 15 in. cast-aluminum	
	Wheels			
BRAKES	Front	Dual 262 mm disc brakes with hydraulic twin-piston calipers (32 mm)		
	Rear	Dual 236 mm disc brakes with hydraulic twin-piston calipers (28 mm)		
	Brake Holding Mechanism	Standard		
DIMENSIONS / CAPACITIES	Cage	Profiled cage ROPS approved		
	Estimated Dry Weight	2,170 lb (984.3 kg)	2,645 lb (1,199.8 kg)	2,755 lb (1249.6 kg)
	L x W x H	162.4 x 65 x 81.4 in. (412.5 x 165.1 x 206.8cm)		162.4 x 65 x 82.6 in (415.2 x 165.1 x 209.8 cm)
	Wheelbase	117.5 in. (298.5 cm)		
	Ground Clearance	14 in. (35.6 cm)		
	Cargo Box Dimensions	38 x 54.5 x 12 in. (96.5 x 138.4 x 30.5 cm)		
	Cargo Box Capacity	1,000 lb (453.6 kg)	700 lb (317.5 kg)	
	Tailgate Load Capacity	250 lb (113.4 kg)		
	Storage Capacity	Weather resistant above gauge glove box including protected cellphone area Weather resistant passenger glove box with USB-C, USB-A & DC outlet Cubby storage and lower dash storage 3.7 gal (14 L) under seat removable bin	Weather resistant above gauge glove box including protected cellphone area and USB-A plug Weather resistant passenger glove box with USB-C, USB-A & DC outlet Cubby storage and lower dash storage 3.7 gal (14 L) under seat removable bin	
	Towing Capacity	2,500 lb (1,134 kg)		
	Payload Capacity	1,475 lb (669 kg)	1,000 lb (453.6 kg)	890 lb (403.7 kg)
	Fuel Capacity	11.9 gal (45 L)		
	Person Capacity	6		
FEATURES	Gauge	4.5 in. wide digital display with keypad	4.5 in. wide digital display with keypad & 10.25 in. touchscreen display	
	Battery	400 CCA (32 amp/h), 12 V (cargo outlet)		
	Magneto	650 W	1,700 W	
	Instrumentation	USB outlets Lighter DC outlet Cargo 12V Outlet		
	Anti-theft System	RF Digitally Encoded Security System (D.E.S.S.™) with Start / Stop button		
	Lighting	LED headlights LED taillights with back up light	LED headlights LED taillights with back up light LED signature lights	
	Winch	4,500 lb (2,041.2 kg) winch with synthetic cable	4,500 lb (2,041.2 kg) winch with synthetic cable and autostop	
	Seat	Adjustable driver's seat 40/20/40 bolster Passenger seats flipping up Underside hooks		
	Steering Wheel	Premium steering wheel Adjustable steering wheel with full tilt-up feature	Premium steering wheel with keypad Adjustable steering wheel with full tilt-up feature	
	Protection	Full heavy-duty HMWPE skid plate Full hard roof Heavy-duty front bumper Door safety nets	Full glass tilt up windshield with wiper kit Full colour match front doors with locks and electric opening tinted windows Lockable rear colour match doors with roll down window Rear tinted glass window Panoramic mirror Full heavy-duty HMWPE skid plate Full hard roof with liner and dome light Large heavy-duty front bumper Floor mats	Full glass tilt up windshield with wiper kit Full colour match front doors with locks and electric opening tinted windows Lockable rear colour match doors with roll down window Rear tinted glass window Panoramic mirror Full heavy-duty HMWPE skid plate Steel rock sliders Large heavy-duty front bumper Floor mats
	Hitch Type	2 in. hitch receiver		

†Visco-Lok is a trademark of GKN Viscodrives GmbH.

\*\*Smart-Lok was developed in conjunction with TEAM Industries, a market leader in the drive train industry.

\*\*\*1-year BRP limited warranty. B.E.S.T. term available up to 30 months.



# BUNDLE UP TO GET IT ALL DONE. YOUR DEFENDER G2 BUNDLES.

## ESSENTIALS

Defender X mr Defender XT Defender Limited Defender MAX XT Defender MAX Lone Star CAB Defender MAX Limited	Rear Bumper	715009158
	Fender Flares	715009177
	LinQ Lite Device Holder	715009201
	LinQ Cargo Bed Box	715009165
	Side Mirrors	715008100
	Centre Underseat Storage Bin (7 L)	715009199
	Large Heavy-Duty Front Bumper	715009164
	SMART 10" (25 cm) LED Light Bar	715008745
	Lights Wiring Harness	715009886
	Panoramic Centre Mirror	715003638

## FARMER

Defender XT Defender Limited Defender MAX XT Defender MAX Lone Star CAB Defender MAX Limited	Headache Rack	715009171
	Bed Wall Extender – High (for Headache Rack)	715009590
	LinQ Gear Grips	715005340
	Foldable Tailgate Extension	715009179
	SMART 10" (25 cm) LED Light Bar	715008745
	Large Heavy-Duty Front Bumper	715009164
	Accessory Control Module	715009121
	SMART LED Hood Light	715009299
	Cargo Rack Multi-position	715009148
	Cargo Rack Mounting Kit for Bed Wall Extender	715010078

## JAMMIN IN THE TRAIL

Defender X mr Defender XT Defender MAX XT	Accessory Control Module	715009121
	SMART 40" (102 cm) LED Light Bar	715008747
	SMART LED Hood Light	715009299
	LED Light Bar Mounts	715009261
	Can-Am JL Audio System – Level 3	715009197
	Can-Am JL Audio Source Unit	715010002
Defender Limited Defender MAX Limited Defender MAX Lone Star CAB	Accessory Control Module	715009121
	SMART 40" (102 cm) LED Light Bar	715008747
	SMART LED Hood Light	715009299
	LED Light Bar Mounts	715009261
	Can-Am JL Audio Subwoofer & Amplifier Kit	715008094

# UNLOCK THE POWER OF YOUR DEFENDER WITH THE CAB UTILITY KIT

## Cab Utility Kit

Defender G1 and G1 Max

715008856



### Includes:

- Flip Glass Windshield with Wiper & Washer Kit:
  - Curved laminated glass full windshield in metal frame.
  - Provides excellent optical clarity.
  - Seals firmly against the cage and protects rider and passenger from the elements while allowing for controlled air flow
  - Flip windshield can be set fully open according to your preference.
  - Ideal for muddy conditions.
  - Gas-shock-assisted operation and pivots on 2 hinges located at the top of the windshield.
  - Single speed wiper with washer fluid dispenser.
- Roof Power Cable:
  - Brings power from the battery.
  - Required for installation of some electrical accessories.
- Wiper And Power Windows Cable:
  - Required to install Full Doors with Windshield Wiper and Washer Kit (715001638).
  - Necessary if you want to build your own cab enclosure from modular components.
- Rear Glass Window:
  - Made of high-strength tempered glass.
  - Ideal for preventing backdraft of dust and/or rain in harsh conditions.
  - Quick and easy installation.
  - Sport Roof (715002430 or 715003038) required for installation.
  - Not compatible with Snorkel Kit.



Models, accessories, and colours shown are subject to availability and may vary by region. Availability is not guaranteed. Please consult your authorised dealer for complete and up-to-date information.



# ROOFS

<b>Sport Roof</b>	G1, G2	<b>715002430</b>
	G1 MAX, G2 MAX	<b>715003038</b>



- Robust injection-moulded polypropylene construction.
- Provides added protection for rider and passenger from the elements.

<b>Deluxe Sport Roof</b>	G1	<b>715002511</b>
	G1 MAX	<b>715003039</b>
	G2	<b>715010883</b> <b>NEW</b>
	G2 MAX	<b>715010884</b> <b>NEW</b>



- Complete roof kit provides extra driver and passenger protection and also diminishes noise within the cab.
- Perfect fit and finish thanks to the seal kit and the liners included.
- Rear Roof Liner is not compatible with Soft Rear Panel.

Includes

- Sport Roof
- Sport Roof Seal Kit
- Front Roof Liner
- Rear Roof Liner

<b>Sport Roof Seal Kit</b> <i>(Not illustrated)</i>	G1, G2	<b>715003126</b>
	G1 MAX, G2 MAX	<b>715003583</b>

- Necessary when installing individual cab components with Sport Roof or when installing the Front and Rear Roof Liners.

<b>Bimini Roof with Sun Visor</b>	G1 MAX, G2 MAX	■ <b>715003030</b> • Black
-----------------------------------	----------------	----------------------------



- Heavy-duty canvas made of UV-resistant polyester.
- Soft top comes with a hard visor that allows for storage of rolled-up soft top and mounting of Light Rack.
- Quick and easy installation.

<b>NEW Front Roof Liner</b>	G2, G2 MAX	<b>715009196</b>
-----------------------------	------------	------------------



- Vehicle enhancement.
- Integrates seamlessly with roof-mounted light switch.
- Required for installation of roof-mounted lights.
- Allows a better integration of Windshield Wiper and Washer Kit.
- Seal Kit necessary when installing with Sport Roof.

<b>Front Roof Liner</b>	G1, G1 MAX	<b>715008226</b>
-------------------------	------------	------------------



- Vehicle enhancement.
- Integrates seamlessly with roof-mounted light switch.
- Required for installation of roof-mounted lights and audio systems.
- Allows a better integration of Windshield Wiper and Washer Kit.
- Seal Kit necessary when installing with Sport Roof.

<b>Rear Roof Liner</b>	G1, G2†	<b>715006334</b>
	G1 MAX, G2 MAX‡ (Not illustrated)	<b>715006391</b>



- Quick and easy vehicle enhancement.
- Allows better integration of other accessories installed on the roof.
- Seal Kit necessary when installing with Sport Roof.
- Not compatible with: 715002920, 715006680, 715003249, 715002852.

†Needs to be installed with Sport Roof (715002430).  
‡Needs to be installed with Sport Roof (715003038).

# CABS

## HARD CABS

### NEW Clear Rigid Cab

G2

715010068

G2 MAX

715010069



Includes:

- Front Clear Rigid Doors (715010067).
- Rear Clear Rigid Doors (MAX models only) (715006262).
- Sport Roof (715002430).
- Sport Roof Max (MAX models only) (715003038).
- Glass Windshield (715001303).
- Rear Polycarbonate Window (715002922).

### Clear Rigid Cab

G1 (except X mr models)

715007269

G1 MAX 2022 & up (except X mr models)

715007270



Includes:

- Front Clear Rigid Doors (715006261).
- Rear Clear Rigid Doors (715006262) (MAX models only).
- Sport Roof (715002430).
- Sport Roof Max (715003038) (MAX models only).
- Flip Glass Windshield (715002942).
- Rear Polycarbonate Window (715007081).
- Sport Roof Seal Kit (715003126).

### NEW Deluxe Cab Enclosure

G2 (except X mr models)

715010063

G2 MAX

715010064



- Provides driver and passenger with the best protection from the elements and the cold, and features the most complete top-of-the-line accessories our product lineup has to offer.
- Key locking door latches.

Includes:

- Deluxe Sport Roof Kit (715003038 or 715002430).
- Flip Glass Windshield With SMART Intermittent Wiper & Washer Kit (715009890).
- Front and Rear Deluxe Full Doors with Key Locking Door Latches (715010568 & 715010569).
- Rear Glass Window (715007079).
- Wiper and Powered Windows Cable (715009756).
- Wire Cover Kit and Roof Power Cable (715010489).
- Colour Panels are required (sold separately).

### Deluxe Cab Enclosure

G1 (except X mr models)

715010938

G1 MAX

715010939



- Provides driver and passenger with the best protection from the elements and the cold, and features the most complete top-of-the-line accessories our product lineup has to offer.

Includes:

- Deluxe Sport Roof Kit.
- Flip Glass Windshield with Wiper and Washer Kit.
- Front Deluxe Full Doors with Key Locking Door Latches.
- Rear Glass Window.
- Wiper and Powered Windows Cable.
- Roof Power Cable.
- Colour Panels required (sold separately).

## HYBRID CABS

### NEW Hybrid Cab Enclosure

G2 (except X mr models)

715011103

G2 MAX

715011104



- Offers good protection from the elements for driver and passenger.

Includes:

- Sport Roof.
- Full Windshield - Hardcoated.
- Soft Doors.
- Rear Polycarbonate Window.

### Hybrid Cab Enclosure

G1 (all model years) (except X mr models)

715008063

G1 MAX 2018 & prior, G1 MAX 2022 & up (models produced after January 18, 2021)

715008064



Included:

- Sport Roof
- Full Hardcoated Windshield
- Soft Doors
- Rear Polycarbonate Window

## G1 CAB KITS – REFERENCE CHART

	Deluxe Cab Enclosure	Deluxe Cab Enclosure MAX	Clear Rigid Cab	Clear Rigid Cab MAX	Hybrid Cab Enclosure	Hybrid Cab Enclosure MAX
Kit	715010938	715010939	715007269	715007270	715008063	715008064
Windshield	715002441	715002441	715002942	715002942	715002432	715002432
Rear Window	715007079	715007079	715007081	715007081	715007081	715007081
Roof	715002430	715003038	715002430	715003038	715002430	715003038
Front Doors	715009906	715009906	715006261	715006261	715008059	715008059
Rear Doors	–	715009907	–	715006262	–	715006318
Others	710004462 715003094 715003126 715008226 715006334	710004462 715003094 715003583 715008226 715006391	715003126	715003583	–	–

## G2 CAB KITS – REFERENCE CHART

	Deluxe Cab Enclosure	Deluxe Cab Enclosure MAX	Clear Rigid Cab	Clear Rigid Cab MAX	Hybrid Cab Enclosure	Hybrid Cab Enclosure MAX
Kit	715010063	715010064	715010068	715010069	715011103	715011104
Windshield	715009890	715009890	715009225	715009225	715002432	715002432
Rear Window	715007079	715007079	715009325	715009325	715009325	715009325
Roof	715002430	715003038	715002430	715003038	715002430	715003038
Front Doors	715010568	715010568	715010067	715010067	715009895	715009895
Rear Doors	–	715010569	–	715006262	–	715009896
Others	715003126 715009196 715006334 715010489 715009756	715003583 751009196 715006391 715010489 715009756	715003126	715003583	–	–

### NEW Floor Mats



- These durable floor mats are custom-made using 6.4 mm-thick, pre-moulded rubber.
- The kit includes all the pieces to cover the entire vehicle floor.
- They're constructed with a non-slip texture that provides an excellent grip to keep your feet firmly in place.
- They help cut down on noise.
- Easily washable.

G2

G2 MAX

715008754

715010588

# WINDSHIELDS & MIRRORS

## WINDSHIELDS

### Powerflip Windshield

G1, G1 MAX

715003885



- The PowerFlip Windshield is equipped with electric cylinders that allow the rider to adjust the windshield opening at the touch of a button.
- Windshield is made of hardcoated polycarbonate with a rubber seal contour and a tinted top section.
- Allows you to quickly adapt to changing conditions by adjusting the windshield as you go.
- Can be fully opened for optimal visibility and ventilation, fully closed for maximum protection from the elements, and in between, you have an infinite number of opening possibilities depending on protection, visibility, and air flow preferences.
- Compatible with Can-Am roofs, and windshield wiper and washer kit.

### Flip Glass Windshield

G1, G1 MAX

715002942









G2, G2 MAX


715009225 **NEW**





- Its enhanced handle allows for quick, low-effort opening (715009225 only).
- Curved and laminated glass full windshield in metal frame.
- Provides excellent optical clarity.
- Seals firmly against the cage and protects rider and passenger from the elements while allowing for controlled air flow.
- 3-position flip can be set at fully closed, ¼ open, or fully open.
- Gas-shock-assisted operation and pivots on 2 hinges located at the top of the windshield.
- Ideal for muddy conditions.
- Can be used with Windshield Wiper & Washer Kit (715001638 Defender G1 or 715009441 Defender G2).




<b>NEW Flip Glass Windshield with SMART Intermittent Wiper &amp; Washer Kit</b>	G2, G2 MAX	<b>715009890</b>
	<ul style="list-style-type: none"> <li>• Its enhanced handle allows for quick, low-effort opening.</li> <li>• Curved and laminated glass full windshield in metal frame.</li> <li>• Provides excellent optical clarity.</li> <li>• Seals firmly against the cage and protects rider and passenger from the elements while allowing for controlled airflow.</li> <li>• 3-position flip can be set at fully closed, ¼ open, or fully open.</li> <li>• Ideal for muddy conditions.</li> <li>• Gas-shock-assisted operation and pivots on 2 hinges located at the top of the windshield.</li> </ul>	<ul style="list-style-type: none"> <li>• Includes single-speed wiper, washer fluid dispenser, and windshields frame mount.</li> <li>• Intermittent wiper speed feature available when the kit is installed in combination with ACM and automatic speed variation mode that varies with vehicle speed.</li> <li>• Requires Wiper and Power Cables when ACM is not installed: <ul style="list-style-type: none"> <li>- If equipped with the Sport Roof, Power Cables (715010489 &amp; 715009756) are required.</li> <li>- If equipped with the Audio Roof, Power Cable (715010324) is required.</li> </ul> </li> </ul>
<b>Flip Glass Windshield with Wiper &amp; Washer Kit</b>	G1, G1 MAX	<b>715002441</b>
	<ul style="list-style-type: none"> <li>• Curved and laminated glass full windshield in metal frame.</li> <li>• Provides excellent optical clarity.</li> <li>• Seals firmly against the cage and protects rider and passenger from the elements while allowing for controlled airflow.</li> <li>• 3-position flip can be set at fully closed, ¼ open, or fully open.</li> </ul>	<ul style="list-style-type: none"> <li>• Ideal for muddy conditions.</li> <li>• Gas-shock-assisted operation and pivots on 2 hinges located at the top of the windshield.</li> <li>• Single-speed wiper with washer fluid dispenser.</li> <li>• Requires Wiper and Power Cables: <ul style="list-style-type: none"> <li>- If equipped with the Sport Roof, Power Cables (710004462 &amp; 715003094) are required.</li> <li>- If equipped with the Audio Roof, Power Cables (715008781 &amp; 715003094) are required.</li> </ul> </li> </ul>
<b>NEW Flip Windshield – Hardcoated</b>	G1, G1 MAX G2, G2 MAX	<b>715002442</b> <b>715010010</b>
	<ul style="list-style-type: none"> <li>• Its enhanced handle allows for quick, low-effort opening (715010010 only).</li> <li>• High-impact-resistant Makrolon<sup>1</sup> hardcoated polycarbonate full windshield in metal frame.</li> <li>• Provides excellent optical clarity and better abrasion resistance.</li> </ul>	<ul style="list-style-type: none"> <li>• Seals firmly against the cage and protects rider and passenger from the elements while allowing for controlled airflow.</li> <li>• 3-position flip can be set at fully closed, ¼ open, or fully open.</li> <li>• Gas-shock-assisted operation.</li> <li>• Ideal for muddy conditions.</li> </ul>
<b>NEW Glass Windshield</b>	G1, G1 MAX G2, G2 MAX	<b>715001303</b> <b>715010876</b>
	<ul style="list-style-type: none"> <li>• Curved and laminated glass full windshield in metal frame.</li> <li>• Seals firmly against the cage and protects rider and passenger from the elements while providing excellent optical clarity.</li> </ul>	<ul style="list-style-type: none"> <li>• Must be used with Windshield Wiper &amp; Washer Kit (715001638 Defender G1 or 715009441 Defender G2) to maintain clear visibility during severe riding conditions.</li> </ul>
<b>Full Windshield – Hardcoated</b>	G1, G1 MAX, G2, G2 MAX	<b>715002432</b>
	<ul style="list-style-type: none"> <li>• High-impact-resistant Makrolon<sup>1</sup> hardcoated polycarbonate full windshield.</li> <li>• Provides excellent optical clarity and better abrasion resistance.</li> <li>• Protects driver and passenger from the elements.</li> <li>• Quick and easy tool-less installation or removal.</li> </ul>	
<b>Full Windshield</b>	G1, G1 MAX	<b>715002431</b>
	<ul style="list-style-type: none"> <li>• High-impact-resistant durable polycarbonate full windshield.</li> <li>• Formulated to be non-yellowing, non-crazing, non-cracking with excellent UV resistance and optical clarity.</li> </ul>	<ul style="list-style-type: none"> <li>• Protects driver and passenger from the elements.</li> <li>• Quick and easy tool-less installation or removal.</li> </ul>
<b>NEW Half Windshield – Hardcoated</b>	G1, G1 MAX, G2, G2 MAX	<b>715010075</b>
	<ul style="list-style-type: none"> <li>• High-impact-resistant Makrolon<sup>1</sup> hardcoated polycarbonate half windshield.</li> <li>• Formulated to be non-yellowing, non-crazing, non-cracking with excellent UV resistance and optical clarity.</li> </ul>	<ul style="list-style-type: none"> <li>• Protects driver and passenger from the elements.</li> <li>• Features reverse angle lip to deflect air flow.</li> <li>• Quick and easy tool-less installation or removal.</li> <li>• Not compatible with Soft Doors.</li> </ul>
<b>ProVent Windshield</b>	G1, G1 MAX, G2, G2 MAX	<b>715005276</b>
	<ul style="list-style-type: none"> <li>• High-impact-resistant Quantum hardcoated polycarbonate full windshield.</li> <li>• Optimal performance with Full Cab Enclosure.</li> <li>• Controllable vents to manage air flow.</li> <li>• Channels air into the cabin, defogs windshield, fully closes to eliminate air flow.</li> </ul>	<ul style="list-style-type: none"> <li>• 2 lower vents and one upper vent (pre-filter installed).</li> <li>• Provides excellent optical clarity and better abrasion resistance.</li> <li>• Protects driver and passenger from the elements.</li> <li>• Quick and easy tool-less installation or removal.</li> <li>• Not compatible with wiper kits.</li> </ul>

<b>NEW SMART Intermittent Wiper &amp; Washer Kit</b>	G2, G2 MAX	<b>715009441</b>
 <ul style="list-style-type: none"> <li>• An ideal way to keep your windshield clear in rain, or while riding through mud and water.</li> <li>• Includes single-speed wiper, washer fluid dispenser, and windshields frame mount.</li> <li>• Automatic speed variation mode and intermittent wiper speed features available when the kit is installed in combination with ACM and that varies with vehicle speed.</li> <li>• Must be used with the Glass Windshield (715010876) or Flip Glass Windshield (715009225).</li> </ul>	<ul style="list-style-type: none"> <li>• Requires Wiper and Power Cables when ACM is not installed: <ul style="list-style-type: none"> <li>- If equipped with the Sport Roof, Power Cables (715010489 &amp; 715009756) are required.</li> <li>- If equipped with the Audio Roof, Power Cable (715010324) is required.</li> </ul> </li> <li>• Included with Flip Glass Windshield with SMART Intermittent Wiper &amp; Washer Kit (715009890).</li> </ul>	


<b>Windshield Wiper &amp; Washer Kit</b>	G1, G1 MAX	<b>715001638</b>
 <ul style="list-style-type: none"> <li>• An ideal way to keep your windshield clear in rain, or while riding through mud and water.</li> <li>• Includes single-speed wiper, washer fluid dispenser, and windshields frame mount.</li> <li>• Must be used with the Glass Windshield (715010876) or Flip Glass Windshield (715002942) or Powerflip Windshield (715003885).</li> </ul>	<ul style="list-style-type: none"> <li>• Requires Wiper and Power Cables: <ul style="list-style-type: none"> <li>- If equipped with the Sport Roof, Power Cables (710004462 &amp; 715003094) are required.</li> <li>- If equipped with the Audio Roof, Power Cables (715008781 &amp; 715003094) are required.</li> </ul> </li> </ul>	


<b>NEW Wiper &amp; Power Windows Cable</b>	G2, G2 MAX	<b>715009756</b>
 <ul style="list-style-type: none"> <li>• Required to install Front Deluxe Full Doors (715010568 or 715010570) and/or Intermittent Wiper &amp; Washer Kit (715009441).</li> <li>• Necessary if you want to build your own cab enclosure from modular components.</li> <li>• Not compatible with Audio Roof.</li> </ul>		

<b>NEW Wiper &amp; Power Windows Cable</b>	G2, G2 MAX	<b>715010324</b>
 <ul style="list-style-type: none"> <li>• Required to install Front Deluxe Full Doors (715010568 or 715010570) and/or Intermittent Wiper &amp; Washer Kit (715009441) with the Audio Roof.</li> <li>• Necessary if you want to build your own cab enclosure from modular components.</li> </ul>		


<b>Wiper &amp; Power Windows Cable</b> <i>(Not illustrated)</i>	G1, G1 MAX	<b>715008781</b>
<ul style="list-style-type: none"> <li>• Required to install the Audio Roof (715005206 or 715006879) with the following accessories: Flip Glass Windshield with Wiper &amp; Washer Kit (715002441), Windshield Wiper &amp; Washer Kit (715001638) and Front Deluxe Full Doors (715009906 or 715009913).</li> </ul>		

<b>Wiper &amp; Power Windows Cable</b> <i>(Not illustrated)</i>	G1, G1 MAX	<b>710004462</b>
<ul style="list-style-type: none"> <li>• Required to install Front Deluxe Full Doors (715009906 or 715009913) and/or Windshield Wiper &amp; Washer Kit (715001638).</li> <li>• Necessary if you want to build your own cab enclosure from modular components.</li> </ul>		

<b>Manual Wiper Kit</b>	G1, G1 MAX, G2, G2 MAX	<b>715008755</b>
 <ul style="list-style-type: none"> <li>• Single manual wiper that can be used to clear windshield of debris.</li> <li>• Easy to install system that requires no electrical hookup.</li> <li>• Large ergonomic handle provides a good grip over the entire sweeping surface.</li> <li>• Compatible with glass and hardcoated windshields that use top mounted wipers.</li> </ul>		

<b>Side Wind Deflectors</b>	G1, G1 MAX, G2, G2 MAX	<b>715005081</b>
 <ul style="list-style-type: none"> <li>• Clear polycarbonate air deflectors mount on each side of the cage.</li> <li>• Not compatible with Full Doors.</li> <li>• Sold in pairs.</li> <li>• Compatible with all windshields.</li> </ul>	<ul style="list-style-type: none"> <li>• Can be adjusted at three different positions for cabin air flow control when a full windshield is installed: <ol style="list-style-type: none"> <li>1. Outside deflection to reduce cabin air flow and turbulence.</li> <li>2. Inside deflection to increase air flow in the cabin.</li> <li>3. Windshield ventilation to reduce fog.</li> </ol> </li> </ul>	

## MIRRORS

<b>Side Mirrors</b>	G1, G1 MAX, G2, G2 MAX	<b>715008100 • Black</b>
 <ul style="list-style-type: none"> <li>• Rugged black nylon 6/6 construction with coated cast-aluminum mount.</li> <li>• Dual adjustment (horizontal and vertical) will suit any rider.</li> <li>• Convex optics deliver optimal field of view (FOV).</li> <li>• Spring-loaded pivots let mirrors fold back completely.</li> </ul>	<ul style="list-style-type: none"> <li>• Fit with and without doors and half doors.</li> <li>• Sold in pairs.</li> <li>• Not compatible with Soft Doors and Soft Cab Enclosures.</li> </ul>	

<b>Side Mirror</b>	G1, G1 MAX (2022 & up), G2, G2 MAX	<b>715008101*</b>
	G1, G1 MAX (2021 & prior)	<b>715002459</b>



- Moulded heavy-duty aluminum mirror.
- Stays in place on rough trails.
- Ball-joint design for steady multi-angle adjustment and outstanding vision.
- Use with or without any roof, windshield or doors.

- Not for road use.
- Fits either side.
- Sold individually.

*\*Not compatible with the Half Doors (715006314 & 715006316).*

<b>Panoramic Centre Mirror</b>	G1, G1 MAX, G2, G2 MAX	<b>715003638</b>
--------------------------------	------------------------	------------------



- Wide-angle convex mirror.
- Offers enhanced visibility.
- Can be used with or without roof or windshield and with cab enclosures.

# REAR WIND PROTECTION

<b>Rear Glass Window with Sliding Panel</b>	G1, G1 MAX, G2, G2 MAX	<b>715007080</b>
---	---------------------------	------------------



- Made of high-strength tempered glass.
- Ideal for preventing backdraft of dust or rain in harsh environments.
- Sliding panel for enhanced ventilation.
- Quick and easy installation.

- Sport Roof (715002430 or 715003038) required for installation.
- Not compatible with Snorkel Kit.

<b>Rear Glass Window</b>	G1 (except X mr models), G1 MAX G2, G2 MAX	■ <b>715009915</b> • Tinted
		□ <b>715007079</b> • Clear



- Made of high-strength tempered glass.
- Ideal for preventing backdraft of dust or rain in harsh environments.
- Quick and easy installation.
- Sport Roof (715002430 or 715003038) required for installation.

- Not compatible with Snorkel Kit.
- Tinted glass 14% VLT (visual light transmission).
- Rear Wind Protection Installation Seal Kit (715006705) required for installation on 2020 Defender models.

<b>Rear Polycarbonate Window</b>	G1 (except X mr models), G1 MAX G2, G2 MAX	<b>715007081</b>
		<b>715009325</b>



- High-impact-resistant polycarbonate window.
- Ideal for preventing backdraft of dust or rain in harsh environments.
- Quick and easy installation.
- Sport Roof (715002430 or 715003038) required for installation.

<b>Rear Wind Screen</b>	G1, G1 MAX, G2, G2 MAX	<b>715002851</b>
-------------------------	------------------------	------------------



- Full rear mesh screen reduces windshield backdraft for added cabin comfort.
- Installs quickly and easily on roll cage.
- White Can-Am logo at top, to help maintain clear view.

<b>Soft Rear Window</b>	G1, G1 MAX, G2, G2 MAX	<b>715003249</b>
-------------------------	------------------------	------------------



- Clear, flexible window made of see-through vinyl.
- Resists cold cracking to -4°F (-20°C).
- Blocks windshield backdraft or dust and rain from entering, for added cabin comfort.

- Installs quickly and easily on roll cage.
- White Can-Am logo at top, to help maintain clear view.



# DOORS

## NEW Front Deluxe Full Doors

G2 (except X mr models),  
G2 MAX

**715010568** • Clear

**715010570** • Tinted



- Premium doors made from robust polyethylene.
- Offer excellent protection from the elements.
- Key locking door latches.
- Tinted glass 14% VLT (visual light transmission).
- Easy to remove on hot and sunny days.
- Convenient integrated storage areas.
- Doors' curved design provides even more room.
- Rear-hinge wide opening for ease of ingress/egress in the cockpit.
- Power window delivers added ventilation.

- Compatible with all BRP windshields.
- Require Wiper and Doors Wiring Harness (715009756) for Sport Roof or the Wiper and Doors Harness (715010324) for Audio Roof.
- Cable Cover and Roof Power Cable Kit (715010489).
- Front Roof Liner (715009196) and Sport Roof Seal Kit (715003126).
- Colour Door Trims are required (sold separately).
- Hardware to install the Door Trims is included.

## Front Deluxe Full Doors

G1 (except X mr models),  
G1 MAX

☐ **715009906** • Clear

☒ **715009913** • Tinted



- New key locking door latches.
- Premium doors made from robust polyethylene.
- Offer excellent protection from the elements.
- Tinted glass 55% VLT (visual light transmission).
- Easy to remove on hot and sunny days.
- Convenient integrated storage areas.
- Doors' curved design provides even more room.
- Rear-hinge wide opening for ease of ingress/egress in the cockpit.
- Power window delivers added ventilation.

- Compatible with all BRP windshields.
- Require Wiper & Power Windows Cable (710004462), Roof Power Cable (715003094), Sport Roof Seal Kit (715003126).
- If equipped with the Audio Roof, the Wiper & Power Windows Cable (715008781) is required.
- Colour Door Trims are required (sold separately).
- Hardware to install the Door Trim is included.

## NEW Rear Deluxe Full Doors

G2 MAX

☐ **715010569** • Clear

☒ **715010571** • Tinted



- New key locking door latches.
- Premium doors made from robust polyethylene.
- Offer excellent protection from the elements.
- Tinted glass 14% VLT (visual light transmission).
- Easy to remove on hot and sunny days.
- Convenient integrated storage areas.
- Doors' curved design provides even more room.
- Rear-hinge wide opening for ease of ingress/egress in the cockpit.
- Roll-Down Window delivers added ventilation.

- Require Front Doors (715010568) or Front Deluxe Full Doors – Tinted Glass (715010570), Wiper and Doors Wiring Harness (715009756) for Sport Roof or the Wiper and Doors Harness (715010324) for Audio Roof.
- Cable Cover and Roof Power Cable Kit (715010489).
- Front Roof Liner (715009196) and Sport Roof Seal Kit (715003126).
- Colour Door Trims are required (sold separately).
- Hardware to install the Door Trim is included.

## Rear Deluxe Full Doors

G1 MAX 2022 & up  
(models produced after January 18, 2021)

☐ **715009907** • Clear

☒ **715009914** • Tinted



- New key locking door latches.
- Premium doors made from robust polyethylene.
- Offer excellent protection from the elements.
- Tinted glass 14% VLT (visual light transmission).
- Easy to remove on hot and sunny days.
- Convenient integrated storage areas.
- Doors' curved design provides even more room.
- Rear-hinge wide opening for ease of ingress/egress in the cockpit.

- Roll-Down Window delivers added ventilation.
- Require Front Deluxe Full Doors (715009906 or 715009913), Wiper & Power Windows Cable (710004462), Roof Power Cable (715003094), Sport Roof Seal Kit (715003583 for MAX vehicle).
- Colour Door Trims are required (sold separately).
- Hardware to install the Door Trim is included.

## Front Deluxe Half Doors

G2, G2 MAX  
G1, G1 MAX (2022 & up)

**715010572** **NEW**

**715007201**



- Premium colour matching doors made from robust polyethylene.
- Premium fit and finish.
- Slim with interior pockets.
- Rear hinge wide opening for ease of ingress/egress in the cockpit.

- Interior and exterior handles.
- Colour accent panels are required (sold separately).
- Hardware to install the Door Trim is included.

## Rear Deluxe Half Doors

G2 MAX  
G1, G1 MAX (2022 & up)

**715010573** **NEW**

**715007202**



- Premium colour matching doors made from robust polyethylene.
- Premium fit and finish.
- Slim with interior pockets.
- Rear hinge wide opening for ease of ingress/egress in the cockpit.

- Interior and exterior handles.
- Colour accent panels are required (sold separately).
- Hardware to install the Door Trims is included.

## NEW Front Trims

G2, G2 MAX



Customise your Defender by adding colour-matched door panels.

- Front colour-matched panel for full and half doors.
- Front Deluxe Full Doors (715010568), Front Deluxe Full Doors – Tinted Glass (715010570) or Front Deluxe Half Doors (715010572) are required.

### Front Left Door Trim

- **705801224** • Stealth Black **NEW**
- **705801269** • Dark Wildland Camo **NEW**
- **705801551** • Dusty Navy **NEW**

### Front Right Door Trim

- **705801225** • Stealth Black **NEW**
- **705801270** • Dark Wildland Camo **NEW**
- **705801552** • Dusty Navy **NEW**

## NEW Rear Trims

G2 MAX



Customise your Defender by adding colour-matched door panels.

- Rear colour-matched panel for full and half doors.
- Rear Deluxe Full Doors (715010569), Rear Deluxe Full Doors – Tinted Glass (715010571) or Rear Deluxe Half Doors (715010573) are required.

### Rear Left Door Trim

- **705801234** • Stealth Black **NEW**
- **705801271** • Dark Wildland Camo **NEW**
- **705801275** • Dusty Navy **NEW**

### Rear Right Door Trim

- **705801235** • Stealth Black **NEW**
- **705801272** • Dark Wildland Camo **NEW**
- **705801276** • Dusty Navy **NEW**

## Front Trims

G1, G1 MAX



Customise your Defender by adding colour-matched door panels.

- Front Deluxe Full Doors (715009906), Front Deluxe Full Doors – Tinted Glass (715009913) or Front Deluxe Half Doors (715007201) are required.

### Front Left Door Trim

- **705801617** • Dark Wildland Camo **NEW**
- **705801565** • Dusty Navy
- **705801303** • Stealth Black
- **705801330** • Compass Green
- **705801504** • Timeless Black
- **705801340** • Fiery Red
- **705801408** • Hyper Silver

### Front Right Door Trim

- **705801618** • Dark Wildland Camo **NEW**
- **705801566** • Dusty Navy
- **705801305** • Stealth Black
- **705801331** • Compass Green
- **705801505** • Timeless Black
- **705801341** • Fiery Red
- **705801409** • Hyper Silver

## Rear Trims

G1 MAX



Customise your Defender by adding colour-matched door panels.

- Rear Deluxe Full Doors (715009907), Rear Deluxe Full Doors – Tinted Glass (715009914) or Rear Deluxe Half Doors (715007202) are required.

### Rear Left Door Trim

- **705801619** • Dark Wildland Camo **NEW**
- **705801567** • Dusty Navy
- **705801307** • Stealth Black
- **705801332** • Compass Green
- **705801506** • Timeless Black
- **705801342** • Fiery Red
- **705801410** • Hyper Silver

### Rear Right Door Trim

- **705801620** • Dark Wildland Camo **NEW**
- **705801568** • Dusty Navy
- **705801309** • Stealth Black
- **705801333** • Compass Green
- **705801507** • Timeless Black
- **705801343** • Fiery Red
- **705801411** • Hyper Silver

## NEW Front Clear Rigid Doors

G2, G2 MAX

**715010067**



- Sturdy and compact steel frame doors for a robust yet open field of view.
- Lower hardcoated polycarbonate transparent panel maximises visibility around your unit.
- Upper portion composed of two tempered-glass sliding windows for unmatched air circulation and versatility.

- EC and ROHVA-compliant for optimal safety, allowing you to remove the stock side protection bar for increased cabin space.
- Sealed contour allows for improved rider comfort in all weather.
- Lockable doors for peace of mind.

## Front Clear Rigid Doors

G1 (all model years) (except X mr models),  
G1 MAX 2022 & up


**715006261**



- Sturdy and compact steel-frame doors for a robust yet open field of view.
- Lower hardcoated polycarbonate transparent panel maximises visibility around your unit.
- Upper portion composed of two tempered-glass sliding windows for unmatched air circulation and versatility.


- EC- and ROHVA-compliant for optimal safety, allowing you to remove the stock side protection bar for increased cabin space.
- Sealed contour allows for improved rider comfort in all weather.
- Lockable doors for peace of mind.

<b>Rear Clear Rigid Doors</b>	G1 MAX 2022 & up, G2 MAX	<b>715006262</b>
-------------------------------	--------------------------	------------------




- Sturdy and compact steel-frame doors for a robust yet open field of view.
- Lower hardcoated polycarbonate transparent panel maximises visibility around your unit.
- Upper portion composed of two tempered-glass sliding windows for unmatched air circulation and versatility.
- EC- and ROHVA-compliant for optimal safety, allowing you to remove the stock side protection bar for increased cabin space.
- Sealed contour allows for improved rider comfort in all weather.
- Lockable doors for peace of mind.


<b>Half Doors</b>	G1	<b>715006314</b> • 2 doors
	G1 MAX	<b>715006316</b> • 4 doors
	G2	<b>715010076</b> • 2 doors <b>NEW</b>
	G2 MAX	<b>715010077</b> • 4 doors <b>NEW</b>

 <ul style="list-style-type: none"> <li>• Half doors made of plastic.</li> <li>• Metal frame for a higher level of fit and finish and rigidity.</li> <li>• Rear hinge wide opening for ease of ingress/egress in the cockpit.</li> <li>• Interior pockets and liners for more comfort.</li> </ul>	
---	--


<b>NEW Soft Doors Can-Am</b>	G1, G1 MAX, G2, G2 MAX	<b>715009895</b> • 2 front doors
	G1 MAX 2018 & prior, 2022 & up (models produced after January 18, 2021), G2 MAX	<b>715009896</b> • 2 rear doors

 <ul style="list-style-type: none"> <li>• The design has been improved to enhance functionality.</li> <li>• Weather-resistant soft doors reinforced with steel frame offer good protection from the elements.</li> <li>• Made of heavy-duty UV-resistant canvas for excellent resistance to tear and abrasion.</li> <li>• Rear hinge wide opening for ease of ingress/egress.</li> <li>• Zip-down windows made of laminated polished vinyl material for added ventilation.</li> <li>• Quick and easy installation, and easily removable on hot sunny days.</li> <li>• Compatible with BRP roofs and mirrors.</li> </ul>	<p><i>Soft Door Installation Kit (715006238 / 2X for MAX) is required for installation of 2019 and prior doors on 2020 Defender models.</i></p>
--	---

<b>Front Deluxe Door Locks</b>	G1, G1 MAX	<b>715009951</b>
--------------------------------	------------	------------------


 <ul style="list-style-type: none"> <li>• Allow you to upgrade your deluxe doors with integrated door locks.</li> <li>• Include a pair of locks for front doors.</li> <li>• Included on Deluxe Doors and Deluxe Cab Kits 2025 and over.</li> <li>• 2 keys included.</li> </ul>	
---	--

<b>Front &amp; Rear Deluxe Door Locks</b>	G1 MAX	<b>715009952</b>
---	--------	------------------


 <ul style="list-style-type: none"> <li>• Allow you to upgrade your deluxe doors with integrated door locks.</li> <li>• Include 4 locks for front and rear doors.</li> <li>• Included on Deluxe Doors and Deluxe Cab Kits 2025 and over.</li> <li>• 2 keys included.</li> </ul>	
--	--

# SEAT ACCESSORIES

<b>Central Headrest</b>	G1, G1 MAX, G2, G2 MAX	<b>715005163</b>
-------------------------	------------------------	------------------


 <ul style="list-style-type: none"> <li>• Headrest for front-centre-seating position on 3-seated models and for rear-centre-seating position on MAX models.</li> <li>• Front Headrests are available separately for front passengers on MAX models.</li> <li>• Headrests are required for all passengers on some regulated trails.</li> </ul> <p><i>Headrests are required for all passengers on some regulated trails.</i></p>	
---	--

<b>Front Headrests</b>	G1 MAX, G2 MAX	<b>715005164</b>
------------------------	----------------	------------------

 <ul style="list-style-type: none"> <li>• Additional headrest for all three front-seating positions on MAX models.</li> <li>• Central Headrest is available separately for rear-centre-seating positions on MAX models.</li> <li>• Headrests are required for all passengers on some regulated trails.</li> </ul> <p><i>Headrests are required for all passengers on some regulated trails.</i></p>	
---	--



# ALUMINUM SKID PLATES



For ultimate durability and strength, all our Aluminum Skid Plates are made with High Strength 5052 H32 Aluminum  $\frac{3}{16}$ " (4.5 mm) thick.

- Ultimate durability
- High strength

## DEFENDER, DEFENDER MAX

		2019 & prior		2020 & up		2026	
Offer your Defender the full protection kit or get parts individually		Front suspension type					
		Double A-Arm (G1)	Arched double A-Arm with Swaybar (G1)	Double A-Arm (G1)	Arched double A-Arm (G1)	Arched double A-Arm with Swaybar (G1)	Arched double A-Arm with Swaybar (G2)
FULL PROTECTION KIT							
Aluminum Skid Plate Protection Kit		715003711 (except MAX)	715006977 (3-up)	715006694 (except MAX)	715006696 (3-up & 6x6)	715006979 (3-up 2020 to 2021 only)	715009141
		715003712 (MAX only)	715006978 (MAX)	715006695 (MAX only)	715006697 (MAX & PRO)	715006980 (MAX 2020 to 2021 only)	
INDIVIDUAL ALUMINUM SKID PLATES							
1	<b>Front A-Arm Protectors</b> <ul style="list-style-type: none"><li>• Extra underside protection for your vehicle's steering mechanism and suspension (A-arm).</li><li>• Sold in pairs.</li></ul>	715008274	715006975	715008274	715004387	715006975 (2020 to 2021 only)	715009404
2	<b>Front Skid Plate</b> <ul style="list-style-type: none"><li>• Protects the front underside of your vehicle when riding in rough terrain conditions.</li><li>• Adds style to the front of your vehicle.</li></ul>	715002447	715002447	715002447	715002447	715002447	715009137
3	<b>Central Skid Plate</b> <p>Central Skid Plate Kit includes central and lateral skid plates.</p> <ul style="list-style-type: none"><li>• Ultra-durable protection for the underside of your vehicle.</li><li>• Makes work easy in more demanding terrain.</li><li>• Must be used with Underbelly Skid Plate Kit.</li></ul>	715003467 (MAX only)	715003467 (MAX only)	715003467 (MAX & PRO only)	715003467 (MAX & PRO only)	715003467 (MAX & PRO only)	N/A
4	<b>Underbelly Skid Plate Kit</b> <ul style="list-style-type: none"><li>• Ultra-durable protection for the underside of your vehicle.</li><li>• Makes work easy in more demanding terrain.</li><li>• Kit includes central, lateral, and rear skid plates.</li></ul>	715002446	715002446	715007982	715007982	715007982	N/A
5	<b>Rear A-Arm Protectors</b> <ul style="list-style-type: none"><li>• Extra underside protection for your vehicle's suspension (A-arm).</li><li>• Sold in pairs.</li></ul>	715002445	715006976	715002445	715004388	715004388 (2022 & up) 715006976 (2020 to 2021 only)	715009405

# BUMPERS & GUARDS

## BUMPERS

### NEW Large Heavy-Duty Front Bumper

G2, G2 MAX

**715009164**



- 1.5" (3.8 cm) diameter steel-tube construction.
- Provides heavy-duty protection.
- Inside and outside anti-corrosion coating with durable powder coat finish.
- Integrated mounting point for SMART 10" (25 cm) LED Light Bar (715008745).
- Standard on all Lone Star and Limited Cab models.

### Front Bumper

G1, G1 MAX (2019 & prior)

**715002418**

G1, G1 MAX (2020 & up)

**715005754**



- Heavy-duty 1.5" (3.8 cm) diameter steel-tube construction.
- Provides enhanced protection.
- Inside and outside anti-corrosion coating with durable powder coat finish.
- Integrated mounting points for lights.
- Required to install the Xtreme Front Bumper Plates, Front Rack, and the Front Corner Protectors.

### Xtreme Front Bumper Plates

G1, G1 MAX (2019 & prior)<sup>†</sup>

**715003005**

G1, G1 MAX (2020 & up)<sup>‡</sup>

**715005777**



- Made of high-strength heavy-gauge steel with rubber pads for increased protection.
- Inside and outside anti-corrosion coating with durable powder coat finish.
- Provide additional front-end protection.

<sup>†</sup>Require Front Bumper (715002418) for installation.

<sup>‡</sup>Require Front Bumper (715005754) for installation.

### Front Corner Protectors

G1, G1 MAX (2019 & prior)<sup>†</sup>

**715002833**

G1, G1 MAX (2020 & up)<sup>‡</sup>

**715005774**



- Heavy-duty 1.25" (3.2 cm) diameter steel-tube construction.
- Provide enhanced protection for front corners.
- Inside and outside anti-corrosion coating with durable powder coat finish.
- Sold in pairs.

<sup>†</sup>Require Front Bumper (715002418) for installation.

<sup>‡</sup>Require Front Bumper (715005754) for installation.

### Rancher Front Bumper

G1, G1 MAX

**715005410**



- The low front-end protection and plates allow you to use your vehicle within cattle herds and guard the safety of both the vehicle and the animals.
- The flat front portion facilitates gently prodding cattle or pushing light objects, e.g., closing a fence.
- The full frontage coverage extends to provide an extra layer of defense to your headlights and radiator.
- Inside and outside anti-corrosion coating with durable powder coat finish.

Defender, Defender MAX (2020 & up)

- Improved approach angle.
- Compatible with front rack, tyre, and winches.

### XT Front Bumper

G1, G1 MAX (2019 & prior)

**715004407**



- 1.5" (3.8 cm) diameter steel-tube construction.
- Provides light-duty protection.
- Inside and outside anti-corrosion coating with durable powder coat finish.
- Light-kit compatible.

- Standard on XT models 2018 and 2019.
- Not compatible with Xtreme Front Bumper Plates, Front Corner Protectors, or LinQ® Front Rack.

### X mr Front Bumper


G1, G1 MAX


■ **715006143** • Black




- Heavy-duty 1.5" (3.8 cm) diameter steel-tube construction.
- Inside and outside anti-corrosion coating with durable finish.
- Provides additional front body protection.
- Integrated winch support plate for winch relocation at a higher position for easier access in muddy conditions or for auxiliary lights.


- Includes a front tow hook.
- Standard on X mr models.
- Winch sold separately.

Cargo Bed Protectors & Tie Rails	G1 (6x6 & PRO models only)	715005415
	<ul style="list-style-type: none"> <li>Heavy-duty 1.5" (3.8 cm) diameter steel-tube construction.</li> <li>Reliable cargo box protection and tie-down attachment point to secure large loads.</li> </ul>	<ul style="list-style-type: none"> <li>Anti-corrosion coating with durable powder coat finish.</li> <li>Designed to stay in place when cargo bed side walls are removed.</li> </ul>


NEW Rear Bumper	G2, G2 MAX	715009158
	<ul style="list-style-type: none"> <li>Heavy-duty 1.5" (3.8 cm) diameter steel construction and integrated tubular design.</li> <li>Integrated lower and upper grip step for easy access to the cargo bed.</li> <li>Increased protection of rear cargo box and lower box corner while allowing normal tailgate function.</li> <li>Inside and outside anti-corrosion coating with durable powder-coat finish.</li> </ul>	


Rear Bumper	G1, G1 MAX	715008109
	<ul style="list-style-type: none"> <li>Heavy-duty 1.5" (3.8 cm) diameter steel construction and integrated tubular design.</li> <li>Increased protection of rear box and lower box corner while allowing normal tailgate function.</li> </ul>	<ul style="list-style-type: none"> <li>Inside and outside anti-corrosion coating with durable powder-coat finish.</li> <li>Required to install Rear Body Side Protector (715003055).</li> </ul>

Rear Bumper Adapter (Not illustrated)	G1 (6x6 & PRO models only)	715006060
<ul style="list-style-type: none"> <li>Required to install the Rear Bumper on Defender models with the long box.</li> </ul>		

Rear Body Side Protectors	G1, G1 MAX	715003055
	<ul style="list-style-type: none"> <li>Heavy-duty 1.5" (3.8 cm) diameter steel-tube construction.</li> <li>Reliable cargo box protection.</li> <li>Inside and outside anti-corrosion coating with durable powder coat finish.</li> </ul>	<ul style="list-style-type: none"> <li>Compatible with fender flares.</li> <li>Integrated brush and low-lying branch deflector.</li> <li>Require Rear Bumper for installation.</li> <li>Sold in pairs.</li> </ul>

## BODY SIDE PROTECTORS

Front Body Side Protectors	G1, G1 MAX	715003450
	<ul style="list-style-type: none"> <li>Heavy-duty 1.25" (3.2 cm) diameter steel-tube construction.</li> <li>Front side protection for farm and forestry applications.</li> <li>Offer complete front body protection.</li> <li>Inside and outside anti-corrosion coating with durable powder coat finish.</li> </ul>	<ul style="list-style-type: none"> <li>Sold in pairs.</li> <li>Require Front Bumper (715002418 or 715005754) with Front Corner Protectors (715002833 or 715005774) and Rock Slider (715002569 or 715003040 for MAX models) for installation.</li> </ul>

Front Rancher Body Side Protectors	G1, G1 MAX	715003617
	<ul style="list-style-type: none"> <li>Heavy-duty 1.25" (3.2 cm) diameter steel-tube construction.</li> <li>Front side protection for farm and forestry applications.</li> <li>Offer complete front body protection.</li> </ul>	<ul style="list-style-type: none"> <li>Inside and outside anti-corrosion coating with durable powder coat finish.</li> <li>Sold in pairs.</li> <li>Require Rancher Bumper and Rock Sliders for installation.</li> </ul>



## FENDER FLARES

Fender Flares	G1 (except 6x6 & PRO), G1 MAX	715006821
	G1 6x6	715005409
	G1 PRO	715006001
	G2, G2 MAX	715009177 <b>NEW</b>



- Robust injection-moulded polypropylene construction.
- Perfect for keeping mud and debris outside the vehicle.
- Include front and rear extension, and all mounting hardware.

Sport Fender Flares	G1 (except 6x6 & PRO), G1 MAX	715003898
---------------------	-------------------------------	-----------



- Sleek fender flares just the right size to reduce mud and debris kick-up from your tyres.
- Robust injection-moulded polypropylene construction.
- Include front and rear extension, and all mounting hardware.

## ROCK SLIDERS

<b>NEW</b> X mr / Lone Star Rock Sliders	G2	715009421
	G2 MAX	715010031



- Rock sliders made of painted 2 mm steel with an integrated step for elevated cargo box access.
- Protect vehicle's sides and undercarriage against large obstacles.
- Lodge tight up against vehicle body for better clearance from obstacles.
- Standard on Defender G2 X mr and Lone Star models.
- Sold in pairs.

Rock Sliders	G1	■ 715006671 • Black
	G1 MAX, G1 PRO	■ 715006721 • Black



- Heavy-duty rock sliders made of painted  $\frac{3}{16}$ " (5 mm) aluminum with an integrated step for elevated cargo box access.
- Protect vehicle's sides and undercarriage against large obstacles.
- Lodge tight up against vehicle body for better clearance from obstacles.
- Not compatible with other rock sliders.
- Sold in pairs.
- Standard on Defender X mr.

Rock Sliders	G1, G1 6x6	715002569
	G1 MAX, G1 PRO	715003040



- Protect vehicle's sides and undercarriage against large obstacles.
- Made of heavy-duty 1.5" (3.8 cm) diameter steel tubing.
- Inside and outside anti-corrosion coating with durable powder coat finish.
- Integrated step for easy cargo box access.
- Sold in pairs.

## MUD FLAPS

Mud Flaps	G1, G1 MAX	715003041
-----------	------------	-----------



- Keep mud and debris out of cargo area and protect trailer or vehicles behind you.
- Add aesthetic appeal to your vehicle.
- Made of EPDM rubber.
- Require Rear Bumper for installation.
- Sold in pairs.




# LINQ SYSTEM

The LinQ system offers tool-free, near-instant attachment for a wide range of accessories. Quickly adapt your side-by-side for any adventure, knowing your gear stays secure, no matter how rough the trail gets.

## OPTIMISED STORAGE WITH DEFENDER G2

Trail-ready straight from the box, the Defender G2 Cargo Box includes strategically pre-marked mounting points for easy rig customisation, no matter your chosen system.



## COUNTLESS OPTIONS

### LinQ ORIGINAL SYSTEM

is compatible with all medium- to large-sized accessories, including 16" and 36" base units.

### LinQ LITE

is designed for compact, on-the-go storage (max. 4.5 lb (2 kg) per latch). It lets you mount accessories to rails or vertical surfaces.

# LINQ: EASY ON, EASY OFF CARGO

## DEFENDER LinQ ACCESSORY MOUNTING LOCATIONS AND REQUIREMENTS

<div><div><div><div><div><div></div></div></div><div><div><div></div></div></div><div><div><div></div></div></div><div><div><div></div></div></div><div><div><div></div></div></div><div><div><div></div></div></div><div><div><div></div></div></div><div><div><div></div></div></div><div><div><div></div></div></div><div><div><div></div></div></div><div><div><div></div></div></div><div><div><div></div></div></div><div><div><div></div></div></div><div><div><div></div></div></div><div><div><div></div></div></div><div><div><div></div></div></div><div><div><div></div></div></div><div><div><div></div></div></div><div><div><div></div></div></div><div><div><div></div></div></div><div><div><div></div></div></div><div><div><div></div></div></div><div><div><div></div></div></div><div><div><div></div></div></div><div><div><div></div></div></div><div><div><div></div></div></div><div><div><div></div></div></div><div><div><div></div></div></div><div><div><div></div></div></div><div><div><div></div></div></div><div><div><div></div></div></div><div><div><div></div></div></div><div><div><div></div></div></div><div><div><div></div></div></div><div><div><div></div></div></div><div><div><div></div></div></div><div><div><div></div></div></div><div><div><div></div></div></div><div><div><div></div></div></div><div><div><div></div></div></div><div><div><div></div></div></div><div><div><div></div></div></div><div><div><div></div></div></div><div><div><div></div></div></div><div><div><div></div></div></div><div><div><div></div></div></div><div><div><div></div></div></div><div><div><div></div></div></div><div><div><div></div></div></div><div><div><div></div></div></div><div><div><div></div></div></div><div><div><div></div></div></div><div><div><div></div></div></div><div><div><div></div></div></div><div><div><div></div></div></div><div><div><div></div></div></div><div><div><div></div></div></div><div><div><div></div></div></div><div><div><div></div></div></div><div><div><div></div></div></div><div><div><div></div></div></div><div><div><div></div></div></div><div><div><div></div></div></div><div><div><div></div></div></div><div><div><div></div></div></div><div><div><div></div></div></div><div><div><div></div></div></div><div><div><div></div></div></div><div><div><div></div></div></div><div><div><div></div></div></div><div><div><div></div></div></div><div><div><div></div></div></div><div><div><div></div></div></div><div><div><div></div></div></div><div><div><div></div></div></div><div><div><div></div></div></div><div><div><div></div></div></div><div><div><div></div></div></div><div><div><div></div></div></div><div><div><div></div></div></div><div><div><div></div></div></div><div><div><div></div></div></div><div><div><div></div></div></div><div><div><div></div></div></div><div><div><div></div></div></div><div><div><div></div></div></div><div><div><div></div></div></div><div><div><div></div></div></div><div><div><div></div></div></div><div><div><div></div></div></div><div><div><div></div></div></div><div><div><div></div></div></div><div><div><div></div></div></div><div><div><div></div></div></div><div><div><div></div></div></div><div><div><div></div></div></div><div><div><div></div></div></div><div><div><div></div></div></div><div><div><div></div></div></div><div><div><div></div></div></div><div><div><div></div></div></div><div><div><div></div></div></div><div><div><div></div></div></div><div><div><div></div></div></div><div><div><div></div></div></div><div><div><div></div></div></div><div><div><div></div></div></div><div><div><div></div></div></div><div><div><div></div></div></div><div><div><div></div></div></div><div><div><div></div></div></div><div><div><div></div></div></div><div><div><div></div></div></div><div><div><div></div></div></div><div><div><div></div></div></div><div><div><div></div></div></div><div><div><div></div></div></div><div><div><div></div></div></div><div><div><div></div></div></div><div><div><div></div></div></div><div><div><div></div></div></div><div><div><div></div></div></div><div><div><div></div></div></div><div><div><div></div></div></div><div><div><div></div></div></div><div><div><div></div></div></div><div><div><div></div></div></div><div><div><div></div></div></div><div><div><div></div></div></div><div><div><div></div></div></div><div><div><div></div></div></div><div><div><div></div></div></div><div><div><div></div></div></div><div><div><div></div></div></div><div><div><div></div></div></div><div><div><div></div></div></div><div><div><div></div></div></div><div><div><div></div></div></div><div><div><div></div></div></div><div><div><div></div></div></div><div><div><div></div></div></div><div><div><div></div></div></div><div><div><div></div></div></div><div><div><div></div></div></div><div><div><div></div></div></div><div><div><div></div></div></div><div><div><div></div></div></div><div><div><div></div></div></div><div><div><div></div></div></div><div><div><div></div></div></div><div><div><div></div></div></div><div><div><div></div></div></div><div><div><div></div></div></div><div><div><div></div></div></div><div><div><div></div></div></div><div><div><div></div></div></div><div><div><div></div></div></div><div><div><div></div></div></div><div><div><div></div></div></div><div><div><div></div></div></div><div><div><div></div></div></div><div><div><div></div></div></div><div><div><div></div></div></div><div><div><div></div></div></div><div><div><div></div></div></div><div><div><div></div></div></div><div><div><div></div></div></div><div><div><div></div></div></div><div><div><div></div></div></div><div><div><div></div></div></div><div><div><div></div></div></div><div><div><div></div></div></div><div><div><div></div></div></div><div><div><div></div></div></div><div><div><div></div></div></div><div><div><div></div></div></div><div><div><div></div></div></div><div><div><div></div></div></div><div><div><div></div></div></div><div><div><div></div></div></div><div><div><div></div></div></div><div><div><div></div></div></div><div><div><div></div></div></div><div><div><div></div></div></div><div><div><div></div></div></div><div><div><div></div></div></div><div><div><div></div></div></div><div><div><div></div></div></div><div><div><div></div></div></div><div><div><div></div></div></div><div><div><div></div></div></div><div><div><div></div></div></div><div><div><div></div></div></div><div><div><div></div></div></div><div><div><div></div></div></div><div><div><div></div></div></div><div><div><div></div></div></div><div><div><div></div></div></div><div><div><div></div></div></div><div><div><div></div></div></div><div><div><div></div></div></div><div><div><div></div></div></div><div><div><div></div></div></div><div><div><div></div></div></div><div><div><div></div></div></div><div><div><div></div></div></div><div><div><div></div></div></div><div><div><div></div></div></div><div><div><div></div></div></div><div><div><div></div></div></div><div><div><div></div></div></div><div><div><div></div></div></div><div><div><div></div></div></div><div><div><div></div></div></div><div><div><div></div></div></div><div><div><div></div></div></div><div><div><div></div></div></div><div><div><div></div></div></div><div><div><div></div></div></div><div><div><div></div></div></div><div><div><div></div></div></div><div><div><div></div></div></div><div><div><div></div></div></div><div><div><div></div></div></div><div><div><div></div></div></div><div><div><div></div></div></div><div><div><div></div></div></div><div><div><div></div></div></div><div><div><div></div></div></div><div><div><div></div></div></div><div><div><div></div></div></div><div><div><div></div></div></div><div><div><div></div></div></div><div><div><div></div></div></div><div><div><div></div></div></div><div><div><div></div></div></div><div><div><div></div></div></div><div><div><div></div></div></div><div><div><div></div></div></div><div><div><div></div></div></div><div><div><div></div></div></div><div><div><div></div></div></div><div><div><div></div></div></div><div><div><div></div></div></div><div><div><div></div></div></div><div><div><div></div></div></div><div><div><div></div></div></div><div><div><div></div></div></div><div><div><div></div></div></div><div><div><div></div></div></div><div><div><div></div></div></div><div><div><div></div></div></div><div><div><div></div></div></div><div><div><div></div></div></div><div><div><div></div></div></div><div><div><div></div></div></div><div><div><div></div></div></div><div><div><div></div></div></div><div><div><div></div></div></div><div><div><div></div></div></div><div><div><div></div></div></div><div><div><div></div></div></div><div><div><div></div></div></div><div><div><div></div></div></div><div><div><div></div></div></div><div><div><div></div></div></div><div><div><div></div></div></div><div><div><div></div></div></div><div><div><div></div></div></div><div><div><div></div></div></div><div><div><div></div></div></div><div><div><div></div></div></div><div><div><div></div></div></div><div><div><div></div></div></div><div><div><div></div></div></div><div><div><div></div></div></div><div><div><div></div></div></div><div><div><div></div></div></div><div><div><div></div></div></div><div><div><div></div></div></div><div><div><div></div></div></div><div><div><div></div></div></div><div><div><div></div></div></div><div><div><div></div></div></div><div><div><div></div></div></div><div><div><div></div></div></div><div><div><div></div></div></div><div><div><div></div></div></div><div><div><div></div></div></div><div><div><div></div></div></div><div><div><div></div></div></div><div><div><div></div></div></div><div><div><div></div></div></div><div><div><div></div></div></div><div><div><div></div></div></div><div><div><div></div></div></div><div><div><div></div></div></div><div><div><div></div></div></div><div><div><div></div></div></div><div><div><div></div></div></div><div><div><div></div></div></div><div><div><div></div></div></div><div><div><div></div></div></div><div><div><div></div></div></div><div><div><div></div></div></div><div><div><div></div></div></div><div><div><div></div></div></div><div><div><div></div></div></div><div><div><div></div></div></div><div><div><div></div></div></div><div><div><div></div></div></div><div><div><div></div></div></div><div><div><div></div></div></div><div><div><div></div></div></div><div><div><div></div></div></div><div><div><div></div></div></div><div><div><div></div></div></div><div><div><div></div></div></div><div><div><div></div></div></div><div><div><div></div></div></div><div><div><div></div></div></div><div><div><div></div></div></div><div><div><div></div></div></div><div><div><div></div></div></div><div><div><div></div></div></div><div><div><div></div></div></div><div><div><div></div></div></div><div><div><div></div></div></div><div><div><div></div></div></div><div><div><div></div></div></div><div><div><div></div></div></div><div><div><div></div></div></div><div><div><div></div></div></div><div><div><div></div></div></div><div><div><div></div></div></div><div><div><div></div></div></div><div><div><div></div></div></div><div><div><div></div></div></div><div><div><div></div></div></div><div><div><div></div></div></div><div><div><div></div></div></div><div><div><div></div></div></div><div><div><div></div></div></div><div><div><div></div></div></div><div><div><div></div></div></div><div><div><div></div></div></div><div><div><div></div></div></div><div><div><div></div></div></div><div><div><div></div></div></div><div><div><div></div></div></div><div><div><div></div></div></div><div><div><div></div></div></div><div><div><div></div></div></div><div><div><div></div></div></div><div><div><div></div></div></div><div><div><div></div></div></div><div><div><div></div></div></div><div><div><div></div></div></div><div><div><div></div></div></div><div><div><div></div></div></div><div><div><div></div></div></div><div><div><div></div></div></div><div><div><div></div></div></div><div><div><div></div></div></div><div><div><div></div></div></div><div><div><div></div></div></div><div><div><div></div></div></div><div><div><div></div></div></div><div><div><div></div></div></div><div><div><div></div></div></div><div><div><div></div></div></div><div><div><div></div></div></div><div><div><div></div></div></div><div><div><div></div></div></div><div><div><div></div></div></div><div>&lt;</div></div></div></div>
---



## LinQ ACCESSORIES WITH 16" BASE

### NEW LinQ 5 US Gal (19 L) Fuel Caddy

G2, G2 MAX

715007822



- Quick, easy, and secure LinQ system installation.
- Spill-free spout for easy use.
- 5 US gal (19 L) capacity.
- Meets new Flame Mitigation Device (FMD) standard.
- Dimensions: 12" L x 19" W x 12" H.

### NEW LinQ 3.8 US Gal (14.5 L) Fuel Caddy

G2, G2 MAX

295100950



- Quickly and easy, secure installation with the LinQ accessory system.
- No-spill spout designed for easy pouring.
- 3.8 US gal (14.5 L) capacity.
- Dimensions: 13" L x 19" W x 9" H.
- Note: Fuel caddies cannot be stacked.

### NEW LinQ Rigid Cooler 4.7 US Gal (18 L)

G1, G1 MAX, G2, G2 MAX

715010491 - Black



- Versatile LinQ 16" configuration fits many vehicles.
- Durable rotomoulded rigid construction.
- Moulded-in handles for quick installation and removal.
- High quality insulation for optimal ice retention.
- Sealed lid for airtight, weather-tight closure.
- Ergonomic and secure latch system offers excellent sealing.
- 4.7 US gal (18 L) capacity.
- See table for installation location and requirements.
- Exterior Dimensions: 21" L x 12" W x 15" H.

### NEW LinQ Cooler 5.3 US Gal (20 L)

G1, G1 MAX G2, G2 MAX

295101257



- LinQ-mounted for fast, easy, and secure storage.
- Locks in place with just a quarter turn.
- High-quality insulation for optimal ice retention.
- Keeps ice cold for 5 days.
- Rotomoulded construction for exceptional rigidity and durability.
- Sealed lid for airtight, weather-tight closure.
- Rigid handles make transportation easy.
- Horizontal locking handles allow for installation of LinQ Lite accessories.
- Holds thirty-four 355 ml cans.
- 5.3 US gal (20 L) capacity.
- Exterior dimensions: 21" L x 15" W x 14" H.
- Interior dimensions: 15" L x 10" W x 9" H.
- LinQ Base Installation Kit (715008125) is required for installation.

*Note: Cannot be mounted on the LinQ Stackable Fuel Caddy.*

### NEW LinQ Semi-Rigid Cooler 5.3 US Gal (20 L)

G2, G2 MAX

295101252



- 5.3 US gal (20 L) of insulated, water-resistant capacity.
- Quick, easy, and secure LinQ system installation.
- Attaches with one set of LinQ fasteners.
- Single day use soft cooler.
- Mesh pocket on top of the lid.
- Zippered pocket under the lid for quick and easy access.
- Removable interior for easy cleaning.
- Carry handles for easy transport.
- Can contain twelve 355 ml cans.
- Dimensions: 19" L x 13" W x 10" H.

### LinQ 11.4 US Gal (43 L) Cooler


G1, G1 MAX, G2, G2 MAX

715007825 - Black  
715009276 - Grey





- Versatile LinQ 16" configuration fits many vehicles.
- High quality injection-moulded impact resistant polypropylene outer shell for exceptional durability.
- High quality insulation for optimal ice retention.
- Thicker insulation on bottom to isolate vehicle heat.
- 11.4 US gal (43 L) capacity.
- LinQ-mounted for fast, easy, secure storage.
- Locks in place with only a quarter turn.
- Rigid handles make transportation easy.
- Horizontal locking handles allow installation of LinQ Lite accessories.
- Dry-basket included to protect items.
- Drain plug at the bottom to evacuate water.
- New ergonomic and secure latch system offers excellent sealing.
- Possibility to lock the cooler with a padlock.
- See table for installation location and requirements.
- Exterior Dimensions: 77" L x 40" W x 46" H.


<b>LinQ Modular Box</b>	G1, G1 MAX, G2, G2 MAX	<div> <div>715005494 • (10 L)</div> <div>715007112 • (20 L)</div> <div>715006830 • (30 L)</div> </div>
		<ul style="list-style-type: none"> <li>• Allows stacking of other modular boxes to always have the right gear accessible.</li> <li>• Always have the right box size to fit everything.</li> <li>• Can be installed on any LinQ base with a 16" width.</li> <li>• See table for installation location and requirements.</li> </ul>
<b>Thermal Insert for LinQ Modular Box (10 L)</b>	Defender, Defender MAX	<b>219401110</b>
		<ul style="list-style-type: none"> <li>• Insulated liner.</li> <li>• Fits very well in the LinQ Modular Box (10 L).</li> <li>• Can contain seven 355 ml cans.</li> <li>• Keeps ice cold for one day.</li> <li>• Interior dimensions: 9" L x 17" W x 2½" H.</li> </ul>
<b>LinQ Tool Box</b>	G1, G1 MAX, G2, G2 MAX	<b>715008111</b>
		<ul style="list-style-type: none"> <li>• High precision injected HDPE construction provides rigidity and durability.</li> <li>• 5 gal (19 L) maximum capacity.</li> <li>• Weather-resistant, sealed, and lockable cover.</li> <li>• Easy one-second On / Off tool-less system.</li> <li>• All the benefits of LinQ - simple, fast, and secure.</li> <li>• See table for installation location and requirements.</li> </ul>
<b>LinQ Tool Kit</b>	G1, G1 MAX, G2, G2 MAX	<b>715006829</b>
	Includes: <ul style="list-style-type: none"> <li>- Cutter pliers</li> <li>- Long-nose pliers</li> <li>- Locking pliers</li> <li>- Ratchet wrench ¾" drive</li> <li>- 6" ratchet extension</li> <li>- Integrated CVT belt storage location (belt not included)</li> <li>- Long-socket 19 mm ¾" drive – 6 pts</li> <li>- Socket 18 mm ¾" drive</li> <li>- Long-socket 17 mm ¾" drive – 6 pts</li> <li>- Socket 15 mm ¾" drive</li> <li>- Socket 13 mm ¾" drive</li> <li>- Socket 10 mm ¾" drive</li> <li>- Socket 8 mm ¾" drive</li> <li>- Socket Torx T40 ¾" drive</li> <li>- Socket Torx T30 ¾" drive</li> <li>- Socket Torx T20 ¾" drive</li> <li>- Breaker bar ¾" drive</li> <li>- Combination wrench set: <ul style="list-style-type: none"> <li>- Wrench 19 mm</li> <li>- Wrench 18 mm</li> <li>- Wrench 15 mm</li> </ul> </li> <li>- Wrench 13 mm</li> <li>- Wrench 10 mm</li> <li>- Wrench 8 mm</li> </ul>	<ul style="list-style-type: none"> <li>• See table for installation location and requirements.</li> </ul>
<b>LinQ SR 5.5 Gal (21 L) Bag</b>	G1, G1 MAX, G2, G2 MAX	<b>860202449</b>
		<ul style="list-style-type: none"> <li>• Semi-rigid expandable bag.</li> <li>• All the benefits of LinQ - simple, fast, and secure.</li> <li>• Easy one-second On / Off tool-less system.</li> <li>• Requires LinQ Base Installation Kit.</li> <li>• 5.5 gal (21 L) capacity.</li> <li>• See table for installation location and requirements.</li> </ul>
<b>LinQ 4.5 Gal (17 L) Sport Bag</b>	G1, G1 MAX, G2, G2 MAX	<b>860202447</b>
		<ul style="list-style-type: none"> <li>• All the benefits of LinQ - simple, fast, and secure.</li> <li>• 4.5 US gal (17 L) capacity.</li> <li>• Thermoformed bag base in HDPE (High Density Polyethylene) providing rigidity and durability.</li> <li>• Rigid bottom, semi-rigid top.</li> <li>• Easy one-second On / Off tool-less system.</li> <li>• See table for installation location and requirements.</li> </ul>
<b>LinQ Roll-Top Bag</b>	G1, G1 MAX, G2, G2 MAX	<b>715008110</b>
		<ul style="list-style-type: none"> <li>• Fully waterproof roll-top dry bag will securely store and confine your equipment.</li> <li>• LinQ mounted using heavy-duty rigid plastic base.</li> <li>• High capacity storage solution (40 L).</li> <li>• Bottom foam liner for additional equipment protection.</li> <li>• Integrated handle for easy transportation On / Off the vehicle.</li> <li>• Dimensions: 14" L x 19" W x adjustable H.</li> <li>• See table for installation location and requirements.</li> </ul>


<b>LinQ Explorer Bag</b>	G1, G1 MAX, G2, G2 MAX	<b>295101016</b>
	<ul style="list-style-type: none"> <li>• 26 gal (98 L) of watertight storage.</li> <li>• Installs in seconds with tool-less LinQ accessory system.</li> <li>• Dedicated essentials compartment for registration, license, insurance and more.</li> <li>• Exclusive D.E.S.S. key storage.</li> <li>• External quick-access pocket for small items like keys and wallets.</li> <li>• Turns into a backpack when you get off your machine.</li> <li>• Collapsible if not fully packed with straps on both sides.</li> <li>• Dimensions: 26" L x 18" W x 14" H.</li> </ul>	


## LinQ ACCESSORIES WITH 36" BASE


<b>LinQ Cargo Basket (87 L)</b>	G2, G2 MAX	<b>715005274</b>
	<ul style="list-style-type: none"> <li>• Made of polyethylene.</li> <li>• Storage capacity of 23 gal (87 L).</li> <li>• Easy to install and remove with the LinQ system.</li> <li>• 6 handles on the contour to easily install bungee cords.</li> <li>• Ability to install Tool Holders (715008896) to the basket.</li> </ul>	

<b>LinQ 12 Gal (45 L) Cargo Box</b>	G1, G1 MAX	<b>715003879</b>
	<ul style="list-style-type: none"> <li>• Holds cargo safely and securely while riding.</li> <li>• LinQ mounted for easy-on, easy-off installation.</li> <li>• See table for installation location and requirements.</li> </ul>	


<b>LinQ 23 Gal (87 L) Trunk Box</b>	G1, G1 MAX	<b>715004923</b>
	<ul style="list-style-type: none"> <li>• Lockable and weather-resistant.</li> <li>• Holds cargo safely and securely while riding.</li> <li>• See table for installation location and requirements.</li> </ul>	


<b>LinQ 11.5 Gal (43 L) Audio Cargo Box</b>	G1, G1 MAX	<b>715003018</b>
	<ul style="list-style-type: none"> <li>• An affordable and quick solution for adding music and storage to your next ride.</li> <li>• The rear installation does not use up any cab space and allows easy listening at an average speed.</li> <li>• Mounts On / Off easily to hold/carry cargo safely and securely.</li> <li>• The Bluetooth enabled receiver and 6.5" (16.5 cm) speakers are smartly concealed and integrated in the cover.</li> <li>• Automatic shut-off function protects your battery by turning the system off after 10 minutes of inactivity.</li> <li>• Backlit control panel perfect for night riding.</li> <li>• Water-resistant speakers.</li> <li>• See table for installation location and requirements.</li> </ul>	


<b>LinQ Cargo Box (53 L)</b>	G2, G2 MAX	<b>715006997</b>
	<ul style="list-style-type: none"> <li>• Made of polyethylene.</li> <li>• Storage capacity of 14 gal (53 L).</li> <li>• Easy to install and remove with the LinQ system.</li> <li>• New ergonomic and resistant latch system offers excellent sealing.</li> <li>• Possibility to install LinQ 16" accessories on the cover and increase the cargo capacity.</li> <li>• Ability to install Tool Holders (715008896) on the box.</li> <li>• Lockable with a lock on the front of the box (2 keys included).</li> </ul>	


<b>LinQ 8 Gal (30 L) Cooler Box</b>	G1, G1 MAX	<b>715004778</b> • Black <b>715004698</b> • Grey
	<ul style="list-style-type: none"> <li>• LinQ mounted for easy on, easy off installation.</li> <li>• Rotomoulded construction provides exceptional rigidity and durability.</li> <li>• Premium-quality foam insulation for optimal ice retention.</li> <li>• Integrated, fully-removable compartment protects food.</li> <li>• Robust rubber latches keep the cover tightly closed.</li> <li>• Weather-resistant.</li> <li>• Convenient drain plug.</li> <li>• See table for installation location and requirements.</li> </ul>	




<b>LinQ 9.2 Gal (35 L) Cooler</b>	G2, G2 MAX	<b>715006998</b>
	<ul style="list-style-type: none"> <li>• LinQ-mounted for efficient and secure storage, locked in place with only a quarter turn.</li> <li>• Easy to install, easy to remove using the LinQ system.</li> <li>• Installation in LinQ 36" configuration.</li> <li>• Made of polyethylene for exceptional rigidity and durability.</li> <li>• Storage capacity of 9.2 gal (35 L).</li> <li>• Lock the cooler on the vehicle using the LinQ Lock (860201968).</li> <li>• Premium-quality foam insulation for optimal ice retention.</li> <li>• Moulded-in handles for quick installation and removal.</li> <li>• Option to add a 5-slot LinQ Lite Rail on the side and at the rear of the cooler.</li> <li>• A dry basket is included to protect your food from water.</li> <li>• Drain plug at the bottom to get rid of excess water.</li> <li>• The new ergonomic and resistant latch system ensures the top is tightly sealed.</li> <li>• Innovative way to hold 12 cans (355 ml).</li> <li>• Cannot be installed on the front rack.</li> </ul>	


<b>LinQ Premium Storage Bag by OGIO</b>	G1, G1 MAX	<b>715002923</b> • Black
	<ul style="list-style-type: none"> <li>• Tool-less installation and removal thanks to the LinQ system.</li> <li>• 17.2 gal (65 L) capacity semi-rigid cargo bag ideal for carrying anything you need on your vehicle.</li> <li>• Buckle and elastic closure with a rubber seal that prevents dust from entering the bag.</li> <li>• 3-section lid for partial or full access to your bag.</li> <li>• Inside separators for optimal bag organisation.</li> <li>• See table for installation location and requirements.</li> </ul>	


<b>LinQ Heavy-Duty Basket</b>	G1, G1 MAX	<b>715001215</b>
	<ul style="list-style-type: none"> <li>• Made of high-strength, low-alloy steel.</li> <li>• See table for installation location and requirements.</li> </ul>	


<b>LinQ Low Profile Basket</b>	G1, G1 MAX	<b>715004282</b>
	<ul style="list-style-type: none"> <li>• Low profile, open basket increases cargo space.</li> <li>• Perfect for easy access to tools, rope, and winch.</li> <li>• Multiple bungee cord and tie-down anchor points.</li> <li>• Made of impact-resistant injected polypropylene.</li> <li>• See table for installation location and requirements.</li> </ul>	


## LinQ CARGO & RACK

<b>NEW LinQ Cargo Bed Box</b>	G2, G2 MAX	<b>715009165</b>
	<ul style="list-style-type: none"> <li>• Large 40 gal (151 L) multifunction weather-resistant tool box designed for cargo beds.</li> <li>• Rotomoulded construction provides exceptional rigidity and durability.</li> <li>• LinQ mounted for easy-on, easy-off installation.</li> <li>• Features built-in cup holders and integrated groove for pipe or 2x4 cutting.</li> <li>• Sized to give you the option of installing 2 tool boxes in the cargo bed (the tailgate extension is not compatible with two LinQ Cargo Bed Boxes).</li> <li>• Double side openings with lockable covers and rubber latches.</li> </ul>	


<b>LinQ Tailgate Extension</b>	G1, G1 MAX (except 6x6 and PRO models)	<b>715002464</b>
	<ul style="list-style-type: none"> <li>• Adds rear cargo capacity when the tailgate is open.</li> <li>• Steel-tubing-system-style barrier mounts on top of the bed walls using the easy, tool-less LinQ system.</li> <li>• Can be mounted to serve as cargo divider at different locations along the bed wall while preventing larger items from falling off the back.</li> <li>• Stores neatly out of the way and offers additional cab area protection since it can be mounted upside down on the front bed wall as a mini headache rack.</li> <li>• Anti-corrosion coating with durable powder coat finish.</li> <li>• Not compatible with hard rear windows on Defender MAX produced before January 2021.</li> </ul>	


<b>LinQ Tyre Holder</b>	G1, G2 (except 6x6 & PRO models), G1 MAX, G2 MAX	<b>715003448</b>
	<ul style="list-style-type: none"> <li>• Cargo box spare-tyre holder.</li> <li>• Heavy-duty steel construction.</li> <li>• Inside and outside anti-corrosion coating with durable powder coat finish.</li> <li>• Mounts on top of the bed walls using the easy, tool-less LinQ system.</li> <li>• Compatible with Bed Wall Extender.</li> <li>• Uses BRP standard wheel bolt pattern to mount tyre (nuts included).</li> <li>• Accommodates BRP tyres (wheel not included).</li> <li>• Quickly allows installation in multiple positions thanks to the LinQ system.</li> <li>• Not compatible with cargo bed winch.</li> </ul>	


<b>LinQ Cargo Rack</b>	G1, G1 MAX	<b>715006140</b>
	<ul style="list-style-type: none"> <li>• Strong, durable steel rack.</li> <li>• Easy and tool-less installation thanks to the LinQ system.</li> <li>• Allows the installation of LinQ accessories.</li> <li>• 2 racks can be installed at the same time.</li> <li>• Allows multi-level storage on cargo bed, accommodates 5 gal (19 L) bucket.</li> <li>• Helps keep cargo securely in place.</li> <li>• Multiple bungee cord and tie-down anchor points.</li> <li>• Kit includes LinQ Base.</li> <li>• Provides more usable space in the cargo box.</li> </ul>	


<b>LinQ Front Rack</b>	G1, G1 MAX	<b>715006064</b>
	<ul style="list-style-type: none"> <li>• Rugged looking front rack mounts on top of vehicle hood and provides additional storage.</li> <li>• Heavy-duty 1.25" (3.2 cm) diameter steel-tube construction.</li> <li>• Inside and outside anti-corrosion coating with durable powder coat finish.</li> <li>• Flip-up configuration provides easy access to service area.</li> <li>• Allows the installation of LinQ accessories (especially for use with LinQ Low Profile Basket (715004282)).</li> <li>• Kit includes LinQ Base.</li> <li>• Multiple bungee cord and tie-down anchor points.</li> <li>• Requires Rancher Bumper (715005410) or Front Bumper (715002418 or 715005754) for installation.</li> <li>• A great place to store tools while working in the field.</li> </ul>	


## LinQ HOLDERS

<b>NEW LinQ Lite Device Holder</b>	G2, G2 MAX	<b>715009201</b>
	<ul style="list-style-type: none"> <li>• Made with strong magnets that you can trust while riding through rough terrain</li> <li>• Includes everything needed for installation on your favorite electronic devices: 2 pre-assembled Can-Am plates with 3M multi-surface adhesive.</li> <li>• 360° adjustment for an improved driving experience and immersion.</li> <li>• Secure LinQ Lite attachment allows you to install/remove the holder in seconds.</li> <li>• Robust plastic and aluminum construction allows for the right fit and easy installation.</li> <li>• Compatible with the Cellphone Holder (715008786).</li> <li>• Holds most tablets and smartphones measuring between 5.1" (13 cm) and 10" (25.4 cm) (with protective case).</li> </ul>	





<b>NEW LinQ Lite Action Camera Holder</b>	G2, G2 MAX	<b>295101139</b>
	<ul style="list-style-type: none"> <li>• LinQ Lite attachment system for cameras.</li> <li>• Provides great vantage points to capture photos and videos.</li> <li>• Offers 360-angle positioning for perfect filming and taking photos.</li> <li>• Designed to hold devices securely.</li> <li>• Fast, easy attachment and removal.</li> </ul>	

<b>LinQ Lite Cup</b>	G2, G2 MAX	<b>715007804</b>
	<ul style="list-style-type: none"> <li>• Keep your beverage within reach.</li> <li>• Flexible fins adjust to various beverage container sizes to hold most securely.</li> <li>• No permanent installation point means you're free to move it almost anywhere.</li> <li>• Tool-less placement, easy to move from place to place.</li> </ul>	



<b>LinQ Tool Holder</b>	G1, G1 MAX, G2, G2 MAX	<b>715007358</b>
	<ul style="list-style-type: none"> <li>• Ultra-versatile tool holder.</li> <li>• Convenient swivel-latch allows tools to be stored in any orientation.</li> <li>• Suitable for installation onto the cargo walls, Deluxe Headache Rack, Bed Wall Extender, Adventure Roof Rack, and LinQ Loadout Rack.</li> <li>• If mounted on the Deluxe Headache Rack or the Bed Wall Extender, LinQ Adapter is required for installation.</li> <li>• Sold in pairs.</li> </ul>	

<b>LinQ Gear Grips</b>	G1, G1 MAX, G2, G2 MAX	<b>715005340</b>
	<ul style="list-style-type: none"> <li>• Durable and flexible grips provide a custom fit for a variety of items from 1" to 4" (2.5 cm to 10 cm) in diameter.</li> <li>• Heavy-duty design for carrying bows, fishing poles, rakes, farm tools, and more.</li> <li>• Quick-release button opens grip quickly for easy access to gear.</li> <li>• Heavy-duty base system built for the toughest adventures.</li> <li>• Make transporting your tools a snap by combining the Gear Grips with the LinQ system.</li> <li>• 360° orientation.</li> <li>• Sold in pairs.</li> </ul>	

## LinQ MOUNTING

<b>LinQ Adapter</b>	G1, G1 MAX, G2, G2 MAX	<b>715003058</b>
 <ul style="list-style-type: none"> <li>Allows the installation of the LinQ Tool Holder to the Bed Wall Extender, Adventure Roof Rack, or the Deluxe Headache Rack.</li> <li>Sold in pack of 4.</li> </ul>		
<b>LinQ Lock</b>	G1, G1 MAX, G2, G2 MAX	<b>860201968</b>
 <ul style="list-style-type: none"> <li>Simple way to securely lock most LinQ accessories.</li> <li>Lock cover protects lock from the elements.</li> <li>Corrosion resistant.</li> <li>Pack of 1, includes 2 keys.</li> <li>Not compatible with LinQ 4.2 US gal (16 L) Cooler, LinQ Tool Box, LinQ Tool Holder, or LinQ Gear Grips.</li> </ul>		
<b>LinQ Base Installation Kit</b>	G1, G1 MAX, G2, G2 MAX	<b>715008125</b>
 <ul style="list-style-type: none"> <li>Unique mounting fastener usable on any LinQ system accessory.</li> <li>Included: 2 LinQ Cargo Bases and hardware.</li> </ul>		
<b>LinQ Replacement Part</b>	G1, G1 MAX, G2, G2 MAX	<b>715010798</b>
 <ul style="list-style-type: none"> <li>Unique mounting fastener usable on any LinQ system accessory.</li> <li>Tool-less installation and removal.</li> <li>Sold in pairs.</li> </ul>		

## CARGO & STORAGE

<b>NEW Cargo Rack Multi-position</b>	G2	<b>715009148</b>
 <ul style="list-style-type: none"> <li>Built with heavy-duty stamped steel sheet metal with powder-coated finish.</li> <li>Loads of up to 70 lb (32 kg).</li> <li>31" (79 cm) x 53" (135 cm) cargo basket area.</li> <li>2 LinQ anchors on each outer side for LinQ Tool Holder (715007358).</li> <li>Many LinQ anchors can be installed at the bottom of the cargo tray to mount various LinQ accessories. 7 different positions available for LinQ 16" and 2 for LinQ 36".</li> <li>Integrated mounting points in the front for LED Light Bars (715008745 or 715008747).</li> </ul>	<ul style="list-style-type: none"> <li>Multiple tie-down points on the sides so you can tie your gear.</li> <li>Fits on the roof with no additional requirements other than having a Sport Roof.</li> <li>Can also be installed over the cargo bed wall with the Cargo Rack Mounting Kit (715010079) or on the bed wall extenders with the Cargo Rack Mounting Kit (715010078).</li> <li>Not compatible with MAX models or Audio Roof.</li> </ul>	
<b>NEW Cargo Rack MAX</b>	G2 MAX	<b>715009170</b>
 <ul style="list-style-type: none"> <li>Built with heavy-duty stamped steel sheet metal with powder-coated finish.</li> <li>Loads of up to 70 lb (32 kg).</li> <li>61" x 53" cargo basket area.</li> <li>4 LinQ anchors on each outer side for LinQ Tool Holder (715007358).</li> <li>Many LinQ anchors can be installed at the bottom of the cargo tray to mount various LinQ accessories. 14 different positions available for LinQ 16" and 4 for LinQ 36".</li> </ul>	<ul style="list-style-type: none"> <li>Integrated mounting points in the front for LED Light Bars (715008745 or 715008747).</li> <li>Multiple tie down points on the sides so you can tie your gear.</li> <li>Roof mounted only.</li> <li>Installation of the Sport Roof is required.</li> <li>Not compatible with Audio Roof.</li> </ul>	



**NEW Cargo Rack Mounting Kit for Bed Wall Extender**

G2, G2 MAX

**715010078**

- Allows installation of the Cargo Rack Multi-Position (715009148) on the Low or High Bed Wall (715009590, 715010833 or 715009166).

**NEW LinQ Cargo Rack Mounting Kit for Cargo Bed**

G2, G2 MAX

**715010079**

- Allows installation of the Cargo Rack Multi-Position (715009148) on the cargo bed.
- Allows a clearance of 15".
- LinQ system for a fast install and removal.

**NEW Foldable Tailgate Extension**

G2, G2 MAX

**715009179**

- Foldable tailgate extension that stores on the vehicle and is always there when needed.
- Effortless installation using the tailgate striker bolts. Just unfold each side and hook them in.
- Can be quickly and completely removed from the vehicle without any tools.
- Rotomoulded plastic construction for rugged durability.
- Adds rear cargo capacity when the tailgate is open.

**Loadout Rack**

G1, G1 MAX

**715005447**

- LinQ installed versatile rack that creates a second level of storage.
- Adjustable height that goes from mid cab height to roof line.
- Modular basket adapts to different cargo with folding front and rear panels.
- Multiple hooks and holes to hang items both inside and outside the rack.
- Basket accommodates multiple LinQ positions.
- Combine with cargo net to create a hanging storage net below the basket for additional space.
- 2 racks can be installed on Defender PRO and Defender 6x6.

**Hanging Storage Box Kit**

G1, G1 MAX

**715005449**

- Versatile rack designed to hold a standard storage box.
- Fully adjustable, the rack can be tailored to hold the crates in multiple positions: headache rack position, inside the box along the side wall, and outside the box along the side wall.
- Includes Can-Am branded storage box.
- Exterior Cargo Reinforcement Panel is recommended when used outside of bed wall.

**Can-Am Storage Box***(Not illustrated)*

G1, G1 MAX

**708303237**

- Conventional 13" x 13" plastic storage box with Can-Am branding.
- Perforated bottom allows water and debris to escape.

**Exterior Cargo Reinforcement Panel***(Not illustrated)*

G1, G1 MAX

**715006198**

- Plate that attaches to the bed side to further support and protect bed wall when in outward position.
- Recommended use of the hanging storage box and/or gun and tool holder when installed outside of the bed wall (except Defender 6x6 & PRO).

**NEW Headache Rack**

G2, G2 MAX

**715009171**


- Protects cab components from cargo load.
- 4 LinQ anchors integrated to the frame.
- Forged steel corner where you can add tie-down to secure your material.
- Complete with wire screen design.
- Compatible with LinQ Gun Case (715009240).
- Increases box capacity when used in tandem with the Bed Wall Extender (715009590 & 715009166).
- Required to install the Bed Wall Extender - High (715009590).
- Not compatible with Snorkel Kit (715009151).

<b>Deluxe Headache Rack</b>	G1, G1 MAX	<b>715002423</b>
	<ul style="list-style-type: none"> <li>• Protects cab components from cargo load.</li> <li>• Increases box capacity when used in tandem with the Bed Wall Extender (715002421).</li> <li>• Required to install the Bed Wall Extender (715002421).</li> <li>• Compatible with gear rail.</li> </ul>	
<b>NEW Bed Wall Extender – Low</b>	G2, G2 MAX	<b>715009166</b>
	<ul style="list-style-type: none"> <li>• Extend your cargo box by 16" (41 cm) with this Bed Wall Extender.</li> <li>• Allows the installation of the Cargo Rack Multi-position over the bed to create a second level of storage.</li> <li>• 1.25" (3.2 cm) diameter steel-tube construction.</li> <li>• Inside and outside anti-corrosion coating with durable powder coat finish.</li> <li>• Forged steel corner where you can add tie-downs to secure your material.</li> <li>• Outer panels in robust glass-filled plastic with LinQ Nano anchors.</li> <li>• 2 LinQ anchors at the ends of each panel for installing LinQ Tool Holders (715007358).</li> <li>• Each upper end is equipped with a ruler to facilitate measurement.</li> <li>• Quick and simple installation.</li> <li>• Not compatible with Cargo Bed Winch (715009419) or Snorkel Kit (715009151).</li> </ul>	
<b>NEW Bed Wall Extender – High</b>	G2, G2 MAX	<b>715010833</b>
	<ul style="list-style-type: none"> <li>• Extend your cargo box by 29" (74 cm) with this Bed Wall Extender.</li> <li>• Allows the installation of the Cargo Rack Multi-position over the bed to create a second level of storage.</li> <li>• 1.25" (3.2 cm) diameter steel-tube construction.</li> <li>• Inside and outside anti-corrosion coating with durable powder coat finish.</li> <li>• Forged steel corner where you can add tie-downs to secure your material.</li> <li>• Outer panels in robust glass-filled plastic with LinQ Nano anchors.</li> <li>• 2 LinQ anchors at the ends of each panel for installing LinQ Tool Holders (715007358).</li> <li>• Each upper end is equipped with a ruler to facilitate measurement.</li> <li>• Quick and simple installation.</li> <li>• Not compatible with Cargo Bed Winch (715009419) or Snorkel Kit (715009151).</li> </ul>	
<b>NEW Bed Wall Extender – High (for Headache Rack)</b>	G2, G2 MAX	<b>715009590</b>
	<ul style="list-style-type: none"> <li>• Extend your cargo box by 29" (74 cm) with this Bed Wall Extender.</li> <li>• Allows the installation of the Cargo Rack Multi-position over the bed to create a second level of storage.</li> <li>• 1.25" (3.2 cm) diameter steel-tube construction.</li> <li>• Inside and outside anti-corrosion coating with durable powder coat finish.</li> <li>• Forged steel corner where you can add tie-downs to secure your material.</li> <li>• Outer panels in robust glass-filled plastic with LinQ Nano anchors.</li> <li>• 2 LinQ anchors at the ends of each panel for installing LinQ Tool Holders (715007358).</li> <li>• Each upper end is equipped with a ruler to facilitate measurement.</li> <li>• Quick and simple installation.</li> <li>• Requires Headache Rack (715009171).</li> <li>• The Bed Wall Extender (715010833) can be installed without the Headache Rack.</li> <li>• Not compatible with Cargo Bed Winch (715009419) or Snorkel Kit (715009151).</li> </ul>	
<b>Bed Wall Extender</b>	G1, G1 MAX (except G1 6x6 & G1 PRO)	<b>715002421</b>
	G1 6x6 & PRO models	<b>715005411</b>
	<ul style="list-style-type: none"> <li>• Increases box capacity.</li> <li>• Quick and easy tool-less modularity.</li> <li>• Easily removable rear door can be latched open.</li> <li>• Variable full or half height settings.</li> <li>• Foldable top panels come off in seconds.</li> <li>• Requires Deluxe Headache Rack (715002423).</li> </ul>	
<b>Tonneau Cover</b>	G1 2018 & up, G1 MAX (except 6x6 and PRO models)	<b>715008306</b>
	<ul style="list-style-type: none"> <li>• Fitted to cover all of the items in your cargo box thoroughly.</li> <li>• Prevents splash from entering the cargo box.</li> <li>• Rolls up to the front.</li> <li>• Easily removable for quick access.</li> <li>• Not compatible with accessories that exceed the box height.</li> </ul>	

<b>Removable Storage Bin</b>	G1, G1 MAX	<b>715004344</b>
	<ul style="list-style-type: none"> <li>• Handy, removable on-dash tool box will make sure you have your critical equipment where you need it.</li> <li>• Provides 1.7 gal (6.3 L) of storage and clips on and off in a snap.</li> <li>• Water-resistant to ensure your contents remain safe and dry.</li> <li>• Standard on all models except DPS.</li> </ul>	
<b>Removable Storage Bin – Passenger</b>	G1, G1 MAX, G2, G2 MAX	<b>715003314</b>
	<ul style="list-style-type: none"> <li>• Convenient passenger-side underseat storage.</li> <li>• Polypropylene-injected 3.7 gal (14 L) storage capacity bin.</li> <li>• Bin installs and removes in a snap and comes with an integrated handle.</li> <li>• Water-resistant.</li> </ul>	
<b>Driver Underseat Storage Bin</b>	G1, G1 MAX	<b>715003399</b>
	<ul style="list-style-type: none"> <li>• Polypropylene-injected 4 gal (15 L) capacity bin fits securely under the driver's seat.</li> <li>• Front opening for quick and easy access.</li> <li>• Ideal for storing weather-resistant items, such as ropes, tow straps, and winch accessories that are needed at a moment's notice.</li> </ul>	
<b>NEW Centre Underseat Storage Bin (7 L)</b>	G2, G2 MAX	<b>715009199</b>
	<ul style="list-style-type: none"> <li>• Polypropylene-injected 1.8 US Gal (7 L) capacity storage bin.</li> <li>• Watertight design keeps ice and drinks cold.</li> <li>• Easy to remove and wash thanks to its integrated handle.</li> <li>• Designed to receive a second battery when used with the Auxiliary Battery Installation Kit (715009473).</li> <li>• Integrated drain plug allows easy draining.</li> <li>• Accessible by lifting centre seat section.</li> </ul>	
<b>Centre Underseat Storage Bin</b>	G1, G1 MAX	<b>715003446</b>
	<ul style="list-style-type: none"> <li>• Polypropylene-injected 2 gal (8 L) capacity storage bin.</li> <li>• Watertight design keeps ice and drinks cold.</li> <li>• Easy to drain and wash by removing it with integrated handle.</li> <li>• Accessible by lifting centre seat section.</li> </ul>	
<b>Cargo Bed Rails</b>	G1 (except 6x6 & PRO), G1 MAX	<b>715003444</b>
	<ul style="list-style-type: none"> <li>• Add integrated tie-down area to your cargo box while enhancing the look.</li> <li>• Added cargo box protection.</li> <li>• Inside and outside anti-corrosion coating with durable powder coat finish.</li> <li>• Heavy-duty 1" (2.5 cm) diameter steel-tube construction.</li> <li>• Add height to the bed side wall and serve as a tie-down anchor for ropes, straps or bungees.</li> <li>• Not compatible with Bed Wall Extender.</li> <li>• Sold in pairs.</li> </ul>	
<b>Cargo Bed Net</b>	Defender (except 6x6 & PRO), Defender MAX	<b>715003445</b>
	<ul style="list-style-type: none"> <li>• Solid net designed to hook to the bottom of the cargo box for secure and compact confinement of your cargo.</li> <li>• Keeps items tightly against the bed floor.</li> </ul>	
<b>Dash Storage Compartment Net for Heating System</b>	G1, G1 MAX (2019 & prior)	<b>715003544</b>
	<ul style="list-style-type: none"> <li>• Perfect for securing items in the dash storage area.</li> <li>• To be installed when Lower Dashboard for Heating System is installed.</li> </ul>	




<b>Lower Dashboard for Heating System</b>	G1, G1 MAX (2019 & prior)	<b>715003441</b>
---	---------------------------	------------------




- Replaces the dashboard that comes stock with the vehicle and features a storage panel that makes it possible for driver and passenger to conveniently store small items in the dash.
- To be installed when the Defrost, Heat, & Ventilation System is installed.
- Use together with the Dash Storage Compartment Net for Heating System (715003544) to prevent the items placed in the dash storage compartment from falling.

<b>Dash Storage Compartment Nets</b>	G1, G1 MAX (except Limited models)	<b>715003129</b>
--------------------------------------	------------------------------------	------------------




- Perfect for securing items in the dash storage area.
- Not compatible with Defrost, Heat, & Ventilation System.
- Sold in pairs.

<b>Backrest Rear Storage</b>	G1 MAX, G2 MAX	<b>715003019</b>
------------------------------	----------------	------------------




- Netting installs easily.
- Made from polyester that won't discolour.
- Sold in pairs.

<b>Storage 2.6 Gal (10 L) Bag</b>	G1, G1 MAX, G2, G2 MAX	<b>269502121</b>
-----------------------------------	------------------------	------------------



- Roll-top dry bag for fully protecting your cargo from the elements.


<b>Passenger Storage Seat Bag</b>	G1, G1 MAX, G2, G2 MAX	<b>715008080</b>
-----------------------------------	------------------------	------------------



- This weather-resistant bag holds your gear safely and securely while you ride.
- Bag settling on the passenger's seat to increase the vehicle's cargo capacity.
- This bag features a 14.5 gal (55 L) storage capacity and is divided into two compartments.
- The top compartment is insulated to keep your beverages cold and includes two cup holders.
- Additional pocket inside for additional storage, such as a cell phone.
- The bottom compartment is accessible from both sides and serves as a large pocket for storing various items.
- The detachable pocket at the front of the bag can be used as a garbage bag.


# RACKS & HOLDERS

<b>Rear Accessory Bar</b>	G1, G1 MAX	<b>715005450</b>
---------------------------	------------	------------------









- Strong accessory bar allowing installation or hanging items off the back.
- Holes for carabiners, duck decoy hangers, or other items.
- LinQ anchors allow installation of many LinQ accessories.

<b>Adventure Roof Rack</b>	G1 Loads of up to 71 lb (32 kg).	<b>715003870</b>
	G1 MAX Loads of up to 71 lb (32 kg).	<b>715004391</b>



- Ideal cargo solution for packing everything you need to live your off-road experience fully and completely.
- Built with heavy-duty 1.25" (3.2 cm) diameter steel tubing.
- Modular LinQ support plates allow for installation of most LinQ cargo accessories.
- Integrated mounting points for lights can hold up to 8 pod-type LED lights (6 front and 2 back) or a 39" (99 cm) LED bar (front) - see table for compatibility.
- Features anchor points for spare tyre attachment.
- Spare Tyre Tie-Downs sold separately.
- Add the Cargo Box Net or the Cargo Box Elastic Net to secure and confine your cargo in the rack.
- Not compatible with Bimini Roof or Audio Roof.

<b>Spare Tyre Ratchet Tie-Downs</b>	G1, G1 MAX	<b>280000955</b>
	<ul style="list-style-type: none"> <li>• 3-way ratcheting tie-down strap with loop ends.</li> <li>• Designed to securely hold spare tyres on accessories equipped with integrated spare tyre attachment points.</li> <li>• Adjustable to accommodate most common UTV tyre sizes.</li> <li>• Ratchet and junction ring made of durable zinc-plated steel.</li> <li>• Required for spare tyre attachment on Adventure Roof Rack.</li> </ul>	
<b>LinQ Tool &amp; Gun Holder</b>	G1, G1 MAX G2, G2 MAX	<b>715005466</b>
	<ul style="list-style-type: none"> <li>• 2-in-1 holding rack can be used both on the job or on the hunt.</li> <li>• Includes 5 locations to securely hold tools and guns using rubber grips and retention straps at the top and a rubber mat with gunstock shaped moulding at the bottom.</li> <li>• Easy to remove, install or reposition using our simple and secure LinQ system.</li> <li>• Can be attached at multiple positions along the cargo bed walls, facing inside or outside the bed.</li> <li>• Recommended to use with the Exterior Cargo Reinforcement Panel (715006198) when installed outside the bed wall.</li> </ul>	
<b>LinQ Gun Case</b>	G1, G1 MAX, G2, G2 MAX	<b>715009240</b>
	<ul style="list-style-type: none"> <li>• Practical design allows you to store shotguns and rifles up to 52" (132 cm) even with most optic configurations.</li> <li>• Adapts to different weapon shapes and features with foam cushions that can be repositioned.</li> <li>• LinQ-mounted for efficient and secure storage, locked in place with only a quarter turn.</li> <li>• LinQ Gun Case Mounting Kit (715006443) is required for installation.</li> </ul>	
<b>LinQ Gun Case Mounting Kit</b>	G1, G1 MAX, G2, G2 MAX	<b>715006443</b>
	<ul style="list-style-type: none"> <li>• Required to install the LinQ Gun Case on a Defender and Defender MAX.</li> <li>• Allows you to install up to two LinQ gun cases.</li> <li>• Includes one pair.</li> </ul>	
<b>Gun Boot 6.0<sup>†</sup> Impact by Kolpin<sup>†</sup></b>	G1, G1 MAX	<b>715001419</b>
	<ul style="list-style-type: none"> <li>• Extra room for pistol-grip-type weapons and small bipods.</li> <li>• Easily fits firearms up to 51" (130 cm) in total length.</li> <li>• Provides ample room for 2.4" (60 mm) scopes.</li> <li>• Hatchback design allows easy access.</li> <li>• Snap-close cover with locking capability.</li> <li>• Ergonomically designed handle and moulded attachment points for sling.</li> <li>• Designed to accommodate left- and right-hand bolt-action rifles and shotguns.</li> <li>• Requires Gear Rail and Gun Boot Mount by Kolpin for installation.</li> <li>• Includes removable, shock-absorbing foam and nylon Impact liner for superior interior protection.</li> <li>• Compatible for dual mount with additional Gun Boot Mount.</li> </ul>	
<b>Gun Boot Mount by Kolpin</b>	G1, G1 MAX	<b>715001420</b>
	<ul style="list-style-type: none"> <li>• Fits one Kolpin Gun Boot 6.0 Impact.</li> <li>• Lightweight and extremely durable.</li> <li>• Easily adjustable without the use of any tools.</li> <li>• Offers precision gun angle adjustability.</li> <li>• Requires Gear Rail for installation.</li> </ul>	
<b>Dual Gun Holder</b>	G1, G1 MAX	<b>715005265</b>
	<ul style="list-style-type: none"> <li>• Accommodates shotguns, rifles or muzzleloaders.</li> <li>• Mounts in the cab, on floor board between driver and passenger.</li> <li>• Rubber pads provide gun protection.</li> <li>• Can be removed to allow a centre passenger.</li> <li>• Anti-corrosion coating with durable powder coat finish.</li> <li>• Comes with all hardware for easy installation.</li> <li>• Keeps your weapons within easy reach and protected within the cab area.</li> <li>• Refer to your local regulations governing the transportation of firearms before purchase.</li> </ul>	

<b>Gear Rail</b>	G1, G1 MAX	<b>715003391</b>
	<ul style="list-style-type: none"> <li>• Stationary rail system specially designed for your side-by-side vehicle.</li> <li>• Universal mounting options for many Kolpin accessories like Gear Grips and Universal Saw Press.</li> <li>• Rail is made with heavy-duty 7-gauge extruded anodised black aluminum.</li> <li>• Mounts on roll bar.</li> <li>• Includes one versatile Gear Rail Mount by Kolpin.</li> <li>• Requires Deluxe Headache Rack (715002423) or Gear Rail Adapter (715003392).</li> </ul>	
<b>Gear Rail Adapter</b>	G1, G1 MAX	<b>715003392</b>
	<ul style="list-style-type: none"> <li>• Allows the installation of gear rails directly onto the cargo box without the need for a headache rack.</li> </ul>	
<b>Gear Rail Mount by Kolpin</b>	G1, G1 MAX	<b>715001422</b>
	<ul style="list-style-type: none"> <li>• Accessory bracket for mounting additional accessories to the Gear Rail.</li> <li>• Includes C-clamp and metal mounting brackets.</li> </ul>	
<b>Double Gun Bag</b>	G1 (except X mr models), G1 MAX (except Limited package)	■ <b>715003133</b> • Black
	<ul style="list-style-type: none"> <li>• Shell constructed with heavy-duty, weather-resistant polyester to shelter guns from dust and other outdoor elements, while the thick interior padding protects the guns from shocks.</li> <li>• Fits perfectly on rear cage and guns are readily accessible from both sides of vehicle.</li> <li>• Design features include a removable centre pocket that can be mounted on both sides of the bag and extra front storage pockets for hunting gear.</li> <li>• Solid, quick installation.</li> <li>• Not compatible with rear wind protection, headache racks and gear rails.</li> <li>• May interfere with the tilt function of the Defender 6x6 or Defender PRO models' beds.</li> </ul>	
<b>Universal Saw Press by Kolpin</b>	G1, G1 MAX	<b>715001423</b>
	<ul style="list-style-type: none"> <li>• Specially crafted for transporting your chainsaw securely and safely aboard your side-by-side vehicle.</li> <li>• Heavy-duty, black powder-coated metal bracket designed to attach any chainsaw model with up to a 20" (51 cm) bar.</li> <li>• Rubber pads provide cushion and tight fit.</li> <li>• Hinged design for quick removal.</li> <li>• Holds saw in vertical position or 45° angle in either direction.</li> <li>• Requires Gear Rail.</li> <li>• Protective sheath included.</li> </ul>	
<b>LinQ Gear Grips</b>	G1, G1 MAX, G2, G2 MAX	<b>715001421</b>
	<ul style="list-style-type: none"> <li>• Durable, flexible grips cushion and protect while providing a custom fit for a variety of items from 1" to 4" (2.5 cm to 10 cm) in diameter.</li> <li>• Heavy-duty design for carrying bows, fishing poles, rakes, farm tools, and more.</li> <li>• Quick-release button opens grip quickly for easy access to gear.</li> <li>• Heavy-duty base system built for the toughest adventures.</li> <li>• Easy installation on tubular racks, extension racks, brackets or bumpers.</li> <li>• Sold in pairs.</li> </ul>	



# SMART ACCESSORIES

Powered by the ACM, SMART Accessories respond automatically to speed, steering, and other sensor data, adjusting light output, behavior, and function in real time.

## A RESPONSE SYSTEM THAT TAKES TECH TO THE NEXT LEVEL.

### ACM

This is the brain of the SMART Ecosystem. It reads multiple sensors on the vehicle and translates the reading into actions for the accessories.



### 10.25" TOUCHSCREEN DISPLAY

When your vehicle is equipped with the 10.25" touchscreen display, it allows you to control up to 19 accessories at the same time.



### SMART CONTROL CENTRE

Allows you to quickly access SMART Accessories (can be used with or without the 10.25" touchscreen display).



### SMART ACCESSORIES

Accessories designed to execute multiple functions depending on the input from the ACM.





# ACM & SMART ACCESSORIES

## ACCESSORY CONTROL MODULE (ACM)

### NEW Accessory Control Module

G2, G2 MAX

715009121



- Bringing the SMART innovation to accessories using live vehicle ECU information to maximise your accessory experience.
- Connect your accessories to the 10.25" Colour Touchscreen Display (if equipped).
- Easy accessory installation (plug and play).
- Creates an ecosystem that makes installing accessories quicker and easier.
- Includes ACM Front Harness and Roof Harness to connect front-mounted SMART accessories to the Accessory Control Module (five auxiliary connectors available).
- Accessory Control Centre (715010834) required for models without the 10.25" Colour Touchscreen Display.

### NEW SMART Control Centre for ACM

G2, G2 MAX

715010834



- Control the accessories with the selection of different modes, the illuminated halo around the button indicates the active mode.
- Icons illuminate when accessories are activated.
- Make accessory control changes without having to take your eyes off the trail by choosing the accessory button required (quick access).
- All Front LED Off button to turn off all front lights with one click. Remembers the last programmed setups when this button is pressed again.
- 6 pre-programmed buttons and 10 programmable buttons to customise according to the accessories installed.

## SMART ACCESSORIES

### NEW SMART 10" (25 cm) LED Light Bar

G1, G1 MAX, G2, G2 MAX

715008745



- The perfect combination of powerful white and selective yellow LEDs.
- The selective yellow LEDs are ideal for driving in low visibility conditions.
- The light is composed of 16 white LEDs and 8 yellow LEDs.
- Spot and Flood combo beam.
- The side lens design provides highly effective wide-angle illumination.
- The white LEDs produce 8,100 raw lumens and the selective yellow 2,640 raw lumens, delivering stunning lighting performance.
- The lens is made from hard-coated polycarbonate.
- IP67 and IP69k submersible and pressure washer safe.
- Switch options: Off, Low and High. Colour change by flicking the switch quickly.
- SMART options: Off, Low, High, colour change, and SMART Automatic Mode.
- SMART MODE: Intensity increases or decreases and Spot/Flood ratio varies according to the speed of the vehicle with the installation of the Accessory Control Module (ACM).
- Accessory Control Module (715009121) is required for SMART functionality.
- Lights Wiring Harness (715009886) is required for On / Off function when ACM is not installed. Sold separately.

### NEW SMART 40" (102 cm) LED Light Bar

G2, G2 MAX

715008747



- The perfect combination of powerful white or selective yellow LEDs.
- The selective yellow LEDs are ideal for driving in low visibility conditions.
- The light is composed of 64 white LEDs and 32 yellow LEDs.
- Spot and Flood combo beam.
- The side lens design provides highly effective wide-angle illumination.
- The white LEDs produce 32,000 raw lumens and the selective yellow 10,560 raw lumens, delivering stunning lighting performance.
- The lens is made from hard-coated polycarbonate.
- IP67 and IP69k submersible and pressure washer safe.
- Switch options: Off, Low and High. Colour change by flicking the switch quickly.
- SMART options: Off, Low, High, colour change, and SMART Automatic Mode.
- SMART MODE: Intensity increases or decreases and Spot/Flood ratio varies according to the speed of the vehicle with the installation of the Accessory Control Module (ACM).
- Accessory Control Module (715009121) is required for SMART functionality.
- Wiring Harness (715009930) is required for On / Off function when ACM is not installed. Sold separately.
- Requires LED Light Bar Mounts (715009261) or mounts directly to some Can-Am audio roofs.
- See table for installation location and requirements.

### NEW SMART LED Hood Light

G2, G2 MAX

715009299



- Mounted seamlessly on the hood, it doesn't require a bumper or brackets.
- Both ends feature angled LEDs for a wider light spread.
- Integrated signature light enhances your vehicle look and makes it instantly recognizable.
- Good option for X mr models where the bumper mounting plate is used for the winch or any other models with a relocated winch.
- Mounted higher up so less likely to be blocked by another accessory.
- 10,500 raw lumens for exceptional brightness.
- The lens is made from hard-coated polycarbonate.
- IP67 and IP69k submersible and pressure washer safe.
- Switch options: Off, Low and High.
- SMART options: Off, Low, High and SMART Automatic Mode.
- SMART MODE: It's got a unique startup light sequence that adds a touch of style every time you power up your vehicle. Intensity increases or decreases and Spot/Flood ratio varies according to the speed of the vehicle with the installation of the Accessory Control Module (ACM).
- Accessory Control Module (715009121) is required for SMART functionality.
- Lights Wiring Harness (715009886) is required when ACM is not installed. Sold separately.



- An ideal way to keep your windshield clear in rain, or while riding through mud and water.
- Includes single-speed wiper, washer fluid dispenser and windshield frame mount.
- Automatic speed variation mode and intermittent wiper speed features available when the kit is installed in combination with ACM and that varies with vehicle speed.
- Must be used with the Glass Windshield (715010876) or Flip Glass Windshield (715009225).
- Requires Wiper and Power Cables when ACM is not installed:
- If equipped with the Sport Roof, Power Cables (715010489 & 715009756) are required.
- If equipped with the Audio Roof, Power Cables (715010324) is required.
- Included with Flip Glass Windshield with SMART Intermittent Wiper & Washer Kit (715009890).

# LIGHTS

## CAN-AM LIGHTS — DEFENDER G1

1 CHOOSE YOUR MOUNT POINT	2 FIND YOUR PLATFORM	3 CHOOSE YOUR LIGHTS					
		10" (25 cm) Double Stacked LED Bar 715002933	15" (38 cm) Double Stacked LED Bar 715002934	SMART 10" (25 cm) LED Light Bar 715008745	39" (99 cm) Double Stacked LED Bar 715004007	4" (10 cm) Round LED LIGHTS (sold in pairs) 715002935	3.5" (9 cm) LED Flood Lights (sold in pairs) 715009774 & 715009775
Front Bumper Rancher Bumper XT Front Bumper X mr Front Bumper (w/o winch)	Defender Defender MAX 2019 & prior	715002454 (Light Power Cable)	715002454 (Light Power Cable)	715009886 (Lights Wiring Harness)	No compatibility	715002454 (Light Power Cable) (1 harness can support 2 lights)	
	Defender Defender MAX 2020 & up	715006034 (Light Power Cable)	715006034 (Light Power Cable)	715009886 (Lights Wiring Harness)		715006034 (Light Power Cable) (1 harness can support lights)	
Light Rack or Light Bars  *Roof Power Cable and Front Roof Liner may not be required if already installed with other accessories	Defender & Defender MAX	715002456 (Light Rack) + 715003094 (Roof Power Cable) + 715008226 (Front Roof Liner)	715002456 (Light Rack) + 715003094 (Roof Power Cable) + 715008226 (Front Roof Liner)	715002456 (Light Rack) + 715003094 (Roof Power Cable) + 715008226 (Front Roof Liner) + 715009886 (Lights Wiring Harness)	715006226 (Light Bar Support) + 715005822 (Power Cable) + 715008226 (Front Roof Liner)	715009301 (Spotlight Support Bar) (only for 3.5" lights) + 715003094 (Roof Power Cable) + 715008226 (Front Roof Liner)	
	Defender Defender MAX XT CAB Limited	No requirements	No requirements	No compatibility	715006226 (Light Bar Support) + 715005822 (Power Cable)	No requirements	
Adventure Roof Rack  *Roof Power Cable may not be required if already installed with other accessories.	Defender & Defender MAX	N/A	Front only: 715003417 (Power Cable) + 715003094 (Roof Power Cable) + 715008226 (Front Roof Liner)	N/A	Front only: 715005822 (Power Cable) + 715003094 (Roof Power Cable) + 715008226 (Front Roof Liner)	Front or Rear: 715002935 (4" Round), 715009774 (3.5" Flood) or 715009775 (3.5" Spot) + 715003417 (Power Cable) & 715003094 (Roof Power Cable) & 715008226 (Front Roof Liner)	
4 ORDER	ORDER ALL PART NUMBERS IN INTERSECTING BOX						
*Note: When installing more than one light kit, additional light power cable or mounting kit is required.							

# CAN-AM LIGHTS — DEFENDER G2

## CAN-AM LIGHTS WITH ACM

	1 CHOOSE YOUR MOUNT POINT	2 CHOOSE YOUR LIGHTS				
		SMART 40" (102 cm) LED Light Bar 715008747	SMART 10" (25 cm) LED Light Bar 715008745	SMART LED Hood Light 715009299	3.5" (9 cm) LED Flood Lights (2 X 14 W) 715010093	3.5" (9 cm) LED Driving Lights (2 X 14 W) 715010094
SMART FUNCTIONALITY	Vehicle Integrated	No compatibility	No compatibility	Accessory Control Module 715009121	No compatibility	No compatibility
	Audio Roof 715009224/ 715009223	Accessory Control Module 715009121		No compatibility		
	LED Light Bar Mounts 715009261					
	Spotlight Support Bar 715009301	No compatibility				
	Cargo Rack Multi-position 715009148/ 715009170	Accessory Control Module 715009121	Accessory Control Module 715009121		Accessory Control Module 715009121 + Round Lights ACM Wiring Harness 715009855 (1 harness can support 4 lights)	
	Large Heavy-Duty Front Bumper 715009164	No compatibility				

## CAN-AM LIGHTS WITHOUT ACM

	1 CHOOSE YOUR MOUNT POINT	2 CHOOSE YOUR LIGHTS				
		SMART 40" (102 cm) LED Light Bar 715008747	SMART 10" (25 cm) LED Light Bar 715008745	SMART LED Hood Light 715009299	3.5" (9 cm) LED Flood Lights (2 X 14 W) 715010093	3.5" (9 cm) LED Driving Lights (2 X 14 W) 715010094
ON / OFF FUNCTIONALITY	Vehicle Integrated	No compatibility	No compatibility	Lights Wiring Harness 715009886	No compatibility	
	Audio Roof 715009224/ 715009223	SMART 40" (102 cm) LED Light Bar Harness 715009930**	No compatibility	No compatibility		
	LED Light Bar Mounts 715009261					
	Spotlight Support Bar 715009301	No compatibility	Light Kit Power Cable 715006034 (1 harness can support 2 lights)			
	Cargo Rack Multi-position 715009148/ 715009170	SMART 40" (102 cm) LED Light Bar Harness 715009930			Lights Wiring Harness 715009886	
	Large Heavy-Duty Front Bumper 715009164	No compatibility				

### 3 ORDER

### ORDER ALL PART NUMBERS IN INTERSECTING BOX

\*Note: When installing more than one light kit, additional light power cable or mounting kit is required.

\*\*Requires Front Roof Liner (715009196) for installation.

### NEW Cable Cover and Roof Power Cable Kit

G2, G2 MAX (models without Cab)

715010489



- Designed to organise cables and provide a safe environment by covering exposed cables.
- Required for installation of some electrical accessories.
- Brings power from the battery.
- Cable cover is made from injected plastic.
- Roof power cable included.
- Combined with the Front Roof Liner (715009196) for optimum integration.

## Roof Power Cable

(Not illustrated)

G1, G1 MAX

715003094

- Required for installation of some electrical accessories.
- Brings power from the battery.

## Light Kit Power Cable

(Not illustrated)

G1, G1 MAX (2019 & prior)

715002454

G1, G1 MAX (2020 & up), G2, G2 MAX

715006034

- Power cable for installation of compatible Can-Am light kits at front bumper location.

## NEW Rear LED Light

G1, G1 MAX, G2, G2 MAX

715008236



- This high performance LED light provides full illumination for your cargo box and the surrounding area.
- Convenient front liner switch with 2 modes, High & Low.
- High beam mode illuminates up to 50 ft. (15 m) at the rear of the vehicle. Perfect for those moments when you're reversing.
- Low beam mode illuminates your cargo area to ensure easy loading without the harsh glare.
- Sport Roof, Deluxe Sport Roof, Sport Roof for MAX, or Audio Roof is required for installation.
- Requires Lights Wiring Harness (715009886) and Roof Power Cable and Cable Cover Kit (715010489) & Front Roof Liner (715009196) for vehicles not already equipped.

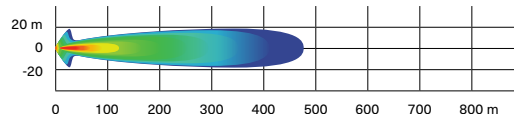
## 10" (25 cm) Double Stacked LED Light Bar (60 W)

G1, G1 MAX, G2, G2 MAX

715002933



5,400 lumens



- Equipped with twelve 5 W Cree LEDs.
- 5,400 lumens.
- Packs a big punch for its size.
- Rugged and waterproof.
- Can be installed on front bumpers, Sport Roof and Bimini Roof with sun visor.

- Requires light power cable for installation.
- Lights up to more than 1,500 ft (460 m) in front of the vehicle and around 65 ft (20 m) wide on each side.
- See table for installation location and requirements.

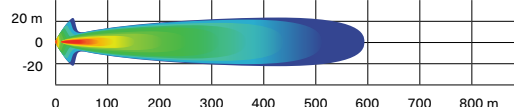
## 15" (38 cm) Double Stacked LED Light Bar (90 W)

G1, G1 MAX, G2, G2 MAX

715002934



8,400 lumens



- Equipped with 18 5 W Cree LEDs.
- 8,400 lumens.
- Complements the Light Racks and most bumpers.
- Rugged and waterproof.

- Lights up to more than 1,900 ft (580 m) in front of the vehicle and around 65 ft (20 m) wide on each side.
- See table for installation location and requirements.

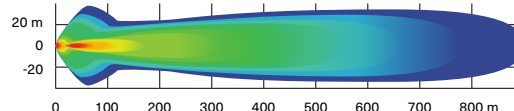
## 39" (99 cm) Double Stacked LED Light Bar (270 W)

G1, G1 MAX

715004007



24,300 lumens



- Equipped with 54 5 W Cree LEDs.
- 24,300 lumens.
- Lights up to more than 2,900 ft (900 m) in front of the vehicle and around 115 ft (35 m) wide on each side.

- Compatible with the Adventure Roof Rack.
- Compatible with Flip Windshields and Full Windshields.
- See table for installation location and requirements.

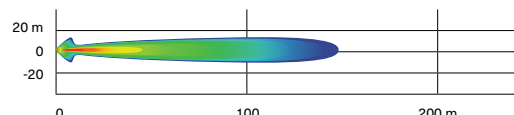
## 4" (10 cm) Round LED Lights (2 x 25 W)

G1, G1 MAX

715002935



1,800 lumens



- 25 W LED spotlights.
- 1,800 lumens.
- Rugged and waterproof.
- Includes basic wiring and switch.

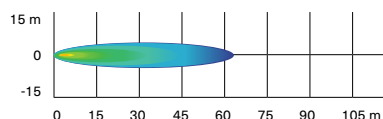
- Can-Am branded grill.
- Requires light power cable.
- Sold in pairs.
- See table for installation location and requirements.



### 3.5" (9 cm) LED Driving Lights (2 x 14 W)

G1, G1 MAX  
G2, G2 MAX

**715009775**  
**715010094**



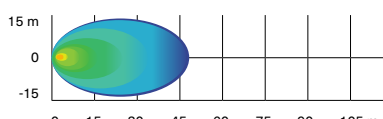
- 14 W LED lights producing 1,260 lumens each.
- Spot lens for a narrow and long light beam spread, ideal when driving at higher speeds.
- Equipped with six high-power LEDs in a heavy-duty die-cast aluminum housing.

- Features two attachment points. If one attachment point fails due to a collision, rotate to the next channel point and remount the light.
- Sold in pairs.
- See table for installation location and requirements.

### 3.5" (9 cm) LED Flood Lights (2 x 14 W)

G1, G1 MAX  
G2, G2 MAX

**715009774**  
**715010093**



- 14 W LED lights producing 1,260 lumens each.
- Flood lens for a wide light beam spread, ideal for working applications like cornering. Suitable for dusty or foggy riding conditions.
- Equipped with six high-power LEDs in a heavy-duty die-cast aluminum housing.

- Features two attachment points. If one attachment point fails due to a collision, rotate to the next channel point and remount the light.
- Sold in pairs.
- See table for installation location and requirements.

### NEW LED Light Bar Mounts

G2, G2 MAX

**715009261**




- Black cast-aluminum construction.
- Optimised Led Light Bar positioning to work with Can-Am flip windshields.
- Can be installed with or without roof.
- Required for SMART LED Light Bar 40" (715008747) or SMART LED Light Bar 10" (715008745).

### NEW Spotlight Support Bar

G1, G1 MAX, G2, G2 MAX

**715009301**



- Black cast-aluminum construction and aluminum extrusion providing a mounting point for lights.
- Can be installed with or without roof.
- Required to install the 3.5" Round Lights on the roof.

### Light Bar Support

G1, G1 MAX

**715006226**



- Mounting bracket that allows the installation of the Can-Am 39" Lightbar (715004007).
- Low and forward mounting position for a sleek look.
- Compatible with all windshields, roofs, and doors.
- This accessory is not compatible with the Can-Am Audio Roof (715005206) or Can-Am Max Audio Roof (715006879).

### Light Rack

G1, G1 MAX

**715002456**



- Rugged steel construction serves as both mount and protection for accessory light systems.
- Lights not included.
- Front Roof Liner is required for installation on the roof (except CAB models or with Deluxe Sport Roof).
- Power Cable, Sport Roof, Deluxe Sport Roof or Sport Roof for MAX required for installation.
- Integrates elegantly and seamlessly into our roof products.







### Rear Cargo Light

G1, G1 MAX

**715007077**



- Powerful 55 W H3 illumination for rear cargo area.
- Convenient in-dash switch.
- Wiring included.
- Sport Roof (715002430) or Sport Roof for MAX (715003038) is required for installation.
- Not compatible with headache rack on Defender PRO and Defender 6x6.

<b>RAM<sup>+</sup> LED Spotlight</b>	G1, G1 MAX	<b>710005423</b>
	<ul style="list-style-type: none"> <li>• 540 lumen (9 watt) heavy-duty LED spotlight standard-equipped with 1" (2.5 cm) diameter rubber-coated double ball and socket system.</li> </ul>	
<b>NEW Dome Light</b>	G1, G1 MAX, G2, G2 MAX	<b>715009228</b>
	<ul style="list-style-type: none"> <li>• Offers an optimal visibility in the cab and integrates perfectly with the vehicle.</li> <li>• 160 lumens of soft white light ensure clear visibility of the surroundings.</li> <li>• Built in On / Off button on the light.</li> <li>• Wiring included.</li> <li>• Can be installed on cage or Sport Roof.</li> <li>• Not compatible with the Defender Audio Roofs.</li> </ul>	
<b>LED Signature Lights</b>	G1, G1 MAX	<b>715006896</b>
	<ul style="list-style-type: none"> <li>• The stylish LED set puts the finishing touch to your Defender, accentuating its aggressive stance.</li> <li>• Included on Limited and Lone Star models.</li> </ul>	
<b>NEW Round Lights ACM Wiring Harness</b>	G2, G2 MAX	<b>715009855</b>
	<ul style="list-style-type: none"> <li>• Required to connect the 3.5" (9 cm) LED Flood and LED Driving Lights (715010093 &amp; 715010094) to the ACM Harness.</li> </ul>	
<b>NEW Lights Wiring Harness</b>	G1, G1 MAX, G2, G2 MAX	<b>715009886</b>
	<ul style="list-style-type: none"> <li>• Power cable for installation of compatible SMART LED Hood Light (715009299), SMART 10" (25 cm) LED Light Bar (715008745) or Rear LED Light (715008236).</li> </ul>	
<b>NEW SMART 40" (102 cm) LED Light Bar Harness</b>	G2, G2 MAX	<b>715009930</b>
	<ul style="list-style-type: none"> <li>• Required to install the SMART 40" (102 cm) LED Light Bar (715008747) if the ACM is not installed.</li> </ul>	



Treat yourself to exceptional sound on the move. Expertly tuned and DSP-calibrated, Can-Am's JL Audio-powered systems deliver precise equalization, time alignment, crossover filtering, bass boost, and more - fine-tuning every note for high-impact sound, no matter how remote the ride.

## LEVEL UP YOUR SOUND

Choose the audio setup that matches your style.



### LEVEL 1

Wet Sounds Stealth XT 6 Can-Am Edition Sound Bar Level



### LEVEL 2

This option\* includes two 6.5" speakers and Frontliner PLUS, the Can-Am JL Audio Amplifier



### LEVEL 3

This option includes four 6.5" speakers (two dash and two surround speakers) PLUS the Can-Am JL Audio Amplifier



### LEVEL 4

This option includes a full roof with four or six 8" speakers, one 400 RMS, and an 800 peak watt amplifier supplied by Rockford Fosgate audio.

## CRANK IT UP WITH UPGRADES

Defender rigs equipped with levels 2-4 can be upgraded with an amplifier, rear speakers, or a subwoofer, so you can build the ultimate setup for every ride.

\*Two different options depending on whether there is a 10.25" touchscreen display or not.

# AUDIO & COMMUNICATION SYSTEMS

## NEW Can-Am JL Audio System – Level 2

G2, G2 MAX

715009192



- Made using premium JL Audio components, including two 6.5" speakers and Front Liner.
- Control your music with Bluetooth connectivity.
- Can-Am JL Audio Amplifier included (715009229) with 280 watts.
- Compatible with the pre-wired Can-Am JL Audio Subwoofer & Amplifier Kit (715008094) for quick, easy installation.

- Rear Speaker Kvit (715009193) and Audio Roof can be added to deliver superior performance.
- Requires the Can-Am JL Audio Source Unit (715010002) for vehicles without 10.25" Colour Touchscreen Display, installed in the centre dashboard for a car-like experience.
- Requires the Cable Cover and Roof Power Cable Kit (715010489) for installation.

## NEW Can-Am JL Audio System – Level 2 (with Source Unit)

(Not illustrated)

G2, G2 MAX

715009194

- Made using premium JL Audio components, including two 6.5" speakers.
- Included weatherproof marine source unit with full colour LCD display and integrated 100 watt amplifier.
- Add the 280 W Amplifier (715009229) for superior sound levels and to allow the installation of the Subwoofer & Amplifier Kit (715008094).

- Rear Speaker Kit (715009193) added to deliver superior performance.
- Requires the Cable Cover and Roof Power Cable Kit (715010489) for installation.

## NEW Can-Am JL Audio Rear Speaker Kit

G2, G2 MAX

715009193



- Made using premium JL Audio components, including two 6.5" speakers.
- Including the black speaker boxes and wiring harnesses.
- Add these to Can-Am JL Audio System – Level 2 (715009192 or 715009194) to enhance performance.

## NEW Can-Am JL Audio System – Level 3

G2, G2 MAX

715009197



- Made using premium JL Audio components, including four 6.5" speakers (two dash and two surround speakers).
- Control your music with Bluetooth connectivity.
- Can-Am JL Audio Amplifier included (715009229) with 280 watts.
- Compatible with the pre-wired Can-Am JL Audio Subwoofer & Amplifier Kit (715008094) for quick, easy installation.

- Add the Can-Am JL Audio Roof (715009224 or 715009223) to enhance performance.
- Requires the Can-Am JL Audio Source Unit (715010002) for vehicles without 10.25" Colour Touchscreen Display, installed in the centre dashboard for a car-like experience.
- Requires the Cable Cover and Roof Power Cable Kit (715010489) for installation.

## NEW Can-Am JL Audio Roof – Level 4

G2  
G2 MAX

715009224

715009223



- Full roof with premium JL Audio System.
- Weatherproof components include four (or six for MAX) 7.7" coaxial speakers and a 500-watt amplifier (MX500/4).
- Speakers include an adjustable RGB LED cone illumination, controlled via an app on your smartphone.
- Controlled by the 10.25" Colour Touchscreen Display.
- Easy to install and connect.
- Included a Dome light. If you have an ACM installed, smart mode enables automatic On / Off functions of the light.
- Compatible with the pre-wired Can-Am JL Audio Subwoofer & Amplifier Kit (715008094) for quick, easy installation.

- When combined with the Can-Am Audio System – Level 3 (715009197), it provides the ultimate sound experience.
- Requires the Can-Am JL Audio Source Unit (715010002) for vehicles without 10.25" Colour Touchscreen Display, installed in the centre dashboard for a car-like experience.
- Requires the Cable Cover and Roof Power Cable Kit (715010489) for installation.
- Not compatible with the Cargo Rack Multi-position (715009148) or Cargo Rack MAX (715009170).

## NEW Can-Am JL Audio Subwoofer & Amplifier Kit

G2, G2 MAX


715008094




- Orchestrated for outstanding sound quality and calibrated to enhance your audio experience.
- Makes installation a breeze by running on vehicle-specific plug-and-play wiring.
- Includes the MX300/1 amplifier fixed on the subwoofer to ease the installation.
- Designed to be tough in the most demanding riding conditions with an IP166.
- This 10" 300 watt under-seat subwoofer enhances both the driver's and the passenger's experience.


- Can be installed only under the passenger's seat.
- Combines with JL Audio sound system Level 2 to 4 to create the ultimate sound experience.
- Defender MAX only: A second subwoofer can be added by using the Dual Subwoofer Harness (715010858).
- Not compatible with Can-Am JL Audio System – Level 2 (with Source Unit) (715009194).





<b>NEW Can-Am JL Audio Amplifier</b>	G2, G2 MAX	<b>715009229</b>
	<ul style="list-style-type: none"> <li>This is a premium JL Audio MX280/4 amplifier that is used to upgrade your Can-Am JL Audio System – Level 2 (with Source Unit) (715009194) to a 280 W system.</li> <li>Designed to be Can-Am tough in the most demanding riding conditions.</li> </ul>	<ul style="list-style-type: none"> <li>To add a subwoofer to the Can-Am JL Audio System – Level 2 (with Source Unit) (715009194), this item is required.</li> <li>Easy to install, mounting support included.</li> <li>We've got the perfect vehicle fit for seamless integration.</li> </ul>

<b>NEW Can-Am JL Audio Source Unit</b>	G2, G2 MAX (without touchscreen display)	<b>715010002</b>
	<ul style="list-style-type: none"> <li>Weatherproof source unit with full-colour LCD display.</li> <li>Includes a Digital AM/FM Tuner, Bluetooth® connectivity.</li> <li>The tough case (which is rated IP67) houses a 2.8" full-colour LCD display.</li> <li>Day/Night mode to help visibility, even when it is bright outside.</li> </ul>	<ul style="list-style-type: none"> <li>The audio output options include a strong amplifier that is built into the device. This amplifier can power your speakers with 100 watts.</li> <li>Required most Can-Am Audio JL levels installed on vehicles without 10.25" Colour Touchscreen Display.</li> </ul>

<b>NEW Dual Subwoofer Harness</b> (Not illustrated)	G2 MAX	<b>715010858</b>
<ul style="list-style-type: none"> <li>Required when installing a second subwoofer (715008094) for Defender MAX.</li> </ul>		




<b>Can-Am JL Audio Roof – Level 4</b>	G1	<b>715005206</b>
	<ul style="list-style-type: none"> <li>Full roof with sleek built-in audio.</li> <li>Fully sealed and waterproof.</li> <li>Easy to install: one wire connects the roof to the vehicle's electronics.</li> <li>Four 7.7" speakers, one 280 watt amplifier, and one weatherproof source unit supplied by JL Audio®.</li> <li>Speakers include LED lighting integrated into the grille, designed to uniformly illuminate with an RGB glow.</li> <li>A 3" full-colour LCD display, with separate day/night lighting themes for visibility, even in bright sunshine.</li> <li>AM/FM tuner.</li> </ul>	<ul style="list-style-type: none"> <li>To install the Audio Roof with the following accessories, the Power Harnesses 715003094 and 715008781 are required: Flip Glass Windshield with Wiper and Washer Kit (715002441), Windshield Wiper and Washer Kit (715001638), Front Deluxe Full Doors (715009906), Rear Deluxe Full Doors (715009907).</li> <li>Not compatible with Adventure Roof Rack or Headache Rack.</li> <li>Not compatible with 39 in. (99 cm) Double Stacked LED Light Bar (270 W) (715004007) and Light Bar Support (715006226).</li> </ul>

<b>Can-Am JL Audio Roof – Level 4 (MAX)</b>	G1 MAX	<b>715006879</b>
	<ul style="list-style-type: none"> <li>Full roof with premium JL Audio system for Defender MAX.</li> <li>Fully sealed and waterproofed components and construction.</li> <li>Simple to install: one connector connects the roof to the vehicle's electrical system.</li> <li>Weatherproof components: six 7.7" coaxial speakers, 280 watt amplifier and 70 watt Mediamaster® source unit.</li> <li>AM/FM tuner.</li> <li>Expertly tuned for exceptional sound on the move in your Defender MAX.</li> <li>Speakers include adjustable RGB LED cone illumination, controlled via an app on your smartphone.</li> </ul>	<ul style="list-style-type: none"> <li>Mediamaster® source unit equipped with 3" full-colour LCD display, with day/night lighting modes.</li> <li>Designed to not drain the battery.</li> <li>To install the Audio Roof with the following accessories, the Power Harnesses 715003094 &amp; 715008781 are required: Flip Glass Windshield with Wiper &amp; Washer Kit (715002441), Windshield Wiper &amp; Washer Kit (715001638), Front Deluxe Full Doors (715009906), Rear Deluxe Full Doors (715009907).</li> <li>Not compatible with Adventure Roof Rack.</li> <li>Not compatible with 39 in. (99 cm) Double Stacked LED Light Bar (270 W) (715004007) &amp; Light Bar Support (715006226).</li> </ul>





<b>Overhead Audio System</b>		
	<ul style="list-style-type: none"> <li>Rugged waterproof Jensen® Bluetooth Stereo Audio System offers multi-source input: AM/FM/WB and USB (iPod® and iPhone® ready).</li> <li>Convenient white LED-backlit LCD display and buttons.</li> <li>Stream from any Bluetooth-enabled device (smartphone, MP3 player).</li> <li>Powerful 4 x 40 W amplifier with remote turn-on.</li> <li>Voice-control of AVRCP-active device.</li> </ul>	<ul style="list-style-type: none"> <li>30 programmable AM/FM stations with auto-store/pre-set scan.</li> <li>Separate RCA audio output and input.</li> <li>UV-resistant finish/corrosion-resistant components.</li> <li>Requires Sport Roof (715002430) or Front Roof Liner (715008226) and Power Cable (715003094).</li> </ul>

<b>Complete Overhead Audio System</b>	G1, G1 MAX	<b>715009764</b>
<ul style="list-style-type: none"> <li>Complete with 4 ultra-sturdy outdoor speakers (2 front and 2 rear) and 4 black speaker boxes.</li> </ul>		

<b>Overhead Front Audio System</b>	G1, G1 MAX	<b>715009765</b>
<ul style="list-style-type: none"> <li>Complete with 2 ultra-sturdy front outdoor speakers and black speaker box.</li> </ul>		

<b>Can-Am JL Audio Subwoofer &amp; Amplifier Kit</b>	G1, G1 MAX	<b>715010050</b> <b>715010342</b> • Sub only
	<ul style="list-style-type: none"> <li>• Orchestrated for outstanding sound quality and calibrated to enhance your audio experience.</li> <li>• Designed to be tough in the most demanding riding conditions.</li> <li>• Easy to install, this 10" under-seat 250 W subwoofer enhances both the driver's and the passenger's experience.</li> <li>• Includes the MX 500/1 amplifier with 715010050.</li> <li>• When combined with the Can-Am Audio Roof (715005206) or with the Can-Am Audio Roof MAX (715006879), this premium JL Audio component creates the ultimate sound experience (only compatible with JL Audio Roofs).</li> </ul>	
<b>Can-Am Audio Roof Flip Kit</b>	G1, G1 MAX, G2, G2 MAX	<b>715007133</b>
	<ul style="list-style-type: none"> <li>• Combines with Can-Am Audio Roofs (715005206 &amp; 715006879) for Flip option.</li> <li>• Not compatible with the Roof Rack.</li> </ul>	
<b>Sound Bar Mounting Kit</b>	G1, G1 MAX, G2, G2 MAX	<b>715007840</b>
	<ul style="list-style-type: none"> <li>• Required to install the Wetsound Stealth XT 6 Can-Am Edition Sound Bar on a Defender and Defender MAX.</li> </ul>	

## ELECTRONIC ACCESSORIES

<b>NEW Front View Camera</b>	G2, G2 MAX	<b>715009408</b>
	<ul style="list-style-type: none"> <li>• Allowing clear visibility of the conditions near the front wheels.</li> <li>• Helpful for avoiding obstacles before descending steep hills, when maneuvering in tight spaces.</li> </ul>	
<b>NEW Rear View Camera &amp; Monitor</b>	G2, G2 MAX (without touchscreen display)	<b>715009407</b>
	<ul style="list-style-type: none"> <li>• Fully waterproof rearview mirror and monitor kit.</li> <li>• See exactly what you need to see with the multiple camera feeds from the rear view camera.</li> <li>• This unit is designed as a direct replacement for vehicles that come with a stock rearview mirror (the screen is integrated in the unit's replacement rearview mirror).</li> </ul>	
<b>Rear View Mirror &amp; Camera Monitor</b>	G1, G1 MAX	<b>715009410</b>
	<ul style="list-style-type: none"> <li>• Fully waterproof rearview mirror and monitor kit.</li> <li>• See exactly what you need to see with the multiple camera feeds from the rear view camera.</li> <li>• This unit replaces the stock rearview mirror (the screen is integrated into the unit's replacement rearview mirror).</li> <li>• The camera uses infrared light for night vision capabilities.</li> </ul>	
<b>NEW Power Tilt Bed</b>	G2, G2 MAX	<b>715009452</b>
	<ul style="list-style-type: none"> <li>• Powerful cargo box tilter with dash-integrated switch.</li> <li>• Load capacity of 1,000 lb (454 kg).</li> <li>• Electrical actuated hydraulics for a strong and quick tilting system.</li> </ul>	

<b>Power Tilt Bed</b>	G1 (except 6x6), G1 MAX (2020 & up), G1 PRO	<b>715007096</b>
	G1 6x6	<b>715007204</b>



- Powerful cargo box tilter with dash-integrated switch.
- Electrical actuated hydraulics for a strong and quick tilting system.

<b>Quick Connect Battery Cable</b>	<b>715005408</b>
------------------------------------	------------------



- Quickly and easily connect and charge different batteries with your charger.
- Included in the Battery Charger/Maintainer.
- Sold individually.

<b>Quick Connect Cable with Battery Indicator</b>	<b>715006055</b>
---	------------------



- Quickly and easily connect and charge different batteries with your charger.
- 3-colour LED indicator provides constant battery health indication.
- Sold individually.

<b>Cellphone Holder</b>	G1, G1 MAX, G2, G2 MAX	<b>715008786</b>
-------------------------	------------------------	------------------



- Water resistant door allows for perfect phone positioning.
- Features capacitive and resistive touch screen technology.
- Spring system in back plate automatically adjusts for thickness.
- Fits all cellphones within 7.2" (18.5 cm) x 3.3" (8.5 cm) x 0.6" (1.5 cm) dimensions.
- Works with almost all charger wires.
- Does not include cellphone or charging wires.
- Requires the RAM GPS Mount (715003325) bolted directly on the dashboard for the Cellphone Holder to be supported. Can be installed with the LinQ Lite Device Holder (715009201).

<b>RAM GPS Mount</b>	G1, G1 MAX, G2, G2 MAX	<b>715003325</b>
----------------------	------------------------	------------------



- Allows for GPS integration onto vehicle.
- Standard AMPS hole pattern for Garmin Cradle.

<b>Digitally Encoded Security System (D.E.S.S.™) Keys</b>	G1, G1 MAX (2023 & prior), G1, G1 MAX (2024 & up with HD9 & HD10 engine)	<b>715002458</b>
---	---	------------------



- Top-security anti-theft protection for your vehicle.
- Encrypted chip technology restricts access to your vehicle's electronic ignition system.
- One vehicle/one code.
- A vibration/shock-resistant ball-and-socket design that ensures a reliable connection.
- 3 programmable modes:
  - Work mode: configurable vehicle speed limit between 20 km/h and 100 km/h that does not limit engine torque (G1 HD7, HD8). Limits vehicle speed to 40 km/h but does not limit engine torque (G1 HD9, HD10).
  - Normal mode: configurable, limits vehicle speed to 70 km/h and may have torque reduction.
  - Performance mode: No restrictions.

<b>Digitally Encoded Security System (D.E.S.S.) Keys</b>	G1 (2024 & up with HD7 engine)	<b>715009300</b>
--	--------------------------------	------------------



- Top-security anti-theft protection for Can-Am vehicles.
- The encrypted chip technology restricts access to the unit's electronic ignition system.
- One vehicle/one code.
- Features a vibration/shock-resistant ball-and-socket design that ensures a reliable connection.
- Comes with three programmable keys, including:
  - Work key: configurable vehicle speed limit between 20 km/h and 100 km/h that does not limit engine torque.
  - Normal key: configurable, limits vehicle speed to 70 km/h and may have torque reduction.
  - Performance key: no restrictions.

## Digitally Encoded Security System (D.E.S.S.) Green Key

G2, G2 MAX

710005232



- Top-security anti-theft protection for your vehicle.
- Encrypted chip technology restricts access to your vehicle's electronic ignition system.
- One vehicle/one code.
- A vibration/shock-resistant ball-and-socket design that ensures a reliable connection.
- 3 programmable modes:
  - Work mode: configurable vehicle speed limit between 20 km/h and 100 km/h that does not limit engine torque.
  - Normal mode: configurable, limits vehicle speed to 70 km/h and may have torque reduction.
  - Performance mode: no restrictions.

## NEW Auxiliary Battery Installation Kit

G2, G2 MAX

715009473



- Allows you to add a second 32 Ah battery for a dual battery setup that will give you the extra juice you need to power auxiliary electrical components like a sound system or winch.
- Kit includes all necessary wiring and the battery holder.
- Additional battery sold separately (710008836).
- Requires Centre Underseat Storage Bin (715009199).

## Auxiliary Battery Installation Kit

G1, G1 MAX (2020 & up)

715006035



- Allows you to add a second 32 Ah battery for a dual battery setup that will give you the extra juice you need to power auxiliary electrical components like a sound system or winch.
- Additional battery sold separately (515176151).
- Equipped with an integrated smart battery isolator that will prevent your auxiliary electrical components from draining your starting battery.
- Kit includes an additional battery junction block, all necessary wiring and the battery holder.

## USB Power Outlet Kit

G1, G1 MAX (2020 & up)

219400510



- Recharges your electronic devices while riding\* (smartphone, MP3, heating gear, etc.).
- Dual port USB connectors.

*\*The power outlet is not capable of recharging all device types while riding.*

## NEW Defrost, Heat, & Ventilation System

G2, G2 MAX

Coming Soon



- Ventilation system design and vehicle integration have been rethought to significantly improve installation time.
- Best integrated in-dash system on the market with 3 fan speeds and adjustable temperature.
- Mode dial lets you choose between 5 airflow selections.
- Adjustable/directional vents can be closed to concentrate heat toward specific areas.
- A total of 10 vents specially positioned for windshield, window defrost and occupant heating.
- Easy-to-service air filter.
- Includes the replacement lower dashboard compatible with the heating system.
- For MAX models, you can add the Rear Passenger Heater Vents for rear passengers' comfort.
- If the vehicle is not already equipped with a cab, Cable Cover and Roof Power Cable Kit (715010489) is required for window defrost.

## NEW Rear Passenger Heater Vents

G2 MAX

Coming Soon



- Situated on the floor to allow the heated air to circulate effectively to the rear seats.
- Adjustable/directional vents can be closed to concentrate heat toward specific areas.
- There are two vents that are designed to help keep rear passengers cozy.
- Requires the Defrost, Heat, & Ventilation System.

## Defrost, Heat, & Ventilation System

G1, G1 MAX 2019 & prior  
(not compatible with HD5 Motorization)

715004917



- Best integrated system on the market with 3-ventilation speeds and in-dash adjustable temperature.
- Adjustable/directional vents.
- 10 vents specially positioned for better windshield and side window defrosting/deicing, foot and hand heat.
- Easy-service air filter.
- Once installed, you might want to add storage space with the Lower Dashboard for Heating System and Dash Storage Compartment Net for Heating System.

G1, G1 MAX 2020 (except G1 PRO & HD5 models)



715005904

G1, G1 MAX (2021 & up)

715008093




- Best integrated in-dash system on the market with 3 fan speeds and adjustable temperature.
- Adjustable/directional vents can be closed to concentrate heat at specific areas.
- A total of 8 vents specially positioned for windshield and occupant heating.
- Easy-to-service air filter.
- Includes the replacement lower dashboard compartment for the heating system.
- Dash Storage Compartment Net for Heating System is recommended.



<b>Heated Seat</b>	G1, G1 MAX, G2, G2 MAX	<b>715006112</b>
	<ul style="list-style-type: none"> <li>25 W seat heater delivers chill-free riding comfort.</li> <li>High/low temperature settings allow you to control the desired degree of warmth.</li> <li>This kit includes one carbon fibre seat heater, foam sheet and in-dash switch.</li> <li>Installs directly in the original seat cushion.</li> </ul>	<ul style="list-style-type: none"> <li>Heated Accessories Wiring Harness (710005757 or 710006036) is required for installation on front seat.</li> <li>Heated Accessories Wiring Harness (715006004) is required for installation on rear seats on MAX models.</li> </ul>
<b>Heated Seat Harness for Front Seat</b> <i>(Not illustrated)</i>	G1, G1 MAX (models with Defrost, Heat & Ventilation System), All Defender PRO models G1, G1 MAX (models without Defrost, Heat & Ventilation System), G2, G2 MAX	<b>710006036</b> <b>710005757</b>
<ul style="list-style-type: none"> <li>Electric harness required to hook up and operate heated accessories.</li> <li>Powers up to 4 accessories: 2 hand accessories (grab bar/steering wheel) and 2 seat covers.</li> </ul>		
<b>Heated Seat Harness for Rear Seat</b> <i>(Not illustrated)</i>	G1 MAX, G2 MAX	<b>715006004</b>
<ul style="list-style-type: none"> <li>Electric harness required to hook up and operate rear heated seats.</li> </ul>		
<b>Heated Visor Outlet</b>	G1, G1 MAX	<b>715001246</b>
	<ul style="list-style-type: none"> <li>Strategically positioned on vehicle to maintain your agility.</li> <li>Optional visor outlet that delivers fog-free riding.</li> <li>Quick and easy installation.</li> <li>Sold individually.</li> <li>Heated Visor not included.</li> </ul>	

# WINCHES & HITCHES

## CAN-AM HD WINCHES

<b>Can-Am HD 4500 Winch</b>	G1, G1 MAX, G2, G2 MAX	<b>715006416</b>
	<ul style="list-style-type: none"> <li>Ergonomic clutch handle.</li> <li>Rugged all-steel gears and bushings for more torque and durability.</li> <li>Automatic 100% load-holding brake.</li> <li>Sealed solenoid for all-weather protection.</li> <li>Weather sealed corded remote and dash mounted switch.</li> </ul>	<ul style="list-style-type: none"> <li>Pulling strength capability of 4,500 lb (2,041 kg).</li> <li>43' of 1/4" (13.1 m of 6.3 mm) steel wire cable.</li> <li>Heavy-duty 4-way roller fairlead.</li> <li>Winch Electrical Harness (715007078) is required for installation on a Defender 2021 and prior. Winch Electrical Harness (715008152) is required for installation on a Defender Base and DPS™ 2022 and up.</li> </ul>
<b>Can-Am HD 4500-S Winch</b>	G1, G1 MAX, G2, G2 MAX	<b>715006417</b>
	<ul style="list-style-type: none"> <li>Ergonomic clutch handle.</li> <li>Rugged all-steel gears and bushings for more torque and durability.</li> <li>Automatic 100% load-holding brake.</li> <li>Sealed solenoid for all-weather protection.</li> <li>Weather sealed corded remote and dash mounted switch.</li> </ul>	<ul style="list-style-type: none"> <li>Pulling strength capability of 4,500 lb (2,041 kg).</li> <li>50' of 1/4" (15.2 m of 6.35 mm) synthetic rope.</li> <li>Corrosion-proof aluminum Hawse fairlead.</li> <li>Winch Electrical Harness (715007078) is required for installation on a Defender 2021 and prior. Winch Electrical Harness (715008152) is required for installation on a Defender Base, DPS, DPS Cab 2022 and up.</li> </ul>
<b>Cargo Bed Winch</b>	G2, G2 MAX G1, G1 MAX	<b>715009419 NEW</b> <b>715006355</b>
	<ul style="list-style-type: none"> <li>Allows you to pull heavy loads into the cargo box easily.</li> <li>Perfect for hunting applications when it comes to loading game.</li> <li>Includes support base made of heavy-duty 2" steel tubing, winch and weather-sealed corded remote.</li> <li>750 lb (340 kg) maximum pulling capacity.</li> </ul>	<ul style="list-style-type: none"> <li>Electronic security module to prevent vehicle damage that could occur if loaded vehicle exceeds manufacturer's gross weight rating.</li> <li>Adapter Kit (715004709) is required for installation with Gear Rail Adapter (715003392).</li> <li>Defender 6x6 and PRO: Requires Power Tilt Bed (715009338).</li> </ul>

## WINCH ACCESSORIES

### NEW Winch Cable Stopper

All Can-Am HD Winches

715009921



- Made of EPDM, a highly durable synthetic rubber.
- The Winch Cable Stopper isn't just for looks. It helps extend the life of the winch, rope, hook, and fairlead.
- In addition, the split design makes it easy to install.

### Synthetic Winch Cable\*

Can-Am HD Winch

715006430

WARN Winch

715007783



- 50' of ¼" (15.2 m of 6.35 mm) synthetic cable for Can-Am HD winches.
- Can-Am HD Hawse Fairlead (715006426) is required when upgrading to a synthetic cable to avoid premature cable damage and wear.
- WARN Hawse Fairlead (715007785) is required when upgrading to a synthetic cable to avoid damage and premature wear of the cable.

### Replacement Wire Rope\*

Can-Am HD Winch

705014978

WARN Winch

715006699



- 43' of 15/64" (13.1 m of 6.3 mm) wire rope for Can-Am HD Winch.
- 55' of ¼" (16.8 m of 6.35 mm) wire rope for WARN winch kit.
- 4,500 lb (2,041 kg) pulling strength.

### Synthetic Cable Extension

715001120



- Lightweight ¼" diameter, easy to handle and won't rattle in cargo box.
- Easily attaches to winch cable to provide additional 50' (15.2 m) of distance.
- 4,500 lb (2,041 kg) single line capacity.

### Winch Electrical Harness

(Not illustrated)

G1, G1 MAX (2019 & prior)

715003093

G1, G1 MAX (2020 & 2021)

715007078

G1, G1 MAX 2022

715008152

- Required to install a winch on a Defender without a factory-installed winch.

### WARN Hawse Fairlead\*

With WARN winch

715007785



- Double-powder-coated construction.
- Required to use the Synthetic Winch Cable (715007783) on WARN winches.
- To be used with synthetic winch cables only.

### Can-Am HD Hawse Fairlead

With Can-Am HD winch

715006426



- A must when upgrading your winch with a synthetic cable, this corrosion-proof aluminum Hawse fairlead will prevent the cable from snapping in a corner of a roller fairlead and from wearing prematurely due to the rough surface of the worn roller guide.
- Must be used with synthetic cables only.


### Roller Fairlead


With Can-Am HD winch

710007082





- Suggested when changing the wire rope.
- Heavy-duty replacement fairlead for winches.


<b>NEW Wireless Winch Remote</b>	With Can-Am HD Winch	<b>715008286</b>
	<ul style="list-style-type: none"> <li>• On / Off and Winch In / Winch Out buttons with LED indicator light.</li> <li>• Large Winch In / Winch Out buttons for easy activation with gloves.</li> <li>• Ergonomic remote handle shape with a trigger-like holding protrusion.</li> <li>• Quick and easy to install, thanks to a wiring harness with an integrated antenna and all necessary mounting hardware.</li> <li>• Allows you to operate your winch from anywhere within a 50' (15.2 m) radius, increasing your recovery options.</li> <li>• All components are IP67 sealing rated.</li> <li>• The remote also floats in case it's dropped during a deep water recovery.</li> <li>• Dash and handlebar mounting options.</li> <li>• Compatible with all Can-Am HD winches.</li> </ul>	

<b>Wired Remote Control</b>	With Can-Am HD Winch†	<b>715006504</b>
	<ul style="list-style-type: none"> <li>• This kit allows winch owners to add the hand-held remote to vehicles with a stock winch.</li> <li>• Works in conjunction with the mini-rocker switch.</li> <li>• Remote control and connection socket are included with Can-Am HD winch.</li> </ul> <p>† Harness (710001023) is required to use remote control on a vehicle with a factory installed winch. ‡ Remote Control (710007050) and connection socket are included.</p>	

## HITCHES


<b>NEW Trailer Hitch Ball Mount</b>	G1, G1 MAX, G2, G2 MAX	<b>715010023</b>
	<ul style="list-style-type: none"> <li>• Designed to fit trailer hitches with a 2" x 2" (5 cm x 5 cm) receiver tube opening.</li> <li>• It offers 3,500 lb (1,590 kg) of towing capacity.</li> <li>• Solid forged steel construction.</li> <li>• Equipped with a hole to accept a ¾" (1.9 cm) ball shank.</li> <li>• 1" (2.5 cm) raised or 2" (5 cm) lowered for precise trailer leveling.</li> <li>• Hitch ball not included.</li> </ul>	







<b>Lower Front Receiver Hitch</b>	G1, G1 MAX	<b>715002519</b>
	<ul style="list-style-type: none"> <li>• Heavy-duty 1,500 lb (680 kg) towing capacity, 2" (5 cm) receiver hitch.</li> <li>• Expand and enhance functionality by pairing it with Higher Front Receiver Hitch and Removable Winch Mounting Kit (need to relocate winch from its standard mounting position).</li> </ul>	

<b>Higher Front Receiver Hitch</b>	G1, G1 MAX (except Limited models)	<b>715003109</b>
	<ul style="list-style-type: none"> <li>• Heavy-duty 1,500 lb (680 kg) towing capacity, 2" (5 cm) receiver hitch.</li> <li>• No need to relocate winch from its standard mounting position.</li> </ul>	





<b>Rubber Receiver Plug</b>	<b>705204503</b>
	<ul style="list-style-type: none"> <li>• Rubber cap for 2" (5 cm) Receiver Hitch.</li> </ul>

## PERFORMANCE





<b>Performance Half Shaft</b>	G1, G1 MAX (2019 & prior – except X mr, XT-P and XT CAB 2018-2019)	<b>705402353</b>
	G1, G1 MAX XT Cab 2018-2019, Lone Star Edition 2019 & prior	<b>705402575</b>
	<ul style="list-style-type: none"> <li>• High-performance design ideal for off-road use, with superior wheel power and acceleration for racing, dunes and desert riding.</li> <li>• Includes CVs, shaft and boots with the best suited geometry for your Can-Am vehicle.</li> </ul>	

<b>Brake Holding Mechanism</b>	G1, G1 MAX	<b>715004733</b>
	<ul style="list-style-type: none"><li>• Maintains constant pressure on the brake pedal to keep the vehicle from moving on sloped terrain, without having to put the transmission in P (park).</li></ul>	
<b>Heavy-Duty Spring Kit</b>	G1, G1 MAX 62" with Double A-Arm Front Suspension	<b>715005084</b>
	<ul style="list-style-type: none"><li>• This set of heavy-duty springs will stiffen your suspension.</li><li>• Perfect for reducing overall vehicle sag when shocks are under heavy demand: heavy loading and hauling or for snow clearing.</li><li>• Complete kit of 4 springs.</li><li>• Not compatible with Defender HD5, HD10, &amp; X mr models and Defender MAX.</li></ul>	
<b>NEW Magneto Stator Kit (1,700 Watt)</b>	G2, G2 MAX (with HD11 engine only)	<b>715009450</b>
	<ul style="list-style-type: none"><li>• Increases the magneto output to 1,700 W.</li><li>• Includes rotor, stator, and regulator.</li><li>• Improves charging when several accessories are installed.</li><li>• Standard on HVAC models.</li></ul>	
<b>850 W Magneto Kit</b>	G1, G1 MAX (2020 & up except HD5 & HD7)	<b>715007122</b>
	<ul style="list-style-type: none"><li>• Increases the magneto output to 850 W.</li><li>• Includes rotor, stator, and regulator.</li></ul>	
<b>EMERGENCY ACCESSORIES</b>		
<b>Emergency Kit</b>		<b>715006102</b>
	<ul style="list-style-type: none"><li>• Complete emergency kit provides all essential equipment and supplies to get out of most unfavorable situations powersport enthusiasts can find themselves in.</li><li>• Includes: jumper cables, air compressor, Tyre Repair Kit, first aid kit, ratchet tie-down, duct tape, 3,300 lb (1,500 kg) tow strap, zip ties, cloth rags.</li></ul>	
<b>AIR INTAKES</b>		
<b>NEW Snorkel Kit</b> <i>(Not illustrated)</i>	G2, G2 MAX	<b>715009151</b>
	<ul style="list-style-type: none"><li>• Raises point of engine and CVT air intakes so vehicle can be semi-submersed in water/mud without taking in water to the engine.</li><li>• Not compatible with Rear Glass Window (715007079), Rear Glass Window with Sliding Panel (715007080), Headache Rack (715009171), Bed Wall Extender (715009166, 715009590 &amp; 715010833).</li><li>• Standard on Defender X mr models.</li><li>• Not compatible with cab models.</li></ul>	
<b>Snorkel Kit</b>	G1, G1 MAX 2018 & up (except HD5, HD7, Limited and PRO)	<b>715003727</b>
	<ul style="list-style-type: none"><li>• Raises point of engine and CVT air intakes so vehicle can be semi-submersed in water/mud without taking in water to the engine.</li><li>• Not compatible with Headache Racks, Gear Rail equipment, DragonFire Cargo Bed Roll Bar and Windshield Wiper &amp; Washer Kit.</li><li>• Snorkel Extension Kit is available for roof level air intake and CVT exhaust.</li><li>• Standard on Defender X mr models.</li></ul>	
<b>Sealed Air Box</b> <i>(Not illustrated)</i>	G1, G1 MAX (2017 & prior)	<b>707801033</b>
	<ul style="list-style-type: none"><li>• Required when installing the Snorkel Kit (715003727) on Defender and Defender MAX 2017 and prior models.</li><li>• Standard on Defender 2018 and up models.</li></ul>	



<b>Snorkel Pre-Filter</b>	G1, G1 MAX (except PRO models)	<b>715005597</b>
	<ul style="list-style-type: none"> <li>• Pre-filter specifically for snorkels.</li> <li>• Adds extra protection to your engine in harsh riding conditions.</li> <li>• Helps keep air filter cleaner.</li> <li>• Filter blocks particles larger than 0.005" (0.13 mm).</li> <li>• For Defender HD10 models 2020 &amp; up: Replace CVT intake of snorkel kit with CVT relocation kit 715008651 or 703501211.</li> </ul>	
<b>Air Intake Pre-Filter</b>	G1 (except X mr models), G1 MAX	<b>715003483</b>
	<ul style="list-style-type: none"> <li>• Adds extra protection to your engine in harsh riding conditions.</li> <li>• Helps keep air filter cleaner.</li> <li>• Filter blocks particles larger than 0.007" (0.19 mm).</li> <li>• Easy, tool-less installation.</li> </ul>	
<b>Foam Air Filter by Twin AIR<sup>†</sup></b>	G1, G1 MAX	<b>715003630</b>
	<ul style="list-style-type: none"> <li>• The best choice for the harshest conditions.</li> <li>• Multiple staged oiled filtering foam for superior dust retaining capacity with high air flow.</li> <li>• Washable and reusable.</li> </ul>	
<b>CVT Auxiliary Intake &amp; Pre-Filter Kit</b>	G1, G1 MAX (without Snorkel Kit) G1, G1 MAX (X mr models or models with Snorkel Kit)	<b>703501210</b> <b>703501211*</b>
	<ul style="list-style-type: none"> <li>• This kit is sold separately.</li> </ul> <p><i>*When installed on X mr models or models with Snorkel Kit, it temporarily relocates CVT air intake to the standard factory location.</i></p>	

## COVERS & ADD-ONS

<b>Trailing Cover</b>	G1 G1 MAX	<b>715004453</b> <b>715004454</b>
	<ul style="list-style-type: none"> <li>• Heavy-duty canvas made of UV-resistant solution-dyed polyester.</li> <li>• Inner soft liner protects windshield and coloured panels from abrasion.</li> <li>• All high-abrasion areas are reinforced with a double canvas layer.</li> <li>• Weather-resistant trailing cover protects your vehicle during storage and transportation.</li> <li>• Opening for fuel cap.</li> <li>• Quick and easy installation.</li> <li>• Designed to perfectly fit your vehicle with or without Can-Am accessories.</li> <li>• Does not fit with Adventure Roof Rack (715003870).</li> </ul>	
<b>Bolt-On<sup>†</sup> Retractable Ratcheting Tie-Downs</b>		<b>295101072</b>
	<ul style="list-style-type: none"> <li>• Perfect for transporting your powersport vehicle or securing loads.</li> <li>• Mount easily: Bolt on any flat surface (e.g., truck bed or frame).</li> <li>• 1" x 6' (2.5 cm x 1.8 m) tie-down strap with heavy-duty stitching that delivers a 500 lb (227 kg) working load strength and 1,500 lb (680 kg) break strength.</li> <li>• Convenient retractable push button automatically slackens, spools and stores away strap, while the ratchet mechanism tightens the strap snugly to secure your vehicle or load into place.</li> <li>• Rubber ratcheting handle provides firm grip, and the hook is vinyl coated to protect whatever surface it hooks into.</li> <li>• Sold in pairs.</li> </ul>	
<b>Ratchet Tie-Downs</b>		■ <b>715008309</b> • Black/Grey
	<ul style="list-style-type: none"> <li>• 400 lb (181 kg) safe working load.</li> <li>• 1" x 10' (2.5 cm x 3 m) strap with Sea-Doo, Ski-Doo and Can-Am logos.</li> <li>• Deluxe ratchet with rubber handle.</li> <li>• Coated S hooks.</li> <li>• Pack of 2.</li> </ul>	
<b>Heavy-Duty Ratchet Tie-Down</b>		<b>715008308</b>
	<ul style="list-style-type: none"> <li>• 1,000 lb (454 kg) safe working load.</li> <li>• 1.5" x 6' (38 mm x 1.8 m) strap with BRP brands.</li> <li>• Deluxe ratchet with rubber handle.</li> <li>• Black-coated clip hooks.</li> <li>• 12" (30 cm) webbing included.</li> <li>• Pack of 2.</li> </ul>	

# CAN-AM MAVERICK R



Models, accessories, and colours shown are subject to availability and may vary by region. Availability is not guaranteed. Please consult your authorised dealer for complete and up-to-date information.

# CAN-AM MAVERICK R

<b>MODEL PACKAGES</b>	76
Maverick R X rs	76
Maverick R X rc	78
Maverick R Max X rs	79
Maverick R Max X rc	80

<b>COMPARATIVE CHART</b>	81
--------------------------	----

<b>ACCESSORIES</b>	83
Roofs	83
Windshields & Wind Protection	83
Mirrors	85
Doors	85
HMWPE Skid Plates	86
Bumpers & Protection	87
LinQ: Easy On, Easy Off Cargo	89
Racks & Storage	94
ACM & SMART Accessories	97
Lights	98
Audio Systems	105
Electrical & Electronic Accessories	106
Winches	106
Performance	108








Models, accessories, and colours shown are subject to availability and may vary by region. Availability is not guaranteed. Please consult your authorised dealer for complete and up-to-date information.



# 2026 CAN-AM MAVERICK R X RS

## WITH SMART-SHOX



 Dusty Navy

### PACKAGE HIGHLIGHTS

- Smart-Shox™ Technology featuring Live Valve Gen 3
- 77 in. 4-link trailing arm with aluminum HD tall knuckle
- Smart-Lok™\*\* front differential
- FOX® 2.5 and FOX® 3.0 PODIUM RC2<sup>+</sup> Piggyback with bypass, dual speed compression and rebound adjustments
- 10.25 in. touchscreen display
- 32 in. ITP XNR Tenacity tyres
- 16 in. flow formed beadlock wheels
- Front and rear cameras
- Telescopic steering wheel with infotainment controls
- Full hard roof
- Full heavy-duty HMWPE skid plate
- 4-point harness with shoulder pads
- Premium high-performance LED headlights
- Can-Am LED signature lights
- Center dashboard storage with cellphone holder
- X-package graphics/seats
- 1700 W magneto
- New skid plate and branch anti-intrusion
- 2 person seating capacity

### ENGINE

#### 999T DCT

Type	240 hp, Rotax® 999T engine, 999 cc Turbocharged Triple-cylinder engine, liquid-cooled with integrated intercooler and high-performance air filter
Fuel Delivery System	Intelligent Throttle Control (ITC™) with Electronic Fuel Injection (EFI)
Transmission	Rotax® DCT, 7-speed with High & Low range
Drive Train	Lockable front differential with exclusive Smart-Lok™** True 2WD / 4WD with front diff. lock / 4WD TRAIL ACTIV / 4WD TRAIL
Power Steering	High torque Gen 2 Tri-Mode DPS™

### SUSPENSIONS

Front Suspension	Forged aluminum heavy-duty tall knuckle Double A-arm with sway bar 25 in. (63.5 cm) suspension travel
Front Shocks	FOX 2.5 PODIUM <sup>+</sup> Piggyback with bypass and Smart-Shox™ Technology featuring Live Valve Gen 3 (Dual Valve compression & rebound)
Rear Suspension	4-link trailing arm with forged aluminum heavy-duty tall knuckle 25.5 in. (64.8 cm) suspension travel
Rear Shocks	FOX 3.0 PODIUM <sup>+</sup> Piggyback with bypass and Smart-Shox Technology featuring Live Valve Gen 3 (Dual Valve compression & rebound)

### TYRES & WHEELS

Front	ITP XNR Tenacity 32 x 10 x 16 in.
Rear	ITP XNR Tenacity 32 x 10 x 16 in.
Wheels	16 in. aluminum flow formed beadlock

### BRAKES

Front	265mm disc brakes with 32mm hydraulic triple-piston calipers
Rear	255mm disc brakes with 30mm hydraulic twin-piston calipers

### DIMENSIONS & CAPACITIES

Estimated Dry Weight	2,284 lb (1,036 kg)
Chassis/Cage	High strength (dual phase) steel tubing and stampings
L x W x H	140 x 78.1 x 71.5 in. (355.6 x 198.4 x 181.6 cm)
Wheelbase	108 in. (274.3 cm)
Ground Clearance	17 in. (43.2 cm)
Rack Capacity	200 lb (90.7 kg)
Storage Capacity	Total: 2.1 gal (7.9 L)
Fuel Capacity	13.2 gal (50 L)
Person Capacity	2

### FEATURES

Gauge	4.5 in. wide digital display with keypad & 10.25 in. touchscreen display
Instrumentation	USB-A (2 charging ports & 1 communication port) DC outlet (10 A)
Anti-theft System	RF Digitally Encoded Security System (D.E.S.S.™) with Start/Stop button
Lighting	Premium high-performance LED headlights Can-Am LED signature lights
Winch	Winch-ready bumper (4,500 lb / 2,041.2 kg winch not installed)
Magneto	1700 W
Protection	Full hard roof Premium half doors Front lower deflector Front / Rear anchor Full HMWPE skid plate 4 point harnesses with shoulder pads

### WARRANTY

Factory Warranty	3-year unlimited km powertrain & Rotax® engine warranty and 1-year warranty & unlimited km on the rest of the unit
------------------	--



\*Manufacturer's limited warranty. Does not affect consumer guarantees. Available on MY23 Outlander Pro, MY24/MY25 ATV and MY24/MY25 SSV models.



		2026 Can-Am Maverick R X rs with Smart Shox	Polaris RZR PRO R Ultimate EPS
Engine Size (cc)		999 cc	1997 cc
No of Cylinders		3	4
Horsepower	+	240 hp	225 hp
Power to weight	+	11.9 hp/100 lb	10.5 hp/100 lb
Turbo	=	Yes	No
Transmission	+	Rotax® DCT, 7 speed with high and low range	Automatic PVT
Front Diff. Type	=	Lockable front differential with exclusive Smart-Lok* True 2WD/4WD with front diff. lock/4WD TRAIL ACTIV/4WD TRAIL	Pro Performance True 2WD/4WD/4WD Lock
Power Steering	+	Gen 2 Tri-mode DPS™ high torque	High Assist with Quick Turn Rack
Seating Capacity	=	2	2
Front Suspension	+	Forged aluminum heavy-duty tall knuckle Double A-arm with sway bar	Light Weight Boxed Dual A-Arm with 3 piece Stabiliser Bar
Rear Suspension	+	4-link trailing arm with forged aluminum heavy-duty tall knuckle	Boxed Trailing Arm with Toe Link, High-Clearance Radius Rods, and 3 piece Stabiliser Bar
Wheel Size	+	16 in.	15 in.
Wheels	+	Aluminium flow formed beadlock	Cast Aluminium
Tyre Height	=	32 in.	32 in.
Ground Clearance	+	43.2 cm	40.6 cm
Overall Length	+	355.6 cm	347 cm
Overall Width	+	198.4 cm	188 cm
Vehicle Dry Weight		1,036 kg	992 kg
Fuel Capacity	+	50 L	45.43 L
Anti Theft Device	=	RF Digitally Encoded Security System (D.E.S.S.™)	None
Warranty Period	+	3-year unlimited km powertrain & Rotax® engine warranty and 1-year warranty & unlimited km on the rest of the unit	2 yr unlimited km
Display	+	4.5 in. wide digital display with keypad and 10.25 in. touchscreen display	7" Glove-Touch Display
Front Shocks		FOX® 2.5 PODIUM® Piggyback with bypass and Smart-Shox** Technology featuring Live Valve gen 3 (dual-valve compression and rebound)	FOX 3.0 Live Valve X2 Internal Bypass (Electronically Controlled Compression and Rebound)
Rear Shocks	+	FOX® 3.0 PODIUM® Piggyback with bypass and Smart-Shox** Technology featuring Live Valve gen 3 (dual-valve compression and rebound)	FOX 3.0 Live Valve X2 Internal Bypass (Electronically Controlled Compression and Rebound)
Lighting	=	Premium high-performance LED headlights Can-Am LED signature lights	Signature White LED, Low/High & Red LED Tail / Brake Lights; Front, Rear, and Interior Accent Lighting
Protection		Full roof, Premium half doors, Front lower deflector, Front/rear anchor, Full HMWPE skid plate, 4 point harnesses	Half Door, 6 point harness, roof, skid plate

\*Smart-Lok was developed in conjunction with TEAM Industries, a market leader in the drive train industry.

\*\*Smart-Shox was developed in conjunction with Tractive Industries, a market leader in the suspension industry.

†Visco-Lok is a trademark of GKN Viscodrive GmbH.

Can-Am model information is correct at the time of printing. Competitor model details have been sourced from publicly available websites and are correct to the best of our knowledge at the time of printing. As competitor specifications may change without notice, this chart should not be relied upon as a definitive comparison of current models.

# 2026 CAN-AM MAVERICK R X<sub>RC</sub>

## WITH SMART-SHOX



Loft Green Satin

### PACKAGE HIGHLIGHTS

- Smart-Shox™ Technology featuring Live Valve Gen 3
- 77 in. 4-link trailing arm with aluminum HD tall knuckle
- Smart-Lok™\*\* front differential with Rock mode
- 10.25 in. touchscreen display
- 35 in. XPS Hammer King tyres
- 16 in. flow formed beadlock wheels
- Front and rear cameras
- Telescopic steering wheel with infotainment controls
- Full hard roof
- Front bumper
- Full heavy-duty HMWPE skid plate
- UHMWPE rock slider and front and rear suspension arm
- Panoramic mirror
- 4-point harness with shoulder pads
- Premium high-performance LED headlights
- Hood light
- Can-Am LED signature lights
- Center dashboard storage with cellphone holder
- X-package graphics/seats
- 1700 W magneto
- Front signature and rear taillight with start-up animation
- JL Audio level 3, 4 speakers + subwoofer sound systems
- 2 person seating capacity

ENGINE	
<b>999T DCT</b>	
Type	240 hp, Rotax® 999T engine, 999cc Turbocharged Triple-cylinder engine, liquid-cooled with integrated intercooler and high-performance air filter and launch control
Fuel Delivery System	Intelligent Throttle Control (iTC™) with Electronic Fuel Injection (EFI)
Transmission	Rotax® DCT, 7-speed with High & Extra Low range
Drive Train	Lockable front differential with exclusive Smart-Lok™** True 2WD / 4WD with front diff. lock / 4WD TRAIL ACTIV / 4WD TRAIL / 4WD ROCK
Power Steering	High torque Gen 2 Tri-Mode DPS™
SUSPENSIONS	
Front Suspension	Forged aluminum heavy-duty tall knuckle Double A-arm with sway bar 25 in. (63.5 cm) suspension travel
Front Shocks	FOX 2.5 PODIUM <sup>1</sup> Piggyback with bypass and Smart-Shox Technology featuring Live Valve Gen 3 (Dual Valve compression & rebound)
Rear Suspension	4-link trailing arm with forged aluminum heavy-duty tall knuckle 26 in. (66 cm) suspension travel
Rear Shocks	FOX 3.0 PODIUM <sup>1</sup> Piggyback with bypass and Smart-Shox Technology featuring Live Valve Gen 3 (Dual Valve compression & rebound)
TYRES & WHEELS	
Front	XPS Hammer King 35 x 10 x 16 in.
Rear	XPS Hammer King 35 x 10 x 16 in.
Wheels	16 in. aluminum flow formed beadlock
BRAKES	
Front	Dual 265mm disc brakes with 32mm hydraulic triple-piston calipers
Rear	Dual 255mm disc brakes with 32mm hydraulic twin-piston calipers

### DIMENSIONS & CAPACITIES

Estimated Dry Weight	2,472 lb (1,121.3 kg)
Chassis/Cage	High strength (dual phase) steel tubing and stampings
L x W x H	147.4 x 78.1 x 72.6 in. (374.4 x 198.4 x 184.4 cm)
Wheelbase	110 in. (279.4 cm)
Ground Clearance	18 in. (45.7 cm)
Rack Capacity	200 lb (90.7 kg)
Storage Capacity	Total: 2.1 gal (7.9 L)
Fuel Capacity	13.2 gal (50 L)
Person Capacity	2

### FEATURES

Gauge	4.5 in. wide digital display with keypad & 10.25 in. touchscreen display
Instrumentation	USB-A (charging port & communication port) DC outlet (10 A)
Anti-theft System	RF Digitally Encoded Security System (D.E.S.S.™) with Start/Stop button
Lighting	Premium high-performance LED headlights Can-Am LED signature lights with start-up animation
Winch	4,500 lb (2,041.2 kg) winch with synthetic cable and roller fairlead
Magneto	1700 W
Protection	Full hard roof Premium half doors Front lower deflector Front / Rear anchor Full HD HMWPE skid plate Front bumper Front intrusion bar Rock slider (UHMWPE) Rock guard 4 point harnesses with shoulder pads

### WARRANTY

Factory Warranty	3-year unlimited km powertrain & Rotax® engine warranty and 1-year warranty & unlimited km on the rest of the unit
------------------	--



\*Manufacturer's limited warranty. Does not affect consumer guarantees. Available on MY23 Outlander Pro, MY24/MY25 ATV and MY24/MY25 SSV models.

# 2026 CAN-AM MAVERICK R MAX X<sub>RS</sub>

## WITH SMART-SHOX



■ Triple Black

### PACKAGE HIGHLIGHTS

- Smart-Shox™ Technology featuring Live Valve Gen 3
- 77 in. 4-link trailing arm with aluminum HD tall knuckle
- Smart-Lok™ front differential
- FOX® 2.5 and FOX® 3.0 PODIUM RC2<sup>+</sup> Piggyback with bypass, dual speed compression and rebound adjustments
- 10.25 in. touchscreen display
- 32 in. ITP XNR Tenacity tyres
- 16 in. flow formed beadlock wheels
- Front and rear cameras
- Telescopic steering wheel with infotainment controls
- Full hard roof
- Full heavy-duty HMWPE skid plate
- Rear trailing arm rock guard
- 4-point harness with shoulder pads
- Premium high-performance LED headlights
- Can-Am LED signature lights
- Center dashboard storage with cellphone holder
- X-package graphics/seats
- 1700 W magneto
- New skid plate and branch anti-intrusion
- 4 person seating capacity

ENGINE	
Type	999T DCT 240 hp, Rotax® 999T engine, 999 cc Turbocharged Triple-cylinder engine, liquid-cooled with integrated intercooler and high-performance air filter
Fuel Delivery System	Intelligent Throttle Control (ITC™) with Electronic Fuel Injection (EFI)
Transmission	Rotax® DCT, 7-speed with High & Extra Low range
Drive Train	Lockable front differential with exclusive Smart-Lok™ True 2WD / 4WD with front diff. lock / 4WD TRAIL ACTIV / 4WD TRAIL
Power Steering	High torque Gen 2 Tri-Mode DPS™
SUSPENSIONS	
Front Suspension	Forged aluminum heavy-duty tall knuckle Double A-arm with sway bar 24 in. (61 cm) suspension travel
Front Shocks	FOX 2.5 PODIUM <sup>1</sup> Piggyback with bypass and Smart-Shox Technology featuring Live Valve Gen 3 (Dual Valve compression & rebound)
Rear Suspension	4-link trailing arm with forged aluminum heavy-duty tall knuckle 24 in. (61 cm) suspension travel
Rear Shocks	FOX 3.0 PODIUM <sup>1</sup> Piggyback with bypass and Smart-Shox Technology featuring Live Valve Gen 3 (Dual Valve compression & rebound)
TYRES & WHEELS	
Front	XPS Trac Force 32 x 10 x 16 in.
Rear	XPS Trac Force 32 x 10 x 16 in.
Wheels	16 in. aluminum flow formed beadlock
BRAKES	
Front	Dual 265mm disc brakes with 32mm hydraulic triple-piston calipers
Rear	Dual 255mm disc brakes with 32mm hydraulic twin-piston calipers

### DIMENSIONS & CAPACITIES

Estimated Dry Weight	2,668 lb (1,214 kg)
Chassis/Cage	High strength (dual phase) steel tubing and stampings
L x W x H	175 x 78.1 x 69.2 in. (444.5 x 198.4 x 175.8 cm)
Wheelbase	142.5 in. (362 cm)
Ground Clearance	17 in. (43.2 cm)
Rack Capacity	200 lb (90.7 kg)
Storage Capacity	Total: 2.1 gal (7.9 L)
Fuel Capacity	13.2 gal (50 L)
Person Capacity	4

### FEATURES

Gauge	4.5 in. wide digital display with keypad & 10.25 in. touchscreen display
Instrumentation	USB-A (2 charging ports & 1 communication port) DC outlet (10 A)
Anti-theft System	RF Digitally Encoded Security System (D.E.S.S.™) with Start/Stop button
Lighting	Premium high-performance LED headlights Can-Am LED signature lights
Winch	Winch-ready bumper (4,500 lb / 2,041.2 kg winch not installed)
Magneto	1700 W
Protection	Full hard roof Premium half doors Front lower deflector Front / Rear anchor 3/8" full HD HMWPE skid plate Rock guard 4 point harnesses with shoulder pads

### WARRANTY

Factory Warranty	3-year unlimited km powertrain & Rotax® engine warranty and 1-year warranty & unlimited km on the rest of the unit
------------------	--



\*Manufacturer's limited warranty. Does not affect consumer guarantees. Available on MY23 Outlander Pro, MY24/MY25 ATV and MY24/MY25 SSV models.



# 2026 CAN-AM MAVERICK R MAX X<sub>RC</sub> WITH SMART-SHOX



Loft Green Satin

## PACKAGE HIGHLIGHTS

- Smart-Shox™ Technology featuring Live Valve Gen 3
- 77 in. 4-link trailing arm with aluminum HD tall knuckle
- Smart-Lok™\*\* front differential with Rock mode
- 10.25 in. touchscreen display
- 35 in. XPS Hammer King tyres
- 16 in. flow formed beadlock wheels
- Front and rear cameras
- Telescopic steering wheel with infotainment controls
- Full hard roof
- Front bumper
- Full heavy-duty HMWPE skid plate
- UHMWPE front and rear suspension arm guards
- Panoramic mirror
- 4-point harness with shoulder pads
- Premium high-performance LED headlights
- Hood light
- Can-Am LED signature lights
- Center dashboard storage with cellphone holder
- X-package graphics/seats
- 1700 W magneto
- Front signature and rear taillight with start-up animation
- JL Audio level 3, 4 speakers + subwoofer sound systems
- 4 person seating capacity

ENGINE	
<b>999T DCT</b>	
Type	240 hp, Rotax® 999T engine, 999cc Turbocharged Triple-cylinder engine, liquid-cooled with integrated intercooler and high-performance air filter and launch control
Fuel Delivery System	Intelligent Throttle Control (iTC™) with Electronic Fuel Injection (EFI)
Transmission	Rotax® DCT, 7-speed with High & Extra Low range
Drive Train	Lockable front differential with exclusive Smart-Lok™** True 2WD / 4WD with front diff. lock / 4WD TRAIL ACTIV / 4WD TRAIL / 4WD ROCK
Power Steering	High torque Gen 2 Tri-Mode DPS™
SUSPENSIONS	
Front Suspension	Forged aluminum heavy-duty tall knuckle Double A-arm with sway bar 25 in. (63.5 cm) suspension travel
Front Shocks	FOX 2.5 PODIUM® Piggyback with bypass and Smart-Shox Technology featuring Live Valve Gen 3 (Dual Valve compression & rebound)
Rear Suspension	4-link trailing arm with forged aluminum heavy-duty tall knuckle 25 in. (63.5 cm) suspension travel
Rear Shocks	FOX 3.0 PODIUM® Piggyback with bypass and Smart-Shox Technology featuring Live Valve Gen 3 (Dual Valve compression & rebound)
TYRES & WHEELS	
Front	XPS Hammer King 35 x 10 x 16 in.
Rear	XPS Hammer King 35 x 10 x 16 in.
Wheels	16 in. aluminum flow formed beadlock
BRAKES	
Front	265mm disc brakes with 32mm hydraulic triple-piston calipers
Rear	Dual 255mm disc brakes with 32mm hydraulic twin-piston calipers

## DIMENSIONS & CAPACITIES

Estimated Dry Weight	2,828 lb (1,285 kg)
Chassis/Cage	High strength (dual phase) steel tubing and stampings
L x W x H	180 x 78.1 x 72.6 in. (457.2 x 198.4 x 184.4 cm)
Wheelbase	142.5 in. (362 cm)
Ground Clearance	18 in. (45.7 cm)
Rack Capacity	200 lb (90.7 kg)
Storage Capacity	Total: 2.1 gal (7.9 L)
Fuel Capacity	13.2 gal (50 L)
Person Capacity	4

## FEATURES



Gauge	4.5 in. wide digital display with keypad & 10.25 in. touchscreen display
Instrumentation	USB-A (charging port & communication port) DC outlet (10 A)
Anti-theft System	RF Digitally Encoded Security System (D.E.S.S.™) with Start/Stop button
Lighting	Premium high-performance LED headlights Can-Am LED signature lights with start-up animation
Winch	4,500 lb (2,041.2 kg) winch with synthetic cable and roller fairlead
Magneto	1700 W
Protection	Full hard roof Premium half doors Front lower deflector Front / Rear anchor Full HD HMWPE skid plate Front bumper Front intrusion bar Rock slider (UHMWPE) Rock guard 4 point harnesses with shoulder pads

## WARRANTY

Factory Warranty	3-year unlimited km powertrain & Rotax® engine warranty and 1-year warranty & unlimited km on the rest of the unit
------------------	--



\*Manufacturer's limited warranty. Does not affect consumer guarantees. Available on MY23 Outlander Pro, MY24/MY25 ATV and MY24/MY25 SSV models.



			
		<b>MAVERICK R X RS***</b>	<b>MAVERICK R X RC***</b>
<b>COLOUR OPTIONS</b>		Dusty Navy	Loft Green Satin
<b>ENGINES</b>	<b>Type</b>	999T DCT 240 hp, Rotax® 999T engine, 999 cc turbocharged triple-cylinder engine, liquid-cooled with integrated intercooler and high-performance air filter	999T DCT 240 hp, Rotax® 999T engine, 999cc turbocharged triple-cylinder engine, liquid-cooled with integrated intercooler and high-performance air filter and launch control
	<b>Fuel Delivery System</b>	Intelligent Throttle Control (ITC™) with Electronic Fuel Injection (EFI)	
	<b>Transmission</b>	Rotax® DCT, 7-speed with High & Low range	Rotax® DCT, 7-speed with High & Extra Low range
	<b>Drive Train</b>	Lockable front differential with exclusive Smart-Lok™* True 2WD / 4WD with front diff. lock / 4WD TRAIL ACTIV / 4WD TRAIL	Lockable front differential with exclusive Smart-Lok™* True 2WD / 4WD with front diff. lock / 4WD TRAIL ACTIV / 4WD TRAIL / 4WD ROCK
	<b>Power Steering</b>	High torque Gen 2 Tri-Mode DPS™	
<b>SUSPENSIONS</b>	<b>Front Suspension</b>	Forged aluminum heavy-duty tall knuckle Double A-arm with sway bar 25 in. (63.5 cm) suspension travel	
	<b>Front Shocks</b>	FOX® 2.5 PODIUM® Piggyback with bypass and Smart-Shox technology featuring Live Valve Gen 3 (Dual Valve compression & rebound)	
	<b>Rear Suspension</b>	4-link trailing arm with forged aluminum heavy-duty tall knuckle 25.5 in. (64.8 cm) suspension travel	4-link trailing arm with forged aluminum heavy-duty tall knuckle 26 in. (66 cm) suspension travel
	<b>Rear Shocks</b>	FOX® 3.0 PODIUM® Piggyback with bypass and Smart-Shox technology featuring Live Valve Gen 3 (Dual Valve compression & rebound)	
<b>TYRES/ WHEELS</b>	<b>Front/Rear Tyres Wheels</b>	ITP XNR Tenacity 32 x 10 x 16 in. 16 in. aluminum flow formed beadlock	XPS Hammer King 35 x 10 x 16 in. 16 in. aluminum flow formed beadlock
<b>BRAKES</b>	<b>Front</b>	32 mm hydraulic triple-piston calipers with a 265 mm disc	
	<b>Rear</b>	30 mm hydraulic twin-piston calipers with a 255 mm disc	32 mm hydraulic twin-piston calipers with a 255 mm disc
<b>DIMENSIONS / CAPACITIES</b>	<b>Estimated Dry Weight</b>	2,284 lb (1,036 kg)	2,472 lb (1,121.3 kg)
	<b>Chassis / Cage</b>	High strength (dual phase) steel tubing and stampings	
	<b>L x W x H</b>	140 x 78.1 x 71.5 in. (355.6 x 198.4 x 181.6 cm)	147.4 x 78.1 x 72.6 in. (374.4 x 198.4 x 184.4 cm)
	<b>Wheelbase</b>	108 in. (274.3 cm)	110 in. (279.4 cm)
	<b>Ground Clearance</b>	17 in. (43.2 cm)	18 in. (45.7 cm)
	<b>Rack Capacity</b>	200 lb (90.7 kg)	
	<b>Storage Capacity</b>	Total: 2.1 gal (7.9 L)	
	<b>Fuel Capacity</b>	13.2 gal (50 L)	
	<b>Person Capacity</b>	2	
<b>FEATURES</b>	<b>Gauge</b>	4.5 in. wide digital display with keypad & 10.25 in. touchscreen display	
	<b>Instrumentation</b>	USB-A (2 charging ports & 1 communication port) DC outlet (10 A)	USB-A (charging port & communication port) DC outlet (10 A)
	<b>Anti-theft System</b>	RF Digitally Encoded Security System (D.E.S.S.™) with Start / Stop button	
	<b>Lighting</b>	Premium high-performance LED headlights Can-Am LED signature lights	Premium high-performance LED headlights Can-Am LED signature lights with start-up animation
	<b>Winch</b>	Winch-ready bumper (4,500 lb / 2,041.2 kg winch not installed)	4,500 lb (2,041.2 kg) winch with synthetic cable and roller fairlead
	<b>Magneto</b>	1,700 W	
	<b>Protection</b>	Full hard roof Premium half doors Front lower deflector Front / rear anchor Full HMWPE skid plate 4 point harnesses with shoulder pads	Full hard roof Premium half doors Front lower deflector Front / rear anchor Full HD HMWPE skid plate Front bumper Front intrusion bar Rock slider (UHMWPE) Rock guard 4 point harnesses with shoulder pads

†Visco-Lok is a trademark of GKN Viscodrive GmbH.

\*Smart-Lok was developed in conjunction with TEAM Industries, a market leader in the drive train industry.

\*\*Smart-Shox was developed in conjunction with Tractive Industries, a market leader in the suspension industry.

\*\*\*1-year BRP limited warranty. B.E.S.T. term available up to 30 months.

			
		<b>MAVERICK R MAX X RS***</b>	<b>MAVERICK R MAX X RC***</b>
<b>COLOUR OPTIONS</b>		Triple Black	Loft Green Satin
<b>ENGINES</b>	<b>Type</b>	999T DCT	999T DCT
		240 hp, Rotax® 999T engine, 999 cc turbocharged triple-cylinder engine, liquid-cooled with integrated intercooler and high-performance air filter	240 hp, Rotax® 999T engine, 999cc turbocharged triple-cylinder engine, liquid-cooled with integrated intercooler and high-performance air filter and launch control
	<b>Fuel Delivery System</b>	Intelligent Throttle Control (ITC™) with Electronic Fuel Injection (EFI)	
	<b>Transmission</b>	Rotax® DCT, 7-speed with High & Extra Low range	
	<b>Drive Train</b>	Lockable front differential with exclusive Smart-Lok™† True 2WD / 4WD with front diff. lock / 4WD TRAIL ACTIV / 4WD TRAIL	Lockable front differential with exclusive Smart-Lok™† True 2WD / 4WD with front diff. lock / 4WD TRAIL ACTIV / 4WD TRAIL / 4WD ROCK
	<b>Power Steering</b>	High torque Gen 2 Tri-Mode DPS™	
<b>SUSPENSIONS</b>	<b>Front Suspension</b>	Forged aluminum heavy-duty tall knuckle Double A-arm with sway bar 24 in. (61 cm) suspension travel	Forged aluminum heavy-duty tall knuckle Double A-arm with sway bar 25 in. (63.5 cm) suspension travel
	<b>Front Shocks</b>	FOX® 2.5 PODIUM® Piggyback with bypass and Smart-Shox technology featuring Live Valve Gen 3 (Dual Valve compression & rebound)	
	<b>Rear Suspension</b>	4-link trailing arm with forged aluminum heavy-duty tall knuckle 24 in. (61 cm) suspension travel	4-link trailing arm with forged aluminum heavy-duty tall knuckle 25 in. (63.5 cm) suspension travel
	<b>Rear Shocks</b>	FOX® 3.0 PODIUM® Piggyback with bypass and Smart-Shox Technology featuring Live Valve Gen 3 (Dual Valve compression & rebound)	
<b>TYRES / WHEELS</b>	<b>Front/Rear Tyres</b>	XPS Trac Force 32 x 10 x 16 in. 16 in. aluminum flow formed beadlock	XPS Hammer King 35 x 10 x 16 in. 16 in. aluminum flow formed beadlock
<b>BRAKES</b>	<b>Front</b>	32 mm hydraulic triple-piston calipers with a 265 mm disc	
	<b>Rear</b>	32 mm hydraulic twin-piston calipers with a 255 mm disc	
<b>DIMENSIONS / CAPACITIES</b>	<b>Estimated Dry Weight</b>	2,668 lb (1,214 kg)	2,828 lb (1,285 kg)
	<b>Chassis / Cage</b>	High strength (dual phase) steel tubing and stampings	
	<b>L x W x H</b>	175 x 78.1 x 69.2 in. (444.5 x 198.4 x 175.8 cm)	180 x 78.1 x 72.6 in. (457.2 x 198.4 x 184.4 cm)
	<b>Wheelbase</b>	142.5 in. (362 cm)	
	<b>Ground Clearance</b>	17 in. (43.2 cm)	18 in. (45.7 cm)
	<b>Rack Capacity</b>	200 lb (90.7 kg)	
	<b>Storage Capacity</b>	Total: 2.1 gal (7.9 L)	
	<b>Fuel Capacity</b>	13.2 gal (50 L)	
	<b>Person Capacity</b>	4	
<b>FEATURES</b>	<b>Gauge</b>	4.5 in. wide digital display with keypad & 10.25 in. touchscreen display	
	<b>Instrumentation</b>	USB-A (2 charging ports & 1 communication port) DC outlet (10 A)	USB-A (charging port & communication port) DC outlet (10 A)
	<b>Anti-theft System</b>	RF Digitally Encoded Security System (D.E.S.S.™) with Start / Stop button	
	<b>Lighting</b>	Premium high-performance LED headlights Can-Am LED signature lights	Premium high-performance LED headlights Can-Am LED signature lights with start-up animation
	<b>Winch</b>	Winch-ready bumper (4,500 lb / 2,041.2 kg winch not installed)	4,500 lb (2,041.2 kg) winch with synthetic cable and roller fairlead
	<b>Magneto</b>	1,700 W	
	<b>Protection</b>	Full hard roof Premium half doors Front lower deflector Front / rear anchor 3/8" full HD HMWPE skid plate Rock guard 4 point harnesses with shoulder pads	Full hard roof Premium half doors Front lower deflector Front / rear anchor Full HD HMWPE skid plate Front bumper Front intrusion bar Rock slider (UHMWPE) Rock guard 4 point harnesses with shoulder pads

†Visco-Lok is a trademark of GKN Viscodrive GmbH.

\*Smart-Lok was developed in conjunction with TEAM Industries, a market leader in the drive train industry.

\*\*Smart-Shox was developed in conjunction with Tractive Industries, a market leader in the suspension industry.

\*\*\*1-year BRP limited warranty. B.E.S.T. term available up to 30 months.

# ROOFS

<b>Sport Roof</b>	Maverick R	<b>715007364</b>
	Maverick R MAX	<b>715008074</b>



- Impact-resistant injected polypropylene.
- Provides excellent protection from the elements and downhill visibility.
- Designed to work with the Cold Air Roof Scoop.
- Windshield compatible.

<b>Cold Air Roof Scoop</b>	Maverick R	<b>715008280</b>
	Maverick R MAX	<b>715008301</b>



- Feeds fresh air to the engine compartment.
- Sleek design for a sleek racing look.
- Increases cold air to the intake to prevent power loss.
- Required when using a full windshield.
- Requires a Sport Roof or Can-Am JL Audio Roof – Level 4.
- Not compatible with the Audio Roof Flip Kit.

# WINDSHIELDS & WIND PROTECTION

## WINDSHIELDS

<b>Powerflip Windshield</b>	Maverick R, Maverick R MAX	<b>715009900</b>
-----------------------------	----------------------------	------------------



- The PowerFlip Windshield is equipped with electric cylinders that allow the rider to adjust the windshield opening at the touch of a button.
- High-impact-resistant Quantum<sup>1</sup> hardcoated polycarbonate full windshield with a rubber seal contour and a tinted top section.
- Allows you to quickly adapt to changing conditions by adjusting the windshield as you go.
- Can be fully opened for optimal visibility and ventilation, fully closed for maximum protection from the elements, or somewhere in between.
- You have an infinite number of opening possibilities depending on your protection, visibility, and airflow preferences.
- Requires a Cold Air Roof Scoop (715008280 or 715008301).
- Needs Accessory Control Module (ACM) (715010097) or Powerflip Windshield Harness (715008854) for installation.
- Not compatible with SMART Integrated LED Roof Light (715007322) and Audio Roof Flip Kit (715008164).

<b>Glass Windshield</b>	Maverick R, Maverick R MAX	<b>715010203</b>
-------------------------	----------------------------	------------------



- Curved and laminated glass full windshield.
- Seals firmly against the cage and protects both the rider and the passenger from the elements.
- Provides maximum optical clarity and abrasion resistance.
- Must be used with the Wiper & Washer Kit for clear visibility during severe riding conditions, including mud riding.
- Use with rear wind protection to maximise passenger comfort.
- Must be used with the Cold Air Roof Scoop (715008280 or 715008301).
- Compatible with the SMART Integrated Roof LED Light.
- Not compatible with the Audio Roof Flip Kit (715008164).

<b>Full Windshield – Hardcoated</b>	Maverick R, Maverick R MAX	<b>715007321</b>
-------------------------------------	----------------------------	------------------



- Highly impact-resistant Quantum<sup>1</sup> hardcoated polycarbonate full windshield.
- Formed polycarbonate construction for enhanced rigidity.
- Provides excellent optical clarity and better abrasion resistance.
- Protects the driver and the passenger from the elements.
- Quick and easy tool-less removal.
- Use with rear wind protection to maximise comfort for the passenger.
- Can be used with the Windshield Wiper & Washer Kit (715007173) (light-duty usage only).
- Compatible with SMART Integrated Roof LED Light.
- Must be used with the Cold Air Roof Scoop (715008280 or 715008301).
- Not compatible with the Audio Roof Flip Kit (715008164).



<b>SMART PowerFlip Intermittent Windshield Wiper &amp; Washer Kit</b>	Maverick R, Maverick R MAX	<b>715008555</b>
---	----------------------------	------------------



- Washer fluid dispenser is perfectly concealed on the vehicle.
- Must be installed with the PowerFlip Windshield (715009900) (sold separately).
- SMART and fixed intermittence wiper speed feature available when the kit is installed in combination with ACM.
- Electric harness required (715008855) to hook up and operate the SMART PowerFlip Intermittent Windshield Wiper & Washer Kit in On / Off functionality when the ACM is not installed (sold separately).

<b>Powerflip Windshield Harness</b>	Maverick R, Maverick R MAX	<b>715008854</b>
-------------------------------------	----------------------------	------------------



- Electric harness required to hook up and operate the Powerflip Windshield (715009900) for On / Off function when ACM is not installed.

<b>SMART Intermittent Wiper &amp; Washer Kit</b>	Maverick R, Maverick R MAX	<b>715007173</b>
--	----------------------------	------------------



- An ideal way to keep your windshield clear in the rain, or while riding through mud and water.
- The wiper mechanism and washer fluid dispenser are perfectly concealed on the vehicle.
- The wiper and washer fluid dispenser installs at the bottom of the windscreen for maximum visibility.
- For use on glass or hardcoated windshields.
- SMART and fixed intermittence wiper speed feature available when the kit is installed in combination with ACM.
- Electric harness required (715008855) to hook up and operate the SMART Intermittent Windshield Wiper & Washer Kit in On / Off functionality when the ACM is not installed (sold separately).

<b>Wiper &amp; Washer Kit Wiring Harness</b>	Maverick R, Maverick R MAX	<b>715008855</b>
--	----------------------------	------------------



- Electric harness required to hook up and operate in On / Off functionality the SMART PowerFlip Intermittent Windshield Wiper & Washer Kit and the SMART Intermittent Windshield Wiper & Washer Kit.

<b>Manual Wiper Kit</b>	Maverick R, Maverick R MAX	<b>715009424</b>
-------------------------	----------------------------	------------------



- Single manual wiper that can be used to clear windshield of debris.
- Easy to install system that requires no electrical hookup.
- Large ergonomic handle provides a good grip over the entire sweeping surface.
- Compatible with glass and hardcoated windshields that use top mounted wipers.

## REAR WIND PROTECTION

<b>Rear Polycarbonate Window</b>	Maverick R, Maverick R MAX	<b>715007315</b>
----------------------------------	----------------------------	------------------




- High impact-resistant polycarbonate window.
- Reduces windshield backdraft and stops dust and rain from entering the cabin for added comfort.
- Quick and easy installation.
- Designed to work with Can-Am's JL Audio Level – 3 and 5 rear speakers, and all roofs.

<b>Rear Wind Screen for Speakers</b>	Maverick R, Maverick R MAX	<b>715009175</b>
--------------------------------------	----------------------------	------------------



- Full rear mesh screen reduces windshield backdraft for added cabin comfort.
- Installs quickly and easily on roll cage.
- Holes allowing the clearance of audio surround speakers.

<b>Rear Wind Screen</b>	Maverick R, Maverick R MAX	<b>715007317</b>
-------------------------	----------------------------	------------------



- Full rear mesh screen reduces windshield backdraft for added cabin comfort.
- Installs quickly and easily on roll cage.
- Not compatible with Can-Am JL Audio System – Level 3 (715007954) and Level 5 (715007957).

# MIRRORS

## Aluminum Side Mirrors

Maverick R, Maverick R MAX

**715007363**



- Sleek design.
- High-quality black moulded aluminum for extreme durability.
- The convex surface provides a wider field of view and better visibility around the unit.
- Can be installed at any height on the cage A-pillar for optimised rider vision.
- Possibility to install the Integrated LED Side Mirror Lights (715007185).
- Adjustable ball-joint mirrors.
- Possibility to fold down the mirrors (fold-away mechanism).
- Compatible with windshields and upper door net.
- Sold in pairs.

## Side Mirrors

Maverick R, Maverick R MAX

**715007188**



- Sleek design.
- High-impact resistant plastic mirrors.
- The convex surface provides a wider field of view and better visibility around the unit. Can be installed at any height on the cage A-pillar for optimised rider vision.
- Adjustable ball-joint mirrors.
- Possibility to fold down the mirrors (fold-away mechanism).
- Compatible with windshields and upper door net.
- Sold in pairs.

## Rear View Mirror and Camera Monitor

Maverick R, Maverick R MAX

**715009410**



- Fully waterproof rearview mirror and monitor kit.
- See exactly what you need to see with the multiple camera feeds from the rear view camera.
- This unit replaces the stock rearview mirror (the screen is integrated in the unit's replacement rearview mirror).
- The camera uses infrared light for night vision capabilities.

# DOORS

## NEW Soft Upper Door Panels

Maverick R

**715007432** • 2 doors

Maverick R MAX

**715007894** • 4 doors



- Weather-resistant panels reinforced with aluminum frame offer good protection from the elements.
- This extension is an excellent addition to the half-door, providing full coverage.
- Made of heavy-duty UV-resistant solution-dyed polyester canvas for excellent resistance to tear and abrasion.
- Zip-down windows made of clear vinyl for added ventilation with heavy duty zippers.
- Ensures high sealing edge performance.
- Easy to use, it follows the door's movements, facilitating ingress and egress.

## Upper Wind Nets

Maverick R

**715007376**


Maverick R MAX

**715007962** **NEW**



- Complete mesh screen net with a steel frame attaches to the doors of the vehicle for added protection from the wind and mud.
- Easy to use, it follows the door's movements, facilitating ingress and egress.
- Net zips up and down for added ventilation when required.
- The nets can be rolled down and attached with a strap to hold it in position.

# HMWPE SKID PLATES



Our plastic plates glide smoothly and silently over obstacles, offering great protection in rough terrain. Made of abrasion-resistant thermoformed 3/8" (10 mm) thick High Molecular Weight Polyethylene (HMWPE).

- Lighter than aluminum.
- Superior stress crack resistance.
- High-impact strength.

MAVERICK R

MAVERICK R  
MAX

HMWPE SKID PLATE PROTECTION KIT		
	715007373	-
INDIVIDUAL HMWPE SKID PLATES		
1 HMWPE Front A-Arm and Trailing Arm Protectors	715007183	715007183
2 HMWPE Front Skid Plate	715007313	715007313
3 HMWPE Underbelly Plate	715007314	-
4 HMWPE Front (Nose) Skid Plate	715010009	715010009

# BUMPERS & PROTECTION

## BUMPERS

### NEW Front Bumper X rc

Maverick R, Maverick R MAX

■ **715010008** • Black



- Sleek and rugged design.
- Provides added protection without sacrificing the agility and performance of the vehicle.
- Made of heavy-duty steel tubing to protect the front of the unit.
- Inside and outside anti-corrosion coating with durable powder coat finish.
- Combine with the Rock Sliders and Rear Bumper for ultimate protection.
- Requires Front Bumper X rc Light Support (715010532) installation of lights.
- Winch compatible.

### Trail Front Bumpers

Maverick R, Maverick R MAX

■ **715010071** • Black  
 ■ **715010072** • Yellow  
 ■ **715009925** • Legion Red



- Can-Am's largest front bumper protects the headlights and radiator area of the unit.
- Added heavy-duty protection in extreme driving conditions.
- Made of 1.5" (3.8 cm) diameter steel tubing.
- Anti-corrosion coating with durable powder coat finish.
- Combine with the Rock Sliders and Rear Bumper for ultimate protection.
- Features integrated mounting points for lights.
- Winch compatible.

### Desert Front Bumpers

Maverick R, Maverick R MAX

■ **715007311** • Black  
 ■ **715007691** • Yellow  
 ■ **715009926** • Legion Red



- Sleek and rugged design.
- Provides added protection without sacrificing the agility and performance of the vehicle.
- Made of heavy-duty steel profiled tubing to protect the front of the unit.
- Inside and outside anti-corrosion coating with durable powder coat finish.
- Combine with the Rock Sliders and Rear Bumper for ultimate protection.
- Features integrated mounting points for lights.
- Winch compatible.

### Dune Front Bumpers

Maverick R, Maverick R MAX

■ **715007169** • Black  
 ■ **715007305** • Raw Metal



- Highly integrated bumper that creates a more pronounced attack angle and provides added protection to the vehicle.
- Allows for better ground clearance.
- The sleek design gives the unit a sportier look.
- Made of heavy-duty steel with a 1/8" (3 mm) aluminum plate.
- Inside and outside anti-corrosion coating with durable powder coat finish.
- Features an integrated Tow Hook.
- Not winch compatible.

### Desert Rear Bumpers

Maverick R, Maverick R MAX

■ **715007172** • Black  
 ■ **715007694** • Yellow  
 ■ **715009924** • Legion Red




- Rugged design.
- Provides added protection to the rear of the unit without sacrificing the agility and performance of the vehicle.
- Gives riders extra grip on the bumper and improves accessibility to rear cargo.
- Made of heavy-duty steel profiled tubing.
- Inside and outside anti-corrosion coating with durable powder coat finish.
- Combine with the Rock Sliders and Front Bumper for ultimate protection.



## ROCK SLIDERS

	Maverick R	■ <b>715007170</b> • Black ■ <b>715007693</b> • Yellow ■ <b>715009923</b> • Legion Red
Rock Sliders	Maverick R MAX	■ <b>715007922</b> • Black ■ <b>715007923</b> • Yellow ■ <b>715009922</b> • Legion Red



- Protect the vehicle's sides against obstacles.
- With added grip on top to improve accessibility of the roof cargo.
- Made of unique heavy-duty steel profiled tubing.
- Inside and outside anti-corrosion coating with durable powder coat finish.
- Combine with the Front and Rear Bumpers for ultimate protection.
- Sold in pairs.

HMW-HDPE Rock Sliders	Maverick R	<b>715008142</b>
-----------------------	------------	------------------



- The sleek design gives the vehicle a sportier look.
- Tight integration with the unit's body to provide maximum obstacle clearance and outstanding protection.
- Made of combination of HMWPE and HDPE for extra durability.
- Add the Dune Front Bumper for ultimate protection and integrated lights for optimal visibility.
- Sold in pairs.

## INTRUSION BAR

Front Intrusion Bar	Maverick R, Maverick R MAX	■ <b>715007312</b> • Black
---------------------	----------------------------	----------------------------



- The steel intrusion bar matches the vehicle's styling and enhances its visual impact.
- The tube's design doesn't obstruct the rider's line of sight and reduces blind spots for increased visibility.
- Inside and outside anti-corrosion coating with durable powder coat finish.
- Compatible with the 40" (102 cm) Baja Designs OnX6 Arc LED Light Bar (710006818) and SMART Integrated LED Roof Light (715007322).
- Compatible with all windshields.

# LINQ: EASY ON, EASY OFF CARGO



## MAVERICK R'S LINQ ACCESSORIES

### MOUNTING LOCATION AND REQUIREMENTS

<ul style="list-style-type: none"><li>• No tools needed: Quickly install and remove accessories by hand</li><li>• Equip your Can-Am for specialised tasks in no time</li><li>• Sturdy mounting system that holds up to the roughest terrain</li></ul>	Standard Cargo Bed		LinQ® Pivoting Rack 715009465	Adventure Roof Rack 715007186
<b>LinQ ACCESSORIES WITH 16" BASE</b> <ul style="list-style-type: none"><li>• LinQ anchors mounted 16 inches apart, centre-to-centre.</li><li>• Lower loading capacity than the LinQ with 36" base accessories.</li><li>• Can be used on Can-Am ATV and SxS vehicles, Can-Am Spyder and Ryker vehicles, Sea-Doo watercraft and Ski-Doo snowmobiles.</li></ul>				
<b>NEW LinQ Rigid Cooler 4.7 US Gal (18 L)</b> 715010491	Central position: No further requirements  Other positions: LinQ Base Installation Kit 715008125 (1 set needed/accessory)	LinQ Base Installation Kit 715008125 (1 set needed/accessory)	LinQ Base Installation Kit 715008125 (1 set needed/accessory)	
<b>NEW LinQ Cooler 5.3 US Gal (20 L)</b> 295101257 • Grey				
<b>LinQ 11.4 US Gal (43 L) Cooler</b> 715007825 • Black 715009276 • Grey	Central position: No further requirements	No compatibility	No compatibility	
<b>LinQ 4.2 Gal Cooler</b> 295100698 • White 219400964 • Black	Central position: No further requirements (fit on stock mounted LinQ anchors)  Other positions: LinQ Base Installation Kit 715008125 (1 set needed/accessory)	LinQ Base Installation Kit 715008125 (1 set needed/accessory)	LinQ Base Installation Kit 715008125 (1 set needed/accessory)	
<b>LinQ Tool Kit</b> 715006829				
<b>LinQ Tool Box</b> 715008111				
<b>LinQ SR 5.5 Gal (21 L) Bag</b> 860202449				
<b>LinQ 4.5 Gal (17 L) Sport Bag</b> 860202447				
<b>LinQ Modular Box</b> 715005494 • (10 L) 715007112 • (20 L) 715006830 • (30 L)				
<b>LinQ Roll-Top Bag</b> 715008110				
<b>LinQ 26 US Gal (100 L) Explorer Bag</b> 295101016				
<b>LinQ 5.3 US Gal (20 L) Semi-Rigid Cooler</b> 295101252				
<b>LinQ ACCESSORIES WITH 36" BASE</b> <ul style="list-style-type: none"><li>• Mount on LinQ racks often used by Can-Am ORV vehicles.</li><li>• Higher loading capacity than the LinQ with 16" base accessories.</li><li>• Usage is limited to Can-Am ORV vehicles.</li></ul>				
<b>LinQ Trunk Box (87 L) – G3L</b> 715009312	No further requirements (fit on stock mounted LinQ anchors)	LinQ Base Installation Kit 715008125 (2 sets needed/accessory)	LinQ Base Installation Kit 715008125 (2 sets needed/accessory)	
<b>LinQ Cargo Box (53 L)</b> 715006997				
<b>LinQ Low Profile Box (63 L)</b> 715007827				
<b>LinQ Cargo Basket (90 L)</b> 715005274				
<b>LinQ 9.2 Gal (35 L) Cooler</b> 715006998				
<b>LinQ CARGO ACCESSORIES</b>				
<b>LinQ Trunk Box (96 L)</b> 715007182	No further requirements (fit on stock mounted LinQ anchors)	No compatibility	No compatibility	
<b>LinQ Side Cargo Boxes (13.5 L)</b> 715007372				
<b>LinQ HOLDERS</b>				
<b>LinQ Gear Grips</b> 715005340	No further requirements	LinQ Base Installation Kit 715008125 (1 set needed)	Side wall installation LinQ Adapters 715003058	
<b>LinQ Tool Holder</b> 715007358				

The LinQ system is BRP's game-changing, tool-free cargo solution. Snap gear on or off in seconds. No fuss, no rattle, just rock-solid mounting on any terrain.

# LINQ SYSTEM ADVANTAGE

## ORIGINAL LinQ SYSTEM

Handles medium- to large-sized gear with two anchor setups: the 16" base for standard accessories and the 36" base for racks and serious payloads.

## LinQ LITE

Made for smaller items, lightweight gear you can hang from rails or vertical mounts.



## LinQ ACCESSORIES WITH 16" BASE

### NEW LinQ Rigid Cooler 4.7 US Gal (18 L)

Maverick R, Maverick R MAX

■ 715010491 • Black



- Versatile LinQ 16" configuration fits many vehicles.
- Durable rotomoulded rigid construction.
- Moulded-in handles for quick installation and removal.
- High quality insulation for optimal ice retention.
- Sealed lid for airtight, weather-tight closure.

- Ergonomic and secure latch system offers excellent sealing.
- 4.7 US gal (18 L) capacity.
- See table for installation location and requirements.
- Exterior Dimensions: 21" L x 12" W x 15" H.

### NEW LinQ Cooler 5.3 US Gal (20 L)

Maverick R, Maverick R MAX

■ 295101257 • Grey



- LinQ-mounted for fast, easy, and secure storage.
- Locks in place with just a quarter turn.
- High-quality insulation for optimal ice retention.
- Keeps ice cold for 5 days.
- Rotomoulded construction for exceptional rigidity and durability.
- Sealed lid for airtight, weather-tight closure.
- Rigid handles make transportation easy.
- Horizontal locking handles allow for installation of LinQ Lite accessories.

- Holds thirty-four 355 ml cans.
- 5.3 US gal (20 L) capacity.
- Exterior dimensions: 21" L x 15" W x 14" H.
- Interior dimensions: 15" L x 10" W x 9" H.
- LinQ Base Installation Kit (715008125) is required for installation.
- See table for installation location and requirements.

### NEW LinQ 5.3 US Gal (20 L) Semi-Rigid Cooler

Maverick R, Maverick R MAX

295101252





- 5.3 US gal (20 L) of insulated, water-resistant capacity.
- Quick, easy, and secure LinQ system installation.
- Attaches with one set of LinQ fasteners.
- Single-day-use soft cooler.
- Mesh pocket on top of the lid.
- Zippered pocket under the lid for quick and easy access.

- Removable interior for easy cleaning.
- Carry handles for easy transport.
- Can contain twelve 355 ml cans.
- Dimensions: 19" L x 13" W x 10" H.
- See table for installation location and requirements.


LinQ 11.4 US Gal (43 L) Cooler	Maverick R, Maverick R MAX	<div> <div>■ 715007825 • Black</div> <div>■ 715009276 • Grey</div> </div>
	<ul style="list-style-type: none"> <li>• Versatile LinQ 16" configuration fits many vehicles.</li> <li>• High quality injection-moulded impact resistant polypropylene outer shell for exceptional durability.</li> <li>• High quality insulation for optimal ice retention.</li> <li>• Thicker insulation on bottom to isolate vehicle heat.</li> <li>• 11.4 US gal (43 L) capacity.</li> <li>• LinQ-mounted for fast, easy, secure storage.</li> <li>• Locks in place with only a quarter turn.</li> <li>• Rigid handles make transportation easy.</li> </ul>	<ul style="list-style-type: none"> <li>• Horizontal locking handles allow installation of LinQ Lite accessories.</li> <li>• Dry-basket included to protect items.</li> <li>• Drain plug at the bottom to evacuate water.</li> <li>• New ergonomic and secure latch system offers excellent sealing.</li> <li>• Possibility to lock the cooler with a padlock.</li> <li>• See table for installation location and requirements.</li> <li>• Exterior Dimensions: 77" L x 40" W x 46" H.</li> </ul>
LinQ Modular Box	Maverick R, Maverick R MAX	<div>715005494 • (10 L)</div> <div>715007112 • (20 L)</div> <div>715006830 • (30 L)</div>
	<ul style="list-style-type: none"> <li>• Allows stacking of other modular boxes to always have the right gear accessible.</li> <li>• Always have the right box size to fit everything.</li> <li>• Can be installed on any LinQ base with a 16" width.</li> <li>• See table for installation location and requirements.</li> </ul>	
Thermal Insert for LinQ Modular Box (10 L)	Maverick R, Maverick R MAX	219401110
	<ul style="list-style-type: none"> <li>• Insulated liner.</li> <li>• Fits very well in the LinQ Modular Box (10 L).</li> <li>• Can contain seven 355 ml cans.</li> <li>• Keeps ice cold for one day.</li> <li>• Interior dimensions: 9" L x 17" W x 2½" H.</li> </ul>	
LinQ Tool Box	Maverick R, Maverick R MAX	715008111
	<ul style="list-style-type: none"> <li>• High precision injected HDPE construction provides rigidity and durability.</li> <li>• 5 gal (19 L) maximum capacity.</li> <li>• Weather-resistant, sealed, and lockable cover.</li> <li>• Easy one-second On / Off tool-less system.</li> <li>• All the benefits of LinQ - simple, fast, and secure.</li> <li>• See table for installation location and requirements.</li> </ul>	
LinQ Tool Kit	Maverick R, Maverick R MAX	715006829
	<ul style="list-style-type: none"> <li>• Includes: <ul style="list-style-type: none"> <li>- Cutter pliers</li> <li>- Long-nose pliers</li> <li>- Locking pliers</li> <li>- Ratchet wrench ¾" drive</li> <li>- 6" ratchet extension</li> <li>- Integrated CVT belt storage location (belt not included)</li> </ul> </li> </ul>	<ul style="list-style-type: none"> <li>- Long-socket 19 mm ¾" drive – 6 pts</li> <li>- Socket 18 mm ¾" drive</li> <li>- Long-socket 17 mm ¾" drive – 6 pts</li> <li>- Socket 15 mm ¾" drive</li> <li>- Socket 13 mm ¾" drive</li> <li>- Socket 10 mm ¾" drive</li> <li>- Socket 8 mm ¾" drive</li> <li>- Socket Torx T40 ¾" drive</li> <li>- Socket Torx T30 ¾" drive</li> <li>- Socket Torx T20 ¾" drive</li> <li>- Breaker bar ¾" drive</li> <li>• Combination Wrench set: <ul style="list-style-type: none"> <li>- Wrench 19 mm</li> <li>- Wrench 18 mm</li> <li>- Wrench 15 mm</li> </ul> </li> <li>- Wrench 13 mm</li> <li>- Wrench 10 mm</li> <li>- Wrench 8 mm</li> <li>• See table for installation location and requirements.</li> </ul>
LinQ 4.5 Gal (17 L) Sport Bag	Maverick R, Maverick R MAX	860202447
	<ul style="list-style-type: none"> <li>• All the benefits of LinQ - simple, fast, and secure.</li> <li>• 17 liter (4.5 US gallon) capacity.</li> <li>• Thermoformed bag base in HDPE (High Density Polyethylene) providing rigidity and durability.</li> <li>• Rigid bottom, semi-rigid top.</li> </ul>	<ul style="list-style-type: none"> <li>• Easy one-second On / Off tool-less system.</li> <li>• See table for installation location and requirements.</li> </ul>
LinQ SR 5.5 Gal (21 L) Bag	Maverick R, Maverick R MAX	860202449
	<ul style="list-style-type: none"> <li>• All the benefits of LinQ - simple, fast, and secure.</li> <li>• Semi-rigid expandable bag.</li> <li>• 5.5 gal (21 L) capacity.</li> <li>• Utilises LinQ mounting system (Patent US 8777531 and US 8875830).</li> </ul>	<ul style="list-style-type: none"> <li>• Easy one-second On / Off tool-less system.</li> <li>• See table for installation location and requirements.</li> </ul>





LinQ Roll-Top Bag	Maverick R, Maverick R MAX	715008110
	<ul style="list-style-type: none"> <li>Fully waterproof roll-top dry bag will securely store and confine your equipment.</li> <li>LinQ mounted using heavy-duty rigid plastic base.</li> <li>High capacity storage solution (40 L).</li> <li>Bottom foam liner for additional equipment protection.</li> </ul>	<ul style="list-style-type: none"> <li>Integrated handle for easy transportation On / Off the vehicle.</li> <li>Dimensions: 14" L x 19" W x adjustable H.</li> <li>See table for installation location and requirements.</li> </ul>


LinQ Explorer Bag	Maverick R, Maverick R MAX	295101016
	<ul style="list-style-type: none"> <li>26 gal (98 L) of watertight storage.</li> <li>Installs in seconds with tool-less LinQ accessory system.</li> <li>Dedicated essentials compartment for registration, license, insurance and more.</li> <li>Exclusive D.E.S.S.™ key storage.</li> <li>External quick-access pocket for small items like keys and wallets.</li> </ul>	<ul style="list-style-type: none"> <li>Turns into a backpack when you get off your machine.</li> <li>Collapsible if not fully packed with straps on both sides.</li> <li>Dimensions: 26" L x 18" W x 14" H.</li> </ul>


## LinQ ACCESSORIES WITH 36" BASE

LinQ Trunk Box (87 L) – G3L	Maverick R, Maverick R MAX	715009312
	<ul style="list-style-type: none"> <li>Weatherproof polyethylene rear cargo box compatible on the rear rack.</li> <li>Storage capacity of 23 gal (87 L).</li> <li>Optimised shape of the cargo box base to fit the G3L rear rack perfectly.</li> <li>Lockable with a lock on the front of the box (2 keys included).</li> </ul>	<ul style="list-style-type: none"> <li>Easy to install, easy to remove using the LinQ system.</li> <li>Installation in LinQ 36" configuration.</li> <li>Requires the installation of the Stopper Kit 715008895 included with the accessory.</li> <li>See table for installation location and requirements.</li> </ul>

LinQ 9.2 Gal (35 L) Cooler	Maverick R, Maverick R MAX	715006998
	<ul style="list-style-type: none"> <li>LinQ-mounted for efficient and secure storage, locked in place with only a quarter turn.</li> <li>Easy to install, easy to remove using the LinQ system.</li> <li>Installation in LinQ 36" configuration.</li> <li>Made of polyethylene for exceptional rigidity and durability.</li> <li>Storage capacity of 35 L.</li> <li>Lock the cooler on the vehicle using the LinQ Lock (860201968).</li> <li>Premium-quality foam insulation for optimal ice retention.</li> </ul>	<ul style="list-style-type: none"> <li>Option to add a 5-slot LinQ Lite Rail on the side and at the rear of the cooler.</li> <li>A dry basket is included to protect your food from water.</li> <li>Drain plug at the bottom to get rid of excess water.</li> <li>The new ergonomic and resistant latch system ensures the top is tightly sealed.</li> <li>Innovative way to hold 12 cans (355 ml).</li> <li>Moulded-in handles for quick installation and removal.</li> <li>See table for installation location and requirements.</li> </ul>

LinQ Cargo Box (53 L)	Maverick R, Maverick R MAX	715006997
	<ul style="list-style-type: none"> <li>Made of polyethylene.</li> <li>Storage capacity of 14 gal (53 L).</li> <li>Easy to install and remove with the LinQ system.</li> <li>New ergonomic and resistant latch system offers excellent sealing.</li> <li>Possibility to install LinQ 16" accessories on the cover and increase the cargo capacity.</li> </ul>	<ul style="list-style-type: none"> <li>Ability to install Tool Holders (715008896) on the box.</li> <li>Lockable with a lock on the front of the box (2 keys included).</li> <li>See table for installation location and requirements.</li> </ul>

LinQ Low Profile Box (63 L)	Maverick R, Maverick R MAX	715007827
	<ul style="list-style-type: none"> <li>Made of impact-resistant injected polypropylene and weatherproof, this box has a storage capacity of 16.5 Gal (63 L).</li> <li>LinQ-mounted for efficient and secure storage, it is locked in place with only a quarter turn. Easy to install, easy to remove using the LinQ system.</li> <li>Can be installed in several 16" configurations, or in a 36" configuration.</li> <li>LinQ 16" accessories can be installed on the cover to increase cargo capacity.</li> </ul>	<ul style="list-style-type: none"> <li>Easily carried with the rigid handle. The anti-vibration system prevents the handle from moving while riding.</li> <li>Support feet at hinge level so the box can stand on its own.</li> <li>The compact design allows for maximum rear field of vision.</li> <li>Features a lock on the front of the box (two keys included).</li> <li>See table for installation location and requirements.</li> </ul>

LinQ Cargo Basket (87 L)	Maverick R, Maverick R MAX	715005274
	<ul style="list-style-type: none"> <li>Made of polyethylene.</li> <li>Storage capacity of 23 gal (87 L).</li> <li>Easy to install and remove with the LinQ system.</li> <li>Can already be installed on your vehicle thanks to the stock mounted LinQ anchor.</li> <li>6 handles on the contour to easily install bungee cords.</li> <li>Ability to install Tool Holders (715008896) on the basket.</li> <li>See table for installation location and requirements.</li> </ul>	

## LinQ CARGO ACCESSORIES

### LinQ Trunk Box (96 L)

Maverick R, Maverick R MAX

715007182



- Weatherproof box made of impact-resistant injected polypropylene reinforced with glass fibre.
- Features a maximum storage capacity of 25.4 Gal (96 L) and 33 lb (15 kg).
- Easy to install, easy to remove with the LinQ system.
- Can already be installed on your vehicle thanks to the stock mounted LinQ anchor.
- Ability to install in conjunction with the LinQ Side Cargo Boxes (13.5 L) for a complete cargo solution.
- Not compatible with LinQ Pivoting Rack (715009465) and Adventure Roof Rack (715007186).
- See table for installation location and requirements.

### LinQ Side Cargo Boxes (13.5 L)

Maverick R, Maverick R MAX

715007372



- Weatherproof box made of impact-resistant injected polypropylene reinforced with glass fibre.
- Features a maximum storage capacity of 3.6 gal (13.5 L) each and 11 lb (5 kg).
- Easy to install, easy to remove thanks to the LinQ system.
- Possibility of installing up to two LinQ 16" accessories between the LinQ Side Cargo Boxes (13.5 L).
- Ability to install in conjunction with the LinQ Trunk Box (96 L) for a complete cargo solution.
- Not compatible with LinQ Pivoting Rack (715009465) and Adventure Roof Rack (715007186).
- See table for installation location and requirements.

## LinQ HOLDERS

### NEW LinQ Lite Action Camera Holder

Maverick R, Maverick R MAX

295101139



- LinQ Lite attachment system for cameras.
- Provides great vantage points to capture photos and videos.
- Offers 360°-angle positioning for perfect filming and taking photos.
- Designed to hold devices securely.
- Fast, easy attachment and removal.

### NEW LinQ Lite Device Holder

Maverick R, Maverick R MAX

715009201



- Made with strong magnets that you can trust while riding through rough terrain.
- Includes everything needed for installation on your favorite electronic devices: 2 pre-assembled Can-Am plates with 3M multi-surface adhesive.
- 360° adjustment for an improved driving experience and immersion.
- Secure LinQ Lite attachment allows you to install/remove the holder in seconds.
- Robust plastic and aluminum construction allows for the right fit and easy installation.
- Compatible with the Cellphone Holder (715008786).
- To keep a good vision while driving, we recommend using this device for smartphones only.

### LinQ Tool Holder

Maverick R, Maverick R MAX

715007358



- Ultra-versatile tool holder.
- Convenient swivel-latch allows tools to be stored in any orientation.
- Sold in pairs.

### LinQ Gear Grips

Maverick R, Maverick R MAX

715005340



- Durable and flexible grips provide a custom fit for a variety of items from 1" to 4" (2.5 cm to 10 cm) in diameter.
- Heavy-duty design for carrying bows, fishing poles, rakes, farm tools, and more.
- Quick-release button opens grip quickly for easy access to gear.
- Heavy-duty base system built for the toughest adventures.
- Make transporting your tools a snap by combining the LinQ Gear Grips with the LinQ system.
- 360° orientation.
- Sold in pairs.

## LinQ MOUNTING




### LinQ Adapter

Maverick R, Maverick R MAX

715003058





- Sold in pack of 4.
- Allows the installation of the LinQ Tool Holder on the Adventure Roof Rack.


<b>LinQ Base Installation Kit</b>	Maverick R, Maverick R MAX	<b>715008125</b>
	<ul style="list-style-type: none"> <li>• Unique mounting fastener usable on any LinQ system accessory.</li> <li>• Included: 2 cargo LinQ bases and hardware.</li> </ul>	
<b>LinQ Lock</b>	Maverick R, Maverick R MAX	<b>860201968</b>
	<ul style="list-style-type: none"> <li>• Simple way to securely lock most LinQ accessories.</li> <li>• Lock cover protects lock from the elements.</li> <li>• Corrosion resistant.</li> <li>• Pack of 1, includes 2 keys.</li> <li>• Not compatible with LinQ 4.2 US Gal (16 L) Cooler, LinQ Tool Box, LinQ Tool Holder, or LinQ Gear Grips.</li> </ul>	
<b>Spare Tyre Ratchet Tie-Downs</b>	Maverick R, Maverick R MAX	<b>280000955</b>
	<ul style="list-style-type: none"> <li>• 3-way ratcheting tie-down strap with loop ends.</li> <li>• Designed to securely hold spare tyres on accessories equipped with integrated spare tyre attachment points.</li> <li>• Adjustable to accommodate most common UTV tyre sizes.</li> <li>• Ratchet and junction ring made of durable zinc-plated steel.</li> <li>• Required for spare tyre attachment on Adventure Roof Rack.</li> </ul>	

# RACKS & STORAGE

## RACKS

<b>LinQ Pivoting Rack</b>	Maverick R, Maverick R MAX	<b>715009465</b>
	<ul style="list-style-type: none"> <li>• Strong and durable, the LinQ Pivoting Rack helps keep cargo securely in place.</li> <li>• Anti-corrosion coating with durable powder coat finish.</li> <li>• Gas cylinder pivot action, locks in the open position.</li> <li>• Possibility of installing up to three LinQ 16" accessories on top of the rack.</li> </ul>	
	<ul style="list-style-type: none"> <li>• Compatible with LinQ accessories for installation under the rack.</li> <li>• Features anchor points for the spare-tyre attachment.</li> <li>• Spare Tyre Tie-Downs sold separately.</li> </ul>	
<b>Adventure Roof Rack</b>	Maverick R	<b>715007186</b>
	Maverick R MAX	<b>715008073</b>
	<ul style="list-style-type: none"> <li>• The ideal cargo solution. Pack all the gear you need to take on any off-road experience.</li> <li>• Built using lightweight 1.25" (3.2 cm) diameter steel tubing.</li> <li>• Supports loads of up to 75 lb (34 kg).</li> <li>• This roof rack features a height adjustment setting to precisely accommodate a stock roof or a roof with Cold Air Roof Scoop.</li> </ul>	
	<ul style="list-style-type: none"> <li>• Integrated mounting points for lights.</li> <li>• Features anchor points for a spare tyre attachment.</li> <li>• Can be completed with LinQ Adapter (715003058) on the side.</li> <li>• The Spare Tyre Tie-Downs sold separately.</li> <li>• Sport Roof (715008074) is required for installation on Maverick R MAX.</li> </ul>	

## STORAGE

<b>Centre Console Bag</b>	Maverick R MAX	<b>715007895</b>
	<ul style="list-style-type: none"> <li>• These weather-resistant bags hold your gear safely and securely while you ride.</li> <li>• Extra storage solution for front and rear passenger.</li> <li>• Accessible from front and rear seating position.</li> <li>• Attach the bag between the seats to maximise unused space and increase the vehicle's cargo capacity.</li> </ul>	
	<ul style="list-style-type: none"> <li>• Volume 23 L.</li> <li>• Dedicated pocket for goggles.</li> <li>• Detachable side pouches for additional storage/garbage.</li> <li>• Clear side pockets for cellphones.</li> </ul>	

<b>Shoulder Storage Bag</b>	Maverick R, Maverick R MAX	<b>715007371</b>
	<ul style="list-style-type: none"> <li>This weather-resistant bag holds your gear safely and securely while you ride.</li> <li>Attach the bag between the seats to maximise unused space and increase the vehicle's cargo capacity.</li> <li>This bag has a 1.5 gal (6 L) capacity and is equipped with outer netting compartments and a flexible inner net to hold items in place.</li> </ul>	<ul style="list-style-type: none"> <li>The thermoformed base creates a semi-rigid structure to ease installation.</li> <li>Its soft construction makes the bag flexible enough to fit odd-shaped loads.</li> </ul>
<b>Overhead Storage Bag</b>	Maverick R, Maverick R MAX	<b>715007379</b>
	<ul style="list-style-type: none"> <li>This weather-resistant bag holds your gear safely and securely while you ride.</li> <li>Makes smart use of the overhead space and increases the vehicle's cargo capacity by 2.3 gal (9 L).</li> <li>The thermoformed base attaches to the roof for easy bag installation and the soft construction makes the bag flexible enough to fit oddly shaped loads.</li> </ul>	<ul style="list-style-type: none"> <li>Features a hanging function for easier access to the items in the bag and an integrated net for even more storage space.</li> <li>Contains two sections: a fixed bag and a detachable bag that can be carried.</li> <li>Easily access your smartphone using the touchscreen-compatible clear front pocket.</li> </ul>
<b>Rear Upper Door Storage Bags</b>	Maverick R MAX	<b>715007893</b>
	<ul style="list-style-type: none"> <li>Weather-resistant bags hold your gear safely and securely while you ride.</li> <li>Door bags fit in the upper door opening to increase your vehicle's cargo space.</li> <li>Each bag is designed as a 1.3 gal (5 L) capacity pocket and is equipped with inner netting compartments.</li> </ul>	<ul style="list-style-type: none"> <li>Thermoformed base attaches to the doors, allowing the bags to be installed.</li> <li>Its soft construction makes the bag flexible enough to fit odd-shaped loads.</li> <li>Added elbow cushions for extra comfort.</li> <li>Sold in pairs.</li> </ul>
<b>Upper Door Storage Bags</b>	Maverick R, Maverick R MAX	<b>715008065</b>
	<ul style="list-style-type: none"> <li>These weather-resistant bags hold your gear safely and securely while you ride.</li> <li>The door bags fit in the upper door opening to increase your vehicle's cargo space.</li> <li>Each bag is designed as a 1.3 gal (5 L) capacity pocket and is equipped with inner netting compartments.</li> </ul>	<ul style="list-style-type: none"> <li>The thermoformed base attaches to the doors, allowing the bags to be installed.</li> <li>Its soft construction makes the bag flexible enough to fit odd-shaped loads.</li> <li>Added elbow cushions for extra comfort.</li> <li>Sold in pairs.</li> </ul>
<b>Lower Door Storage Bags</b>	Maverick R, Maverick R MAX	<b>715007324</b>
	<ul style="list-style-type: none"> <li>These weather-resistant bags hold your gear safely and securely while you ride.</li> <li>The door bags fit in the lower door opening to increase the vehicle's cargo space.</li> <li>Each bag is designed as a 1.3 gal (5 L) capacity pocket and equipped with inner netting compartments.</li> <li>The thermoformed base attaches to the doors, allowing the bags to be installed.</li> </ul>	<ul style="list-style-type: none"> <li>Its soft construction makes the bag flexible enough to fit odd-shaped loads.</li> <li>Added cushions for extra comfort.</li> <li>Sold in pairs.</li> <li>Not compatible with Door Speakers (Level 5 Audio System).</li> </ul>
<b>Passenger Storage Seat Bag</b>	Maverick R, Maverick R MAX	<b>715008080</b>
	<ul style="list-style-type: none"> <li>This weather-resistant bag holds your gear safely and securely while you ride.</li> <li>Bag settling on the passenger's seat to increase the vehicle's cargo capacity.</li> <li>This bag features a 14.5 gal (55 L) storage capacity and is divided into two compartments.</li> <li>The top compartment is insulated to keep your beverages cold and includes two cup holders.</li> </ul>	<ul style="list-style-type: none"> <li>Additional pocket inside for additional storage, such as a cell phone.</li> <li>The bottom compartment is accessible from both sides and serves as a large pocket for storing various items.</li> <li>The detachable pocket at the front of the bag can be used as a garbage bag.</li> </ul>
<b>Back Panel Storage Net</b>	Maverick R, Maverick R MAX	<b>715008312</b>
	<ul style="list-style-type: none"> <li>Storage net behind the passenger's seat for more storage.</li> </ul>	
<b>Bed Side Doors</b>	Maverick R, Maverick R MAX	<b>715009154</b>
	<ul style="list-style-type: none"> <li>Creates a storage solution out of the rear bed cavities of the unit.</li> <li>Perfect for housing trail and safety items that remain on the vehicle.</li> <li>Includes two Bed Side Doors, one for each side.</li> </ul>	





# SMART ACCESSORIES

Powered by the ACM, SMART Accessories respond automatically to speed, steering, and other sensor data, adjusting light output, behavior, and function in real time.

## A RESPONSE SYSTEM THAT TAKES TECH TO THE NEXT LEVEL.

### ACM

This is the brain of the SMART Ecosystem. It reads multiple sensors on the vehicle and translates the reading into actions for the accessories.



### 10.25" TOUCHSCREEN DISPLAY

When your vehicle is equipped with the 10.25" touchscreen display, it allows you to control up to 19 accessories at the same time.



### SMART CONTROL CENTRE

Allows you to quickly access SMART Accessories (can be used with or without the 10.25" touchscreen display).



### SMART ACCESSORIES

Accessories designed to execute multiple functions depending on the input from the ACM.



# ACM & SMART ACCESSORIES

## ACCESSORY CONTROL MODULE (ACM)

### Accessory Control Module

Maverick R, Maverick R MAX  
(except X rc models)

**715010097**



- Bringing the SMART to accessories using live vehicle ECU information to maximise your accessory experience.
- Connect your accessories to the 10.25" Colour Touchscreen Display.
- Easy accessory installation (plug and play).
- Creates an ecosystem that makes installing accessories quicker and easier.
- Includes ACM Front Harness to connect front-mounted SMART accessories to the Accessory Control Module (two auxiliary connectors available).
- Requires ACM Rear Harness (715009268) to connect rear-mounted SMART accessories to the Accessory Control Module.

### Rear ACM Harness

(Not illustrated)

Maverick R, Maverick R MAX

**715009268**

- Required to connect rear-mounted accessories and rear chase lights to the ACM.
- Creates an ecosystem that makes installing accessories quicker and easier.
- Five auxiliary connectors are available.

### NEW X rc Roof Harness

Maverick R, Maverick R MAX  
(X rc models only)

**715010620**



- Electric harness required to hook up and operate Roof Lights with ACM.
- Required only for Maverick R X rc.

### SMART Control Centre for ACM

Maverick R, Maverick R MAX

**715010834**



- Control accessories with the selection of different modes, the illuminated halo around the button indicates the active mode.
- Icons illuminate when accessories are activated.
- Make accessory control changes without having to take your eyes off the trail by choosing the accessory button required (quick access).
- All Front LED Off button to turn off all front lights with one click. Remembers the last programmed setups when this button is pressed again.
- 6 pre-programmed buttons (Light Bars, PowerFlip Windshield, All Front LED Off, Corner Lights) and 10 programmable buttons to customise according to the accessories installed.
- Requires Accessory Control Module.

# LIGHTS

## CAN-AM LIGHTS

### CAN-AM LIGHTS WITH ACM

	1 CHOOSE YOUR MOUNT POINT	2 CHOOSE YOUR LIGHTS					
		SMART Integrated LED Roof Light 715007322	SMART Integrated LED Hood Light 715007378	SMART Integrated LED Side Mirror Lights 715007185	SMART LED Chase Lights 715007727	SMART 40" (102 cm) LED Light Bar 715008747	SMART 10" (25 cm) LED Light Bar 715008745
SMART FUNCTIONALITY	Vehicle Integrated	Accessory Control Module 715010097 or X rc Roof Harness 715010620 (X rc models only)	Accessory Control Module 715010097	Aluminum Side Mirrors 715007363 + Accessory Control Module 715010097	Accessory Control Module 715010097 + Rear ACM Harness 715009268	No compatibility	
	Desert Front Bumper (715007311, 715007691 or 715009926)	No compatibility	No compatibility	No compatibility	No compatibility	No compatibility	Accessory Control Module 715010097 *Not compatible with Accessory Control Module 715009796
	Trail Front Bumper (715010071, 715010072 or 715009925)					Accessory Control Module 715010097 or X rc Roof Harness 715010620 (X rc models only) *Not compatible with Accessory Control Module 715009796	
	Sport Roof with Light Support Bar (715003529)					No compatibility	
	Audio Roof (no additional bracket needed)					No compatibility	
	Adventure Roof Rack (715007186, 715008073)					No compatibility	

### CAN-AM LIGHTS WITHOUT ACM

	1 CHOOSE YOUR MOUNT POINT	2 CHOOSE YOUR LIGHTS					
		SMART Integrated LED Roof Light 715007322	SMART Integrated LED Hood Light 715007378	SMART Integrated LED Side Mirror Lights 715007185	SMART LED Chase Lights 715007727	SMART 40" (102 cm) LED Light Bar 715008747	SMART 10" (25 cm) LED Light Bar 715008745
ON/OFF FUNCTIONALITY	Vehicle Integrated	Integrated LED Roof Light Wiring Harness 715008209	Integrated LED Hood Light Wiring Harness 715008211	Aluminum Side Mirrors 715007363 + Integrated LED Side Mirror Lights Wiring Harness 715008212	LED Chase Lights Wiring Harness 715008210	No compatibility	No compatibility
	Desert Front Bumper (715007311, 715007691 or 715009926)	No compatibility					Lights Wiring Harness 715009886
	Trail Front Bumper (715010071, 715010072 or 715009925)						
	Sport Roof with Light Support Bar (715003529)						
	Audio Toof (no additional bracket needed)						
	Adventure Roof Rack (715007186, 715008073)						No compatibility

\*All lights are intended for off-road use only.

# BAJA LIGHTS

## BAJA LIGHTS WITH ACM

1 CHOOSE YOUR MOUNT POINT	2 CHOOSE YOUR LIGHTS				
	40" (102 cm) Baja Designs OnX6 Arc LED Light Bar 710006818	10" (25 cm) Baja Designs OnX6 LED Light Bar 710006819	Baja Designs XL Sport LED Lights 710006821	Baja Designs Squadron Sport LED Lights 710006820	Baja Designs XL80 LED Lights 710005041
Front Bumper X rc (71501008)	No compatibility	Front Bumper X rc Light Support 715010532 + LED Light Bars ACM Adaptor 715008213	Front Bumper X rc Light Support 715010532 + LED Lights ACM Adaptor 715007715		
Desert Front Bumper (715007311, 715007691 or 715009926)		LED Light Bars ACM Adaptor 715008213	LED Lights ACM Adaptor 715007715		
Trail Front Bumper (715010071, 715010072 or 715009925)			LED Lights ACM Adaptor 715007715 + X rc Roof Harness 715010620 (X rc models only)		
Roof with Light Support Bar (715003529)			LED Lights ACM Adaptor 715007715 + X rc Roof Harness 715010620 (X rc models only)		
Roof Light Mounting Kit – Low Position (715008585)	LED Light Bars ACM Adaptor 715008213 + X rc Roof Harness 715010620 (X rc models only)	No compatibility	No compatibility		
Roof Light Mounting Kit – High Position (715007930)					

\*All Baja lights are not ACM compatible with Maverick R X rc models

## BAJA LIGHTS WITHOUT ACM

1 CHOOSE YOUR MOUNT POINT		2 CHOOSE YOUR LIGHTS				
		40" (102 cm) Baja Designs OnX6 Arc LED Light Bar 710006818	10" (25 cm) Baja Designs OnX6 LED Light Bar 710006819	Baja Designs XL Sport LED Lights 710006821	Baja Designs Squadron Sport LED Lights 710006820	Baja Designs XL80 LED Lights 710005041
Front Bumper X rc (71501008)	No compatibility	Front Bumper X rc Light Support 715010532 + Wiring Harness 715008863	Front Bumper X rc Light Support 715010532 + Wiring Harness 715008865		Front Bumper X rc Light Support 715010532 + Wiring Harness 715008863	
Desert Front Bumper (715007311, 715007691 or 715009926)						
Trail Front Bumper (715010071, 715010072 or 715009925)		Wiring Harness 715008863	Wiring Harness 715008865	Wiring Harness 715008865	Wiring Harness 715008863	
Roof with Light Support Bar (715003529)						
Roof Light Mounting Kit – Low Position (715008585)	Wiring Harness 715008864	No compatibility				
Roof Light Mounting Kit – High Position (715007930)						
4 ORDER		ORDER ALL PART NUMBERS IN INTERSECTING BOX *Note: When installing more than one light kit, additional light power cable or mounting kit is required.				

\*All lights are intended for off-road use only.



## SMART ACCESSORIES

### NEW SMART 10" (25 cm) LED Light Bar

Maverick R, Maverick R MAX

715008745



- The perfect combination of powerful white and selective yellow LEDs.
- The selective yellow LEDs are ideal for driving in low visibility conditions.
- The light is composed of 16 white LEDs and 8 yellow LEDs.
- Spot and Flood combo beam.
- The side lens design provides highly effective wide-angle illumination.
- The white LEDs produce 8,100 raw lumens and the selective yellow 2,640 raw lumens, delivering stunning lighting performance.
- The lens is made from hard-coated polycarbonate.
- IP67 and IP69k submersible and pressure washer safe.
- Switch options: Off, Low and High. Colour change by flicking the switch quickly.
- SMART options: Off, Low, High, colour change, and SMART Automatic Mode.
- SMART MODE: Intensity increase or decreases and Spot/Flood ratio varies according to the speed of the vehicle with the installation of the Accessory Control Module (ACM).
- Accessory Control Module (715010097) is required for SMART functionality.
- Wiring Harness (715009886) is required for On / Off function when ACM is not installed. Sold separately.
- See table for installation and requirements.

### NEW SMART 40" (102 cm) LED Light Bar

Maverick R, Maverick R MAX

715008747



- The perfect combination of powerful white or selective yellow LEDs.
- The selective yellow LEDs are ideal for driving in low visibility conditions.
- The light is composed of 64 white LEDs and 32 yellow LEDs.
- Spot and Flood combo beam.
- The side lens design provides highly effective wide-angle illumination.
- The white LEDs produce 32,000 raw lumens and the selective yellow 10,560 raw lumens, delivering stunning lighting performance.
- The lens is made from hard-coated polycarbonate.
- IP67 and IP69k submersible and pressure washer safe.
- Switch options: Off, Low and High. Colour change by flicking the switch quickly.
- SMART options: Off, Low, High, colour change, and SMART Automatic Mode.
- SMART MODE: Intensity increases or decreases and Spot/Flood ratio varies according to the speed of the vehicle with the installation of the Accessory Control Module (ACM).
- Accessory Control Module (715010097 or 715010620) is required for SMART functionality.
- Requires LED Light Bar Mounts (715003529) or mounts directly to some Can-Am audio roofs.
- See table for installation location and requirements.


### SMART Integrated LED Roof Light

Maverick R, Maverick R MAX

715007322



22,100 lumens



- Mounted under the roof for a signature look.
- Windshield compatible except PowerFlip Windshield (715009900).
- Intensity varies (increases or decreases) according to the speed of the vehicle with the installation of the Accessory Control Module (ACM) (Spot/Flood ratio).
- Spot/Flood combo beam.
- 22,100 lumens.
- Off/Low/High (switch activated).
- Off/Low/High/SMART Automatic Mode (Accessory Control Module (ACM) activated).
- Accessory Control Module (715010097 or 715010620) is required for SMART functionality.
- Electric Harness (715008209) required to hook up and operate the Integrated LED Roof Light (715007322) for On / Off function when ACM is not installed. Sold separately.


### SMART Integrated LED Hood Light

Maverick R, Maverick R MAX

715007378



5,250 lumens



- Mounted flush inside the hood scoop for a signature look.
- Intensity varies (increases or decreases) according to the speed of the vehicle with the installation of the Accessory Control Module (ACM) (Spot/Flood ratio).
- Spot/Flood combo beam.
- 5,250 lumens.
- Off/Low/High (switch activated).
- Off/Low/High/SMART Automatic Mode (Accessory Control Module (ACM) activated).
- Accessory Control Module (715010097) is required for SMART functionality.
- Wiring Harness (715008211) required for On / Off function when ACM is not installed. Sold separately.

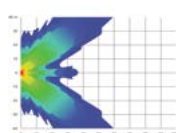
### SMART Integrated LED Side Mirror Lights

Maverick R, Maverick R MAX

715007185



3,000 lumens



- Light up corners.
- Increase the width of the beams and illuminate the wheels for increased visibility.
- Wide flood beam.
- 3,000 lumens for each light.
- Left and right dynamic lighting with Accessory Control Module (ACM) install. Follow steering wheel input.
- Accessory Control Module (715010097) is required for SMART functionality.
- Require Aluminum Side Mirrors (715007363).
- Electric Harness required (715008212) to hook up and operate the Integrated LED Side Mirror Lights for On / Off function when ACM is not installed. Sold separately.

**NEW SMART LED Chase Lights**

Maverick R, Maverick R MAX

**715007727**

- Designed by Can-Am to make you visible to vehicles riding behind you, especially in dusty or harsh conditions.
- Four modes available:
  - Trail Mode: serves as a taillight and as a brake light.
  - Chasing Mode: displays amber light pattern and serves as a brake light.
  - Work Mode: white light to light up your cargo bed.
  - Reverse Mode (when connected with Accessory Control Module (ACM)): serves as a back up light.
- Modular to allow installation with rear roll cage mounted accessories.
- Plug-and-play installation with the Accessory Control Module (ACM).
- Accessory Control Module (715010097) and Rear ACM Harness (715009268) are required for SMART functionality.
- Electric Harness (715008210) required to hook up and operate the LED Chase Lights (715007727) for a non-smart function when ACM is not installed.
- The Cold Air Roof Scoop limits the performance of the Chase Lights to only the two outside portions and not the centre.

**SMART PowerFlip Intermittent Windshield Wiper & Washer Kit**

Maverick R, Maverick R MAX

**715008555**

- Washer fluid dispenser is perfectly concealed on the vehicle.
- Must be installed with the PowerFlip Windshield (sold separately).
- SMART and fixed intermittence wiper speed feature available when the kit is installed in combination with ACM.
- Electric Harness required (715008855) to hook up and operate the Wiper & Washer Kits when ACM is not installed (sold separately).

**SMART Intermittent Wiper & Washer Kit**

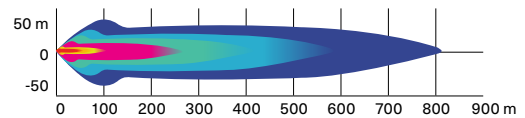
Maverick R, Maverick R MAX

**715007173**

- An ideal way to keep your windshield clear in the rain, or while riding through mud and water.
- The wiper mechanism and washer fluid dispenser are perfectly concealed on the vehicle.
- The wiper and washer fluid dispenser installs at the bottom of the windscreen for maximum visibility.
- For use on glass or hardcoated windshields.
- SMART and fixed intermittence wiper speed feature available when the kit is installed in combination with ACM.
- Electric Harness (715008855) required to hook up and operate the Wiper & Washer Kit (715007173) for On / Off function when ACM is not installed.

**40" (102 cm) Baja Designs OnX6 Arc LED Light Bar**

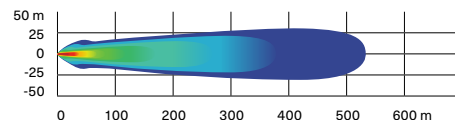
Maverick R, Maverick R MAX

**710006818****29,000 lumens**

- 252 W light bar producing 29,000 lumens.
- Equipped with 24 Cree XM-L2 LEDs.
- Driving/Combo light pattern for smooth blend of light for both near field applications and distance.
- Designed for installation onto Light Support Bar equipped roofs.
- Requires Light Power Cable and Light Support Bar.
- ACM Adaptor required (715008213) to connect the Baja Designs LED Light Bars to the ACM harness.
- Electric Harness (715008864) required to hook up and operate the 40" (102 cm) Baja Designs OnX6 Arc LED Light Bar (710006818) for On / Off function when ACM is not installed.
- Baja Designs Light Mounting Kit (715007930 or 715008585) is required for installation.
- See table for installation location and requirements.

**Baja Designs 10" (25 cm) OnX6 LED Light Bar**

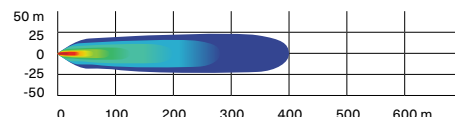
Maverick R, Maverick R MAX

**710006819****12,460 lumens**



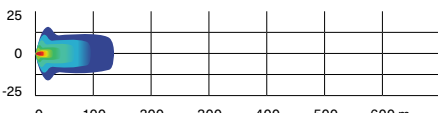


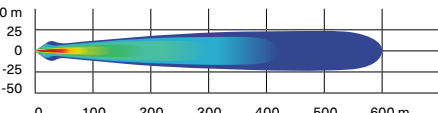





- 108 W light bar producing 12,460 lumens.
- Equipped with 6 Cree XM-L2 LEDs.
- Driving/combo light pattern for smooth blend of light for both near field applications and distance.
- Dual intensity (high/low) settings.
- Requires Baja Designs Light Power Cable.
- ACM Adaptor required (715008213) to connect the Baja Designs LED Light Bars to the ACM harness.
- Electric Harness (715008863) required to hook up and operate the 10" (25 cm) Baja Designs OnX6 LED Light Bar (710006819) for On / Off function when ACM is not installed.
- See table for installation location and requirements.

**Baja Designs XL80 LED Lights**

Maverick R, Maverick R MAX

**710005041****9,500 lumens**

- 80 W per spot producing 9,500 lumens.
- Equipped with 4 Cree XHP50 LEDs per spot.
- Dual intensity (high/low) settings.
- Driving/combo light pattern for smooth blend of light for both near field applications and distance.
- Require Baja Designs Light Power Cable.
- Sold in pairs.
- Dimensions: 4.5" x 4.5" (11.4 cm x 11.4 cm).
- ACM Adaptor required (715007715) to connect the Baja Designs LED Lights to the ACM harness.
- Electric Harness (715008863) required to hook up and operate the Baja Designs XL80 LED Lights (710005041) for On / Off function when ACM is not installed.
- See table for installation location and requirements.

<b>Baja Designs Squadron Sport LED Lights</b>	Maverick R, Maverick R MAX	<b>710006820</b>
	 	
<ul style="list-style-type: none"> <li>• 26 W per spot producing 3,150 lumens.</li> <li>• Equipped with 4 Cree XP-G2 LEDs per spot.</li> <li>• Wide cornering light pattern designed specifically for cornering, dust and/or fog conditions.</li> <li>• Sold in pairs.</li> </ul>	<ul style="list-style-type: none"> <li>• Dimensions: 3" x 3" (7.6 cm x 7.6 cm).</li> <li>• Electric Harness (715008865) required to hook up and operate the Baja Designs Squadron Sport LED Lights (710006820) for On / Off function when ACM is not installed.</li> <li>• See table for installation location and requirements.</li> </ul>	
<b>Baja Designs XL Sport LED Lights</b>	Maverick R, Maverick R MAX	<b>710006821</b>
	 	
<ul style="list-style-type: none"> <li>• 26 W per spot producing 3,150 lumens.</li> <li>• Equipped with 4 Cree XP-G2 LEDs per spot.</li> <li>• High Speed Spot features a longer and narrower beam focus for illumination farther down.</li> <li>• Require Baja Designs Light Power Cable.</li> <li>• Sold in pairs.</li> </ul>	<ul style="list-style-type: none"> <li>• Dimensions: 4.5" x 4.5" (11.4 cm x 11.4 cm).</li> <li>• ACM Adaptor required (715007715) to connect the Baja Designs LED Lights to the ACM harness.</li> <li>• Electric Harness (715008865) required to hook up and operate the Baja Designs XL Sport LED Lights (710006821) for On / Off function when ACM is not installed.</li> <li>• See table for installation location and requirements.</li> </ul>	
<b>NEW Dome Light</b>	Maverick R, Maverick R MAX	<b>715009228</b>
	<ul style="list-style-type: none"> <li>• Offers an optimal visibility in the cab and integrates perfectly with the vehicle.</li> <li>• 160 lumens of soft white light ensure clear visibility of the surroundings.</li> <li>• Built-in On / Off button on the light.</li> <li>• Wiring included.</li> <li>• Can be installed on cage or Sport Roof.</li> <li>• Not compatible with Audio Roof.</li> </ul>	
<b>NEW Front Bumper X rc Light Support</b>	Maverick R, Maverick R MAX	<b>715010532</b>
	<ul style="list-style-type: none"> <li>• Required for lights on Front Bumper X rc (715010008).</li> <li>• Baja Design lights not compatible with the front bumper and ACM connector on X rc models.</li> </ul>	
<b>Baja Designs Light Mounting Kit – High Position</b>	Maverick R, Maverick R MAX	<b>715007930</b>
	<ul style="list-style-type: none"> <li>• Mounting system for 40" (102 cm) Baja Designs OnX6 Arc LED Light Bar.</li> <li>• Compatible with the Cold Air Roof Scoop.</li> </ul>	
<b>Baja Designs Light Mounting Kit – Low Position</b>	Maverick R, Maverick R MAX	<b>715008585</b>
	<ul style="list-style-type: none"> <li>• Mounting system for 40" (102 cm) Baja Designs OnX6 Arc LED Light Bar.</li> <li>• Not compatible with the Cold Air Roof Scoop.</li> </ul>	
<b>NEW Lights Wiring Harness</b>	Maverick R, Maverick R MAX	<b>715009886</b>
	<ul style="list-style-type: none"> <li>• Power cable for installation of the SMART 10" (25 cm) LED Light Bar (715008745).</li> </ul>	





Models, accessories, and colours shown are subject to availability and may vary by region. Availability is not guaranteed. Please consult your authorised dealer for complete and up-to-date information.





Rugged on the trails doesn't mean giving up the finer things. Treat yourself to exceptional sound on the move. Expertly tuned and DSP-calibrated, Can-Am's JL Audio-powered systems deliver precise equalization, time alignment, crossover filtering, bass boost, and more.

## YOUR SOUND, YOUR WAY

Choose the audio setup that matches your style.



### LEVEL 3

This option includes four 6.5" speakers (two dash and two surround speakers) PLUS a 10" under-seat 250-watt amplifier



### LEVEL 4

This option includes a full roof with a premium JL Audio system including four or six 7.7" coaxial speakers and a 500-watt amplifier



### LEVEL 5

This option includes six 6.5" speakers (two dash, two door, and two surround speakers) PLUS two 10" under-seat 250-watt amplifiers

## LEVEL UP WITH UPGRADES

Bring the thunder wherever you roll with an amplifier, rear speakers, or a subwoofer for even bigger sound on every ride.

# AUDIO SYSTEMS

Can-Am JL Audio System – Level 5	Maverick R, Maverick R MAX	715007957
	<ul style="list-style-type: none"> <li>Orchestrated for outstanding sound quality and calibrated to enhance your audio experience.</li> <li>Designed to fit the vehicle perfectly for a fully integrated look.</li> <li>Designed to be Can-Am tough in the most demanding riding conditions.</li> <li>Controlled by the 10.25" Colour Touchscreen Display or by the Can-Am JL Audio Source Unit.</li> </ul>	<ul style="list-style-type: none"> <li>Made using premium JL Audio components, including six (6.5") speakers (two dash, two door, and two surround speakers), as well as two 10" under-seat 250 W subwoofers that will enhance both the driver's and the passenger's experience.</li> <li>Speakers include an adjustable RGB LED cone illumination.</li> <li>Uses one MX500/4 to power up our six speakers, and one MX500/1 to feed the under-seat subwoofers.</li> <li>Complements the Can-Am Audio Roof – Level 4 (715007309).</li> </ul>
Can-Am JL Audio Roof – Level 4	Maverick R Maverick R MAX	715007309 715007967
	<ul style="list-style-type: none"> <li>Full roof with premium JL Audio System for Maverick R.</li> <li>Features fully sealed and waterproof components and construction.</li> <li>Easy to install and connect.</li> <li>Controlled by the 10.25" Colour Touchscreen Display or by the Can-Am JL Audio Source Unit.</li> <li>Its weatherproof components include four 7.7" coaxial speakers (6 speakers for MAX) and a 500-watt amplifier.</li> <li>The system is expertly tuned for exceptional sound when you're riding in your Maverick R.</li> </ul>	<ul style="list-style-type: none"> <li>Speakers include an adjustable RGB LED cone illumination, controlled via an app on your smartphone.</li> <li>When combined with the Can-Am Audio System – Level 3 (715007954) or Level 5 (715007957), it provides the ultimate sound experience.</li> <li>Not compatible with the Adventure Roof Rack (715008073 or 715007186).</li> </ul>
Can-Am JL Audio System – Level 3	Maverick R, Maverick R MAX	715007954
	<ul style="list-style-type: none"> <li>Orchestrated for outstanding sound quality and calibrated to enhance your audio experience.</li> <li>Designed to fit the vehicle perfectly for a fully integrated look.</li> <li>Designed to be Can-Am tough in the most demanding riding conditions.</li> <li>Controlled by the 10.25" Colour Touchscreen Display or by the Can-Am JL Audio Source Unit.</li> </ul>	<ul style="list-style-type: none"> <li>Made using premium JL Audio components, including four 6.5" speakers (two dash and two surround speakers), and a 10" under-seat 250 W subwoofer that will enhance both the driver's and the passenger's experience.</li> <li>Uses one MX280/4 to power up our four speakers, and one MX500/1 to power up the under-seat subwoofer.</li> <li>Easy to install, with the option to add a second subwoofer (715007310).</li> <li>Complements the Can-Am Audio Roof – Level 4 (715007309).</li> </ul>
Can-Am JL Audio Roof Flip Kit	Maverick R, Maverick R MAX	715008164
	<ul style="list-style-type: none"> <li>Combines with the Can-Am JL Audio Roof – Level 4 (715007309 or 715007967) for Flip option.</li> <li>Not compatible with the Cold Air Roof Scoop and the Roof Rack.</li> </ul>	
Can-Am JL Audio Subwoofer	Maverick R, Maverick R MAX	715007310
	<ul style="list-style-type: none"> <li>Orchestrated for outstanding sound quality and calibrated to enhance your audio experience.</li> <li>Designed to be Can-Am tough in the most demanding riding conditions.</li> <li>Easy to install, this 10" under-seat 250 W subwoofer enhances both the driver's and the passenger's experience.</li> </ul>	<ul style="list-style-type: none"> <li>When combined with the Can-Am audio system – Level 3 (715007954) or with the Can-Am Audio Roof – Level 4 (715007309), this premium JL Audio component creates the ultimate sound experience.</li> <li>To add one or two subwoofers to the Can-Am JL Audio Roof – Level 4, a Can-Am JL Audio Amplifier (715007714) is required.</li> </ul>
Can-Am JL Audio Amplifier	Maverick R, Maverick R MAX	715007714
	<ul style="list-style-type: none"> <li>Orchestrated for outstanding sound quality and calibrated to enhance your audio experience.</li> <li>Designed to fit the vehicle perfectly for a seamless integration.</li> <li>Designed to be Can-Am tough in the most demanding riding conditions.</li> <li>This MX500/1 is a premium JL Audio component and is used to feed one or two 250 W under-seat subwoofers.</li> </ul>	<ul style="list-style-type: none"> <li>When combined with the Can-Am Audio Roof – Level 4 (715007309 or 715007967), it creates the ultimate sound experience.</li> <li>To add one or two subwoofers to the Can-Am JL Audio Roof – Level 4, this item is required.</li> <li>Easy to install, mounting support included.</li> </ul>
Can-Am JL Audio Source Unit	Maverick R, Maverick R MAX	715008230
	<ul style="list-style-type: none"> <li>Required with all Can-Am Audio JL levels installed on vehicles without 10.25" Colour Touchscreen Display.</li> <li>Designed to fit the vehicle perfectly for a fully integrated look.</li> <li>AM/FM/Bluetooth compatible.</li> </ul>	

# ELECTRICAL & ELECTRONIC ACCESSORIES

## NEW GPS Module with Group Ride

(Not illustrated)

Maverick R, Maverick R MAX (2025 & prior)

**860202990**

- Enables live location sharing offline with friends and other vehicles around.
- Works without phone connection or cellular network, for a range of 1+ miles (1.6+ km) depending on terrain.
- Embedded topographic maps and GPS function included.
- Module update has to be done in dealership.
- Included on all models with 10.25" Touchscreen Display.
- Retrofit for 2024 to 2025 vehicles with 10.25" Touchscreen Display.
- Requires 2 bolts M6x50 (250000749) for the retrofit on SSV.

## Electronic Device Holder

Maverick R, Maverick R MAX

**715007176**



- Increases the storage capacity of the glovebox by 1 gal (4 L), with secure magnetic adjustable support for your electronic device.
- Robust injected fibre-reinforced-polypropylene construction allows for the right fit and easy installation.
- Magnet 10 times stronger than any electronic device's weight, ride through rough terrain confidently.
- 2 possible positions for your electronic device: Portrait & Landscape. Adjustable support with 2 positions: facing the passenger or towards the driver for an improved driving experience and immersion.
- Includes everything needed for installation on your favorite electronic devices: 2 pre-assembled Can-Am plates with 3M multi-surface adhesive.

## Cellphone Holder

Maverick R, Maverick R MAX

**715008786**



- Water resistant door allows for perfect phone positioning.
- Features capacitive and resistive touch screen technology.
- Spring system in back plate automatically adjusts for thickness.
- Fits all cellphones within 7.2" (18.5 cm) x 3.3" (8.5 cm) x 0.6" (1.5 cm) dimensions.
- Works with almost all charger wires.
- Does not include cellphone or charging wires.
- Requires the Electronic Device Holder (715007176) for the Cellphone Holder to be supported.

## Colour Touchscreen Display Protector

Vehicle equipped with 10.25 in. Colour Touchscreen Display

**860202680**



- Provides additional protection for the digital display 10.25 in. touchscreen.
- Protects from scratches caused by ice, rocks, branches or other small debris.
- Anti-glare treatment to ensure good visibility.
- Includes cleaning tools: wet wipe, dry wipe, dust absorber, and soft cloth.

## Auxiliary Battery Installation Kit

Maverick R, Maverick R MAX

**715007837**



- Allows the rider to add a second battery and/or replace the original battery (18 Ah or 30 Ah) for a dual battery setup. Recommended to power auxiliary electrical components such as sound systems or winches.
- Automatic rundown protection.
- Installs behind the seat for easy access.
- Requires the purchase of a second battery and battery hardware (not included and sold separately).
- Equipped with an electronic module that prevents the auxiliary electrical components from draining the original battery.

# WINCHES

## CAN-AM HD WINCHES

### Can-Am HD 4500 Winch

Maverick R, Maverick R MAX

**715006416**



- Ergonomic clutch handle.
- Rugged all-steel gears and bushings for more torque and durability.
- Automatic 100% load-holding brake.
- Sealed solenoid for all-weather protection.
- Weather sealed corded remote and dash mounted switch.
- Pulling strength capability of 4,500 lb (2,041 kg).
- 43' of 1/4" (13.1 m of 6.3 mm) wire steel cable.
- Heavy-duty 4-way roller fairlead.
- Winch Electrical Harness (715008850), Winch Roller Fairlead Spacer (715008922) and winch compatible front bumper are required.

### Can-Am HD 4500-S Winch

Maverick R, Maverick R MAX

**715006417**



- Ergonomic clutch handle.
- Rugged all-steel gears and bushings for more torque and durability.
- Automatic 100% load-holding brake.
- Sealed solenoid for all-weather protection.
- Weather-sealed corded remote and dash mounted switch.
- Pulling strength capability of 4,500 lb (2,041 kg).
- 50' of 1/4" (15.2 m of 6.35 mm) synthetic rope.
- Corrosion-proof aluminum Hawse fairlead.
- Winch Electrical Harness (715008850) and winch compatible front bumper are required.

## WINCH ACCESSORIES

NEW Winch Cable Stopper		All Can-Am HD Winches	715009921
	<ul style="list-style-type: none"><li>• Made of EPDM, a highly durable synthetic rubber.</li><li>• The Winch Cable Stopper isn't just for looks. It helps extend the life of the winch, rope, hook, and fairlead.</li><li>• In addition, the split design makes it easy to install.</li></ul>		
Can-Am HD Hawse Fairlead		Can-Am HD Winch	715006426
	<ul style="list-style-type: none"><li>• A must when upgrading your winch with a synthetic cable, this corrosion-proof aluminum Hawse fairlead will prevent the cable from snapping in a corner of a roller fairlead and from wearing prematurely due to the rough surface of the worn roller guide.</li><li>• Must be used with synthetic cables only.</li></ul>		
WARN Hawse Fairlead		With WARN winch	715007785
	<ul style="list-style-type: none"><li>• Double-powder-coated construction.</li><li>• Required to use the Synthetic Winch Cable (715007783) on WARN winches.</li><li>• To be used with synthetic winch cables only.</li></ul>		
Winch Roller Fairlead Spacer		Maverick R, Maverick R MAX	715008922
	<ul style="list-style-type: none"><li>• Required when using a Winch and Roller Fairlead with a wire cable.</li><li>• Made of aluminum, with an anti-corrosion finish.</li></ul>		
Synthetic Winch Cable		Can-Am HD Winch	715006430
		WARN Winch	715007783
	<ul style="list-style-type: none"><li>• 50' of ¼" (15.2 m of 6.35 mm) synthetic cable for Can-Am HD winches.</li><li>• Can-Am HD Hawse Fairlead (715006426) is required when upgrading to a synthetic cable to avoid premature cable damage and wear.</li><li>• WARN Hawse Fairlead (715007785) is required when upgrading to a synthetic cable to avoid damage and premature wear of the cable.</li></ul>		
Replacement Wire Rope		Can-Am HD Winch	705014978
		WARN Winch	715006699
	<ul style="list-style-type: none"><li>• 43' of ⅝" (14.3 m of 6.3 mm) wire rope for Can-Am HD Winch.</li><li>• 55' of ¼" (16.8 m of 6.35 mm) wire rope for WARN winch kit.</li><li>• 4,500 lb (2,041 kg) pulling strength.</li></ul>		
Synthetic Cable Extension			715001120
	<ul style="list-style-type: none"><li>• Lightweight ¼" diameter, easy to handle and won't rattle in cargo box.</li><li>• Easily attaches to winch cable to provide additional 50' (15.2 m) of distance.</li><li>• 4,500 lb (2,041 kg) single line capacity.</li></ul>		
Winch Electrical Harness <i>(Not illustrated)</i>		Maverick R, Maverick R MAX	715008850
<ul style="list-style-type: none"><li>• Required for winch installation.</li></ul>			
NEW Wireless Winch Remote		With Can-Am HD Winch	715008286
	<ul style="list-style-type: none"><li>• On / Off and Winch In / Winch Out buttons with LED indicator light.</li><li>• Large Winch In / Winch Out buttons for easy activation with gloves.</li><li>• Ergonomic remote handle shape with a trigger-like holding protrusion.</li><li>• Quick and easy to install, thanks to a wiring harness with an integrated antenna and all necessary mounting hardware.</li><li>• Allows you to operate your winch from anywhere within a 50' (15.2 m) radius, increasing your recovery options.</li><li>• All components are IP67 sealing rated.</li><li>• The remote also floats in case it's dropped during a deep water recovery.</li><li>• Dash and handlebar mounting options.</li><li>• Compatible with all Can-Am HD winches.</li></ul>		
Wired Remote Control		With Can-Am HD Winch†	715006504
	<ul style="list-style-type: none"><li>• This kit allows winch owners to add the hand-held remote to vehicles with a stock winch.</li><li>• Works in conjunction with the mini-rocker switch.</li><li>• Remote control and connection socket are included with Can-Am HD winch.</li></ul>		
† Harness (710001023) is required to use remote control on a vehicle with a factory installed winch.			
‡ Remote Control (710007050) and connection socket are included.			



# PERFORMANCE

<b>SMART Particle Separator</b>	Maverick R, Maverick R MAX	<b>715007187</b>
---------------------------------	----------------------------	------------------



- Filters up to 96% of the dust prior to air intake.
- Fan speed adjusts with vehicle speed/RPM when equipped with ACM (Accessory Control Module).
- Mounts directly to the stock air intake duct.
- Air Intake Tube (706600403) is currently required for installation.
- IP68 fan.
- Requires Particle Separator Harness (715008890) when not equipped with the ACM.
- Keeps your air filter clean longer.
- Maintains engine performance.

<b>Particle Separator Harness</b> (Not illustrated)	Maverick R, Maverick R MAX	<b>715008890</b>
--	----------------------------	------------------

- Electric harness required to hook up and operate the Engine Air Intake Particle Separator (715007187) for On / Off function when ACM is not installed.

<b>Performance Air Filter by Twin AIR<sup>†</sup></b>	Maverick R, Maverick R MAX	<b>715002895</b>
---	----------------------------	------------------



- The best choice for the harshest conditions.
- Multiple staged oiled filtering foam for superior dust retaining capacity with high airflow.
- Washable and reusable.

<b>Digitally Encoded Security System (D.E.S.S.) Green Key</b>	Maverick R, Maverick R MAX	<b>710005232</b>
---	----------------------------	------------------



- Top-security anti-theft protection for your vehicle.
- Encrypted chip technology restricts access to your vehicle's electronic ignition system.
- One vehicle/one code.
- A vibration/shock-resistant ball-and-socket design that ensures a reliable connection.
- 2 programmable modes:
  - Normal mode: configurable, limits vehicle speed to 70 km/h and may have torque reduction.
  - Performance mode: No restrictions.

## EMERGENCY ACCESSORIES

<b>Emergency Kit</b>	<b>715006102</b>
----------------------	------------------



- Complete emergency kit provides all essential equipment and supplies to get out of most unfavorable situations powersport enthusiasts can find themselves in.
- Includes: jumper cables, air compressor, Tyre Repair Kit, first aid kit, ratchet tie-down, duct tape, 3,300 lb (1,500 kg) tow strap, zip ties, cloth rags.

# CAN-AM MAVERICK X3



Models, accessories, and colours shown are subject to availability and may vary by region. Availability is not guaranteed. Please consult your authorised dealer for complete and up-to-date information.

# CAN-AM MAVERICK X3

<b>MODEL PACKAGE</b>	112
Maverick X3 X rs Turbo rr	112

<b>ACCESSORIES</b>	113
Roofs	113
Soft Cab Enclosure	113
Windshields & Wind Protection	114
Mirrors	115
Doors	116
Seat Accessories	117
HMWPE Skid Plates	118
Bumpers & Guards	119
LinQ: Easy On, Easy Off Cargo	122
Racks & Storage	127
ACM & SMART Accessories	130
Lights	131
Audio & Communication Systems	137
Electrical & Electronic Accessories	137
Winches & Hitches	139
Performance	140
Cover & Trailering	142







Models, accessories, and colours shown are subject to availability and may vary by region. Availability is not guaranteed. Please consult your authorised dealer for complete and up-to-date information.



# 2026 CAN-AM MAVERICK X3 X RS TURBO RR

## WITH SMART-SHOX



**PACKAGE HIGHLIGHTS**

- Smart-Shox™\*\* Technology featuring DDA Valve
- 10,25 in. touchscreen display
- Telescopic steering wheel
- Front & back cameras
- Smart-Lok™\*\* front differential
- FOX® 2.5 and FOX® 3.0 PODIUM RC2<sup>1</sup> shocks with bypass
- Belt monitoring system
- 850 W magneto
- 32 in. XPS Trac Force tyres
- 15 in. aluminum beadlock wheels
- 4-point harness with shoulder pads
- Full hard roof
- Full heavy-duty HMWPE skid plate
- 7,6 in. digital display with keypad
- X-package graphics/seats
- Can-Am LED signature lights
- New skid plate and anti branch intrusion
- 2 person seating capacity

**Dusty Navy**

ENGINE		TURBO RR	
Type	200 hp, Rotax® ACE (Advanced Combustion Efficiency) 900 cc turbocharged triple-cylinder engine, liquid-cooled with integrated intercooler and high-performance air filter		
Fuel Delivery System	Intelligent Throttle Control (iTC™) with Electronic Fuel Injection (EFI)		
Transmission	pDrive primary and Quick Response System X (QRS-X) CVT with high airflow, L / H / N / R / P		
Drive Train	Lockable front differential with exclusive Smart-Lok™** True 2WD/4WD with front diff. lock / 4WD TRAIL ACTIV / 4WD TRAIL		
Power Steering	High torque Tri-Mode Dynamic Power Steering (DPS™)		
SUSPENSIONS			
Front Suspension	Arched double A-arm with sway bar 22 in. (55.9 cm) suspension travel Trophy truck inspired arms		
Front Shocks	FOX 2.5 PODIUM® Piggyback with bypass and Smart-Shox Technology featuring DDA Valve (Dynamic Damping Adjustment)		
Rear Suspension	4-link Torsional Trailing-arm X (TTX) with sway bar 24 in. (61 cm) suspension travel		
Rear Shocks	FOX 3.0 PODIUM® Piggyback with bypass and Smart-Shox Technology featuring DDA Valve (Dynamic Damping Adjustment)		
TYRES & WHEELS			
Front	XPS Trac Force 32 x 10 x 15 in.		
Rear	XPS Trac Force 32 x 10 x 15 in.		
Wheels	15 in. cast-aluminum beadlock		
BRAKES			
Front	Dual 262 mm disc brakes with hydraulic twin-piston calipers		
Rear	Dual 248 mm disc brakes with hydraulic twin-piston calipers		

DIMENSIONS & CAPACITIES	
Estimated Dry Weight	1,705 lb (773.4 kg)
Chassis/Cage	Dual-phase 980 steel
L x W x H	132 x 72,7 x 68,5 in. (335,3 x 184,7 x 174 cm)
Wheelbase	102 in. (259,1 cm)
Ground Clearance	16 in. (40,6 cm)
Rack Capacity	200 lb (90,7 kg) with LinQ® quick-attach
Storage Capacity	Total: 2,5 gal (9,5 L)
Fuel Capacity	10,5 gal (39,7 L)
Person Capacity	2
FEATURES	
Gauge	4,5 in. wide digital display with keypad & 10,25 in. touchscreen display
Instrumentation	DC outlet (10 A)
Anti-theft System	RF Digitally Encoded Security System (D.E.S.S.™) with Start/Stop button
Lighting	LED headlight LED signature lights LED taillights
Winch	N/A
Magneto	850 W
Protection	Integrated front bumper Quarter-doors Full hard roof 4-point harness with shoulder pads Full heavy-duty HMWPE skid plate Rear tow hook
WARRANTY	
Factory Warranty	3-year unlimited km powertrain & Rotax® engine warranty and 1-year warranty & unlimited km on the rest of the unit



\*Manufacturer's limited warranty. Does not affect consumer guarantees. Available on MY23 Outlander Pro, MY24/MY25 ATV and MY24/MY25 SSV models.

# ROOFS

<b>Sport Roof</b>	Maverick X3	<b>715005521</b>
	Maverick X3 MAX	<b>715003750</b>



- Impact-resistant injected polypropylene.
- Excellent protection from the elements.
- Provides excellent downhill visibility.
- Windshield compatible.
- Standard on X rs model.
- Easy, tool-less installation and removal with quick-release ¼ turn fasteners and Velcro straps.

<b>ProVent Roof Module Kit</b>	Maverick X3, Maverick X3 MAX	<b>715005279</b>
--------------------------------	------------------------------	------------------



- Provides fresh air in the cab area.
- Optimal performance with full cab enclosure.
- 4 vents provide infinite adjustment of air flow for driver and passenger.
- Filter and pre-filter to limit dust intrusion.
- Easy cleaning of filter and pre-filter.
- Patent pending water management system to keep water out of cabin while maintaining air flow.
- Outer plug closes air intake completely for winter or heavy weather.
- Sport Roof requires ProVent Module Adapter Kit.
- Not compatible with roof mounted LED bars, roof racks (715006225/715003868) or roof liners, Lonestar Roof, or Bimini tops.

<b>ProVent Roof Module Adapter Kit for Sport Roof</b> <i>(Not illustrated)</i>	Maverick X3	<b>715006199</b>
	Maverick X3 MAX	<b>715006371</b>

- Adapter for fitting ProVent Roof Module Kit onto Maverick X3.
- Includes roof adapter and hardware.
- Requires ProVent Roof Module Kit (715005279).

<b>Aluminum Roof</b>	Maverick X3	<b>715004224</b> • Black <b>715002900</b> • Silver
----------------------	-------------	---



- Formed aluminum roof 0.09" (2.3 mm) thick.
- Durable and lightweight.
- Sporty look.
- Windshield compatible.
- Easy and tool-less installation.

<b>Bimini<sup>®</sup> Roof with Sun Visor</b>	Maverick X3	<b>715002901</b>
	Maverick X3 MAX	<b>715003749</b>



- Heavy-duty canvas made of UV-resistant solution-dyed polyester.
- Innovative soft top comes with a hard visor that allows for storage of rolled-up soft top.
- Easy, tool-less installation and removal with quick-release/turn fasteners and Velcro straps.

<b>Tinted Sun Visor</b>	Maverick X3, Maverick X3 MAX	<b>715007098</b>
-------------------------	------------------------------	------------------



- Tinted polycarbonate construction.
- Extra protection for driver and passenger from the sun.
- Not compatible with Aluminum Roof, Audio Roof, or Full Windshields.

<b>Lonestar Racing Aluminum Roof</b>	Maverick X3 produced after January 1, 2017	<b>715005507</b> • Black
	Maverick X3 MAX	<b>715005515</b> • Black



- 0.083" (2.1 mm) thick aluminum roof.
- Durable and lightweight.
- Enhances the vehicle's racing appearance thanks to an authentic sporty look combined with unique graphics.
- Offers you protection from the elements with a personalised touch.
- Lower profile than other roofs.
- Compatible with Lonestar Racing Light Bar Racks.
- Not compatible with LinQ<sup>®</sup> Pivoting Rack, Light Support Bar, and Full Windshields.
- "Lonestar Racing for Can-Am" branded.
- Includes middle intrusion bars for installation.

# SOFT CAB ENCLOSURE

<b>Soft Cab Enclosure</b>	Maverick X3 (except X mr models)	<b>715003754</b>
	Maverick X3 MAX (except X mr models)	<b>715003755</b>



- Protection for rider and passenger from the elements.
- For added cabin comfort, complete your cab enclosure with Cab Seal Kit.
- Includes:
  - Bimini roof with sun visor
  - Full windshield - hardcoated
  - Upper soft door panels
  - Front lower door panels
  - Soft rear window

## Cab Seal Kit

(Not illustrated)

Maverick X3  
Maverick X3 MAX

715004433  
715004434

- Prevents dirt, dust, and wind infiltration in the cab area.
- Improves cabin comfort for driver and passenger.
- Recommended with Soft Cab Enclosures.

# WINDSHIELDS & WIND PROTECTION

## WINDSHIELDS

### PowerFlip Windshield

Maverick X3, Maverick X3 MAX

715007097



- The PowerFlip Windshield is equipped with electric cylinders that allow the rider to adjust the windshield opening at the touch of a button.
- Windshield is made of hardcoated polycarbonate with a rubber seal contour and a tinted top section.
- Allows you to quickly adapt to changing conditions by adjusting the windshield as you go.
- Can be fully opened for optimal visibility and ventilation, fully closed for maximum protection from the elements, and in between, you have an infinite number of opening possibilities depending on protection, visibility, and air flow preferences.
- Compatible with Can-Am roofs.

### Windshield Wiper for PowerFlip Windshield

Maverick X3, Maverick X3 MAX

715006310



- An ideal way to keep your windshield clear in rain or while riding through mud and water.
- Wiper from the top allows windshield pivoting. Includes single-speed wiper and washer-fluid dispenser.
- Wiper mechanism and washer-fluid dispenser perfectly concealed within the vehicle.
- Must be installed with the PowerFlip Windshield (sold separately).

### Provent Windshield

Maverick X3, Maverick X3 MAX

715005277



- High-impact-resistant Quantum hardcoated polycarbonate full windshield.
- Controllable vents to manage air flow.
- Optimal performance with full cab enclosure.
- Channels air into the cabin, defogs windshield, fully closes to eliminate air flow.
- One upper vent and one lower vent with pre-filters.
- Formed polycarbonate construction for enhanced rigidity.
- Protects driver and passenger from the elements.
- Quick and easy tool-less installation or removal.
- Not compatible with wiper kits and Wet Sounds Stealth 6 Ultra HD Can-Am Edition Sound Bar.
- Upper vent channels air into the cabin.
- Lower vents defog windshield.
- Provides excellent optical clarity and better abrasion resistance.

### Glass Windshield

Maverick X3, Maverick X3 MAX

715008859



- Curved and laminated glass full windshield.
- Seals firmly against the cage and protects rider and passenger from the elements.
- Provides the best optical clarity and abrasion resistance.
- Must be used with Windshield Wiper & Washer Kit to maintain clear visibility during severe riding conditions, such as mud riding.
- Recommended to use with rear wind protection to maximise comfort for passenger.

### Glass Windshield with SMART Wiper & Washer Kit

Maverick X3, Maverick X3 MAX

715008858



- Complete kit that includes a curved and laminated glass windshield with a single-speed wiper and washer fluid dispenser.
- Seals firmly against the cage and protects rider and passenger from the elements.
- An ideal way to keep your windshield clear in rain, or while riding through mud and water.
- Recommended to use with rear wind protection to maximise comfort for passenger.
- Smart and fixed intermittence wiper speed feature available when the kit is installed in combination with ACM.

### Full Windshield

Maverick X3, Maverick X3 MAX

715002907



- High-impact-resistant durable polycarbonate full windshield.
- Formed polycarbonate construction for enhanced rigidity.
- Formulated to be non-yellowing, non-crazing, non-cracking, with excellent UV resistance and optical clarity.
- Protects driver and passenger from the elements.
- Quick and easy tool-less installation or removal.
- Recommended to use with rear wind protection to maximise comfort for passenger.

### Full Windshield – Hardcoated

Maverick X3, Maverick X3 MAX

715004417



- High-impact-resistant Quantum hardcoated polycarbonate full windshield.
- Formed polycarbonate construction for enhanced rigidity.
- Provides excellent optical clarity and better abrasion resistance.
- Protects driver and passenger from the elements.
- Quick and easy tool-less installation or removal.
- Recommended to use with rear wind protection to maximise comfort for passenger.
- Can be used with the SMART Windshield Wiper and Washer Kit (715004762).

## Half Windshield

Maverick X3, Maverick X3 MAX

- ☐ **715002909** • Clear  
☒ **715004291** • Tinted



- High-impact-resistant durable polycarbonate half windshield.
- Formed polycarbonate construction for enhanced rigidity.
- Formulated to be non-yellowing, non-crazing, non-cracking, with excellent UV resistance and optical clarity.
- Protects driver and passenger from the elements.
- Features reverse angle lip to deflect air flow.
- Quick and easy tool-less installation or removal.

## SMART Windshield Wiper & Washer Kit

Maverick X3, Maverick X3 MAX Fit with Full Windshield Hardcoated (715004417)

**715004762**

Maverick X3, Maverick X3 MAX Fit with Glass Windshield (715008859)

**715003282**



- An ideal way to keep your windshield clear in rain, or while riding through mud and water.
- Includes single-speed wiper and washer fluid dispenser.
- Wiper mechanism and washer fluid dispenser perfectly concealed within the vehicle.
- Smart and fixed intermittence wiper speed feature available when the kit is installed in combination with ACM.

## Manual Wiper Kit

Maverick X3, Maverick X3 MAX

**715009424**



- Single manual wiper that can be used to clear windshield of debris.
- Easy to install system that requires no electrical hookup.
- Large ergonomic handle provides a good grip over the entire sweeping surface.
- Compatible with glass and hardcoated windshields that use top mounted wipers.

## WIND PROTECTION

### Rear Wind Screen

Maverick X3, Maverick X3 MAX  
(except X mr models)

**715006701**



- Full rear mesh screen reduces windshield backdraft for added cabin comfort.
- Installs quickly and easily on roll cage.
- Large white Can-Am logo on black mesh.

### Rear Polycarbonate Window

Maverick X3, Maverick X3 MAX  
(except X mr models)

**715006387**



- High-impact-resistant polycarbonate window.
- Blocks windshield backdraft or dust and rain from entering for added cabin comfort.
- Quick and easy tool-less installation.
- Ready for MTX Audio System Rear Speakers.

### Soft Rear Window

Maverick X3, Maverick X3 MAX  
(except X mr models)

**715006702**



- Clear, flexible window made from transparent vinyl.
- Resists cold-cracking to -4°F (-20°C).
- Ideal for preventing backdraft of dust or rain in harsh environments.
- Quick tool-less installation.

## MIRRORS

### Aluminum Side Mirrors


Maverick X3, Maverick X3 MAX


**715007363**





- Sleek design.
- High-quality black moulded aluminum for extreme durability.
- The convex surface provides a wider field of view and better visibility around the unit.
- Can be installed at any height on the cage A-pillar for optimised rider vision.
- Possibility to install the Integrated SMART LED Side Mirror Lights (715007185).
- Adjustable ball-joint mirrors.
- Possibility to fold down the mirrors (fold-away mechanism).
- Not compatible with Glass Windshield and upper soft door panel.
- Sold in pairs.




Side Mirrors	Maverick X3, Maverick X3 MAX	715007188
	<ul style="list-style-type: none"> <li>• Sleek design.</li> <li>• High-impact resistant plastic mirrors.</li> <li>• The convex surface provides a wider field of view and better visibility around the unit.</li> <li>• Can be installed at any height on the cage A-pillar for optimised rider vision.</li> <li>• Adjustable ball-joint mirrors.</li> <li>• Possibility to fold down the mirrors (fold-away mechanism).</li> <li>• Not compatible with Glass Windshield and upper soft door panel.</li> <li>• Sold in pairs.</li> </ul>	


Side Mirrors	Maverick X3, Maverick X3 MAX	715004236 • For stock quarter doors 715005315 • For aluminum doors
	<ul style="list-style-type: none"> <li>• Rugged cast aluminum mount with black nylon cover.</li> <li>• Multi-position adjustable ball-joint mounted mirrors.</li> <li>• Convex optics for a wide viewing angle.</li> <li>• Spring-loaded pivots let mirrors fold back completely.</li> <li>• Door mounted.</li> <li>• Compatible with Upper Soft Door Panels.</li> <li>• Sold in pairs.</li> </ul>	

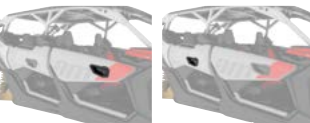
Racing Side Mirrors	Maverick X3, Maverick X3 MAX	715002898
	<ul style="list-style-type: none"> <li>• Race-inspired design features rugged black nylon ½ construction with coated cast-aluminum mount.</li> <li>• Dual adjustment provides optimal field of view (FOV).</li> <li>• Multi-position adjustable ball-joint mounted mirrors.</li> <li>• Flat optics deliver improved distance perception.</li> <li>• Spring-loaded pivots let mirrors fold back completely.</li> <li>• Not compatible with Lonestar Racing Light Racks, Upper Soft Door Panels, or Flip Audio Roof Kit (715007131).</li> <li>• Sold in pairs.</li> </ul>	

Rally Side Mirrors	Maverick X3, Maverick X3 MAX	715005262
	<ul style="list-style-type: none"> <li>• Sleek design with unique racing style.</li> <li>• High-quality black moulded aluminum for extreme durability.</li> <li>• 4" (10 cm) convex surface provides a wider field of view and better visibility around the unit.</li> <li>• Can be installed at any height on the cage A-pillar for optimised rider vision.</li> <li>• Multi-position adjustable ball-joint-mounted mirrors.</li> <li>• Spring-loaded pivots let mirrors fold back completely.</li> <li>• Sold in pairs.</li> <li>• Not compatible with Glass Windshield.</li> </ul>	

Rear Mirror & Camera Monitor	Maverick X3, Maverick X3 MAX	715009410
	<ul style="list-style-type: none"> <li>• Fully waterproof rearview mirror and monitor kit.</li> <li>• See exactly what you need to see with the multiple camera feeds from the rear view camera.</li> <li>• This unit replaces the stock rearview mirror (the screen is integrated in the unit's replacement rearview mirror).</li> <li>• The camera uses infrared light for night vision capabilities.</li> </ul>	

# DOORS

Aluminum Half Doors	Maverick X3, Maverick X3 MAX	715007971 • Front
	Maverick X3 MAX	715007972 • Rear
	<ul style="list-style-type: none"> <li>• Lightweight half doors made of formed 5/64" (2 mm) thick aluminum.</li> <li>• Smooth finish.</li> <li>• Engineered for maximum rigidity and durability.</li> <li>• Designed for a perfect fit and seamless integration with the vehicle's lines.</li> <li>• Contoured with a thick seal for better protection from the elements.</li> <li>• Easy installation using the standard door frame.</li> <li>• Includes the easy-to-operate Deluxe Door Handles.</li> <li>• Compatible with the Upper Soft Door Panels, the Window Nets and Upper Door Storage Bags.</li> <li>• Not compatible with the Lower Door Panel Storage Bags.</li> <li>• Sold in pairs.</li> </ul>	

Deluxe Door Handles	Maverick X3, Maverick X3 MAX	715004758 • Front
	Maverick X3 MAX	715004860 • Rear
	<ul style="list-style-type: none"> <li>• Convert the standard door straps into easy-to-access door handles.</li> <li>• Include inside and outside handles for each door.</li> <li>• Greatly facilitate door opening.</li> <li>• Standard on accessory Aluminum Half Doors.</li> <li>• Sold in pairs.</li> </ul>	

## Lower Door Panels

Maverick X3, Maverick X3 MAX

**715002903** • Front

**715003751** • Rear



- Robust injection-moulded polypropylene construction designed to match vehicle.
- Extend stock doors at bottom to protect from the elements.
- A great-looking add-on.
- Easy and quick installation.
- Sold in pairs.

## Window Nets

Maverick X3

Maverick X3 MAX

Maverick X3 MAX

**715006693** • Front

**715004694** • Front

**715006700** • Rear



- Window mesh screen for added protection from wind.
- Can be easily lowered in seconds.
- Sold in pairs.
- Not compatible with Can-Am Audio Roof.

## Upper Soft Door Panels

Maverick X3 (except X mr models)

Maverick X3 MAX (except X mr models)

**715008091** • 2 doors

**715008092** • 4 doors



- Weather-resistant panels reinforced with aluminum frame offer good protection from the elements.
- Extend stock quarter doors at the top.
- Made of heavy-duty UV-resistant solution-dyed polyester canvas for excellent resistance to tear and abrasion.
- Zip-down windows made of laminated polished vinyl material for added ventilation.
- To be combined with the Lower Door Panels to obtain complete door kits for your vehicle.
- Not compatible with Racing Side Mirrors, Side Mirrors, Aluminum Side Mirror, and Can-Am Audio Roof.

# SEAT ACCESSORIES

## 4-Point Harness

Maverick X3, Maverick X3 MAX

**715008033** • Driver

**715008034** • Passenger



- Exclusive controlled decelerator technology (patent pending) absorbs additional energy in case of accident.
- Designed to offer maximum riding comfort.
- Easy one-click latch and release.
- Patent pending.

## Retractable 4-Point Harness

Maverick X3, Maverick X3 MAX

**715005021** • Driver

**715005022** • Passenger



- Convenient harness allows you to move freely in your seat and at the same time fully benefit from the extra support given by the 4-point attachments.
- Makes it easier to buckle up and requires fewer adjustments when switching passenger or driver.
- Retractor Protector (707900653) is required for installation on front seats of MAX models.
- Compatible with rear passengers' seats on MAX models.
- Standard on select Maverick X3 models.

## Retractor Protector

(Not illustrated)

Maverick X3 MAX

**707900653**

- Protective pad required for the installation of the Retractable 4-Point Harness on front seat of MAX models.
- Protects the passengers from the retractor mechanism.
- Sold individually.

## Seat Belt Shoulder Pads


Maverick X3, Maverick X3 MAX

**715002894**



- Provide additional riding comfort by preventing seat belt from rubbing on neck and shoulder.
- Fit with stock 3-point seat belts and 4 point harness.
- Easy Velcro installation.
- Can-Am branded.
- Sold in pairs for driver and passenger.

# HMWPE SKID PLATES



Our plastic plates glide smoothly and silently over obstacles, offering great protection in rough terrain. Made of abrasion-resistant thermoformed 3⁄8" (10 mm) thick High Molecular Weight Polyethylene (HMWPE).

- Lighter than aluminum.
- Superior stress crack resistance.
- High-impact strength.

## MAVERICK X3, MAVERICK X3 MAX

HMWPE Skid Plates are standard on X rs models (2019 to 2021) and X rc models (2022 & up) only.

Maverick X3  
64" models

Maverick X3 Max  
64" models

Maverick X3,  
Maverick X3 Max  
72" models  
(except Base models)

Maverick X3  
Base 72" models

Maverick X3 Max  
Base 72" models

### HMWPE SKID PLATE PROTECTION KIT

715003713

715003747

715003718

715006767

715006769

### INDIVIDUAL HMWPE SKID PLATES

1	HMWPE Front A-Arm and Trailing Arm Protectors	715002905	715002905	715003552	715003552	715003552
2	HMWPE Front Skid Plate	715003933	715003933	715003933	715003933	715003933
3	HMWPE Central Skid Plate	-	715003731	Standard on X rc models only	-	715003731
4	HMWPE Underbelly Plate	715004904	715004904	Standard on X rc models only	715004904	715004904

# BUMPERS & GUARDS

## BUMPERS

### Front Pre-Runner Bumper

Maverick X3, Maverick X3 MAX

■ **715002878** • Black  
■ **715003433** • Can-Am Red



- Made of 1.5" (3.8 cm) diameter steel tubing with a 1/8" (3 mm) aluminum plate for extra durability.
- Inside and outside anti-corrosion coating with durable powder coat finish.
- Added heavy-duty protection in extreme driving conditions.
- Integrated winch mounting plate and mount points for lights.

### Rear Pre-Runner Bumper

Maverick X3, Maverick X3 MAX

■ **715002880** • Black  
■ **715003436** • Can-Am Red



- Extra-durable 1.5" (3.8 cm) diameter steel tubing with a 1/8" (3 mm) aluminum plate.
- Inside and outside anti-corrosion coating with durable powder coat finish.
- Protects vehicle bodywork and exhaust system.
- Rear Receiver Hitch compatible.
- Required for installation of the Rear Cage Extension.

### Dune Front Bumper

Maverick X3, Maverick X3 MAX

■ **715002961** • Black  
■ **715003432** • Can-Am Red



- Made of 1.5" (3.8 cm) diameter aluminum tubing with a 1/8" (3 mm) aluminum plate.
- Inside and outside anti-corrosion coating with durable powder coat finish.
- Provides added protection without sacrificing the agility and performance advantages of a lighter weight design.
- Features a more pronounced attack angle and integrated mounting points for lights.
- Not winch compatible.

### Dune Rear Bumper

Maverick X3, Maverick X3 MAX 2021 & prior  
Maverick X3, Maverick X3 MAX 2022 & up

■ **715002962** • Black  
■ **715003437** • Can-Am Red  
■ **715009242** • Black



- Made of 1.5" (3.8 cm) diameter aluminum tubing with a 1/8" (3 mm) aluminum plate.
- Inside and outside anti-corrosion coating with durable powder coat finish.
- Provides added protection without sacrificing the agility and performance advantages of a lighter weight design.
- Protects vehicle bodywork and exhaust system.
- Rear hitch compatible.
- Not compatible with Rear Cage Extension, and Lonestar Racing Spare Tyre Holder.

### X rc/X mr Front Bumper

Maverick X3, Maverick X3 MAX

■ **715004788** • Black



- Made of 1.5" (3.8 cm) diameter steel tubing with a 1/8" (3 mm) aluminum plate.
- Inside and outside anti-corrosion coating with durable powder coat finish on steel tubing.
- Offers all the essential features required for technical driving: low front-end protection, support base for winch installation and integrated tow hook.
- Standard on Maverick X3 X rc models.
- Not compatible with winches with steel cable.

### Lonestar Racing Front Bumper

Maverick X3, Maverick X3 MAX  
(not compatible X rc models)

■ **715005510** • Hyper Silver  
■ **715005509** • Black



- Made of 1.5" (3.8 cm) diameter steel tubing with durable powder coat finish and a 1/8" (3 mm) thick aluminum plate for added vehicle-front protection in extreme driving conditions.
- Sleek styling enhances the vehicle's race-inspired look.
- Not winch compatible.
- Not compatible with 10" (25 cm) Baja Designs OnX6 LED Light Bar, and SMART 10" (25 cm) LED Light Bar (715008745).
- Not compatible with stock Smart-Shox.



## Lonestar Racing Rear Bumper

Maverick X3, Maverick X3 MAX 2021 & prior

■ **715005512** • Hyper Silver  
 ■ **715005511** • Black  
 ■ **715004162** • Can-Am Red



- Made of 1.5" (3.8 cm) diameter steel tubing with durable powder coat finish.
- Provides additional vehicle-rear bodywork and exhaust system protection in extreme driving conditions.
- Sleek styling enhances the vehicle's race-inspired look.
- Compatible with Lonestar Racing Spare Tyre Holder.
- Not hitch compatible.

## S3<sup>+</sup> Front Bumper

Maverick X3, Maverick X3 MAX

■ **715004867** • Black



- Made of 1.5" (3.8 cm) diameter steel tubing with a 1/8" (3 mm) aluminum plate for extra durability.
- Inside and outside anti-corrosion coating with durable powder coat finish.
- Added heavy-duty protection in extreme driving conditions.
- Integrated winch support plate and mount points for lights.
- Hook support anchor allows you to keep the winch hook within easy reach when riding in deep mud.
- "S3 for Can-Am" branded.
- Winch not included.

## S3 Rear Bumper

Maverick X3, Maverick X3 MAX 2021 & prior

■ **715004869** • Black



- Made of extra-durable 1.5" (3.8 cm) diameter steel tubing.
- Inside and outside anti-corrosion coating with durable powder coat finish.
- Added heavy-duty protection in extreme driving conditions - protects vehicle bodywork and exhaust system.
- Permits installation of a winch at a higher location to improve accessibility in muddy conditions.
- "S3 for Can-Am" branded.
- Engineered to sustain heavy winch loads without damaging the vehicle's frame.
- Compatible with Can-Am HD and WARN VRX winches - Rear Winch Harness (715006007) is required to install a winch on the bumper.
- Includes a robust recovery hook to facilitate vehicle recovery.
- Winch not included.

## ROCK SLIDERS

### Rock Sliders

Maverick X3 (except X rc)

■ **715002963** • Black  
 ■ **715003438** • Can-Am Red

Maverick X3 MAX

■ **715003730** • Black  
 ■ **715003888** • Can-Am Red



- Made of heavy-duty 1.5" (3.8 cm) diameter steel tubing.
- Inside and outside anti-corrosion coating with durable powder coat finish.
- Protect vehicle's sides and undercarriage against large obstacles.
- Support plate adds rigidity and style.
- Sold in pairs.

### Lonestar Racing Rock Sliders

Maverick X3 (except X rc models)

■ **715005514** • Hyper Silver  
 ■ **715008845** • Black  
 ■ **715008846** • Can-Am Red

Maverick X3 MAX

■ **715008847** • Black  
 ■ **715008848** • Can-Am Red



- Race-engineered to Lonestar Racing's trademark standards for toughness, these stylishly crafted accessories will also enhance your vehicle with visual impact.
- Made of 1.5" (3.8 cm) diameter steel tubing with durable powder coat finish.
- Essential protection from large obstacles for your vehicle's sides.
- Sold in pairs.
- Maverick X3 MAX: Not compatible with the Rear Aluminum Half Doors (715007972).

## INTRUSION BARS

### Front Intrusion Bar

Maverick X3, Maverick X3 MAX

■ **715002889** • Black  
■ **715003435** • Can-Am Red



- Matches vehicle styling.
- Inside and outside anti-corrosion coating with durable powder coat finish steel intrusion bar.
- Tube design reduces obstructed lines of sight and blind spots for better visibility.
- Not compatible with windshields or Lonestar Racing Aluminum Roof.

### Lonestar Racing Front Intrusion Bar

Maverick X3, Maverick X3 MAX

■ **715003916** • Black



- Made of 1.5" (3.8 cm) diameter steel tubing with durable powder coat finish.
- Enhances the racing look of the vehicle.
- Compatible with Lonestar Racing Aluminum Roof and Aluminum Roofs.
- Not compatible with windshields.

### Lonestar Racing Rear Intrusion Bar

Maverick X3 (except X mr models),  
Maverick X3 MAX

■ **715003918** • Black



- Made of 1.5" (3.8 cm) diameter steel tubing with durable powder coat finish.
- Sleek styling enhances the vehicle's race-inspired look.
- Required for the installation of the Lonestar Racing Spare Tyre Holder.
- Not compatible with LinQ mounted accessories or Pre-Filter in the cargo bed.

## OTHER ACCESSORIES

### Fender Flares

Maverick X3, Maverick X3 MAX

**715002973**



- Extended fender flares made from injection-moulded polypropylene.
- Keep mud and debris out of vehicle.
- Designed for quick and easy installation.
- Include front and rear extensions and mounting hardware.

### Lonestar Racing Spare Tyre Holder

Maverick X3, Maverick X3 MAX 2021 & prior  
(except X mr models)

■ **715003922** • Black



- Made of 1.5" (3.8 cm) diameter steel tubing with durable powder coat finish.
- Adjustable height to fit Can-Am tyres up to 30 in.
- Requires Lonestar Racing Rear Bumper and Lonestar Racing Rear Intrusion Bar for installation.
- Cannot hold the Pro Armor Quickshot Wheel Jack and Off-Road Screw Jack.
- Wheel not included.
- Not compatible with the S&B Particle Separator or LinQ accessories intended for the rear of the vehicle.

### Lonestar Racing Number Plate Holder

Maverick X3, Maverick X3 MAX

**715003943**



- Includes a pair of sturdy aluminum number plates that mount on either side of the vehicle rear.
- Not compatible with LinQ Pivoting Rack.
- Numbered decals are available through SCS Unlimited.
- Styling enhances the vehicle's race-inspired look while adding a personal touch.
- Black background.

### S3 Rear Pull Plate

Maverick X3, Maverick X3 MAX 2021 & prior

■ **715004870** • Black  
■ **715005233** • Can-Am Red



- Offers a solid place to hook onto in case towing is needed.
- Allows you to attach most straps and hooks.
- "S3 for Can-Am" branded.

# LINQ: EASY ON, EASY OFF CARGO

## MAVERICK'S LINQ ACCESSORIES

### MOUNTING LOCATION AND REQUIREMENTS

<ul style="list-style-type: none"><li>• No tools needed: Quickly install and remove accessories by hand</li><li>• Equip your Can-Am for specialised tasks in no time</li><li>• Sturdy mounting system that holds up to the roughest terrain</li></ul>	Standard Cargo Bed	LinQ Pivoting Rack 715010786/715008296	Adventure Roof Rack 715003868/715006225
<div>LinQ ACCESSORIES WITH 16" BASE</div> <div><ul style="list-style-type: none"><li>• LinQ anchors mounted 16 inches apart, centre-to-centre.</li><li>• Lower loading capacity than the LinQ with 36" base accessories.</li><li>• Can be used on Can-Am ATV and SxS vehicles, Can-Am Spyder and Ryker vehicles, Sea-Doo watercraft and Ski-Doo snowmobiles.</li></ul></div>			
<div>NEW LinQ Rigid Cooler 4.7 US Gal (18 L) 715010491</div>	LinQ Anchor Adapter Kit 715004960	LinQ Anchor Adapter Kit 715004960	LinQ Base Installation Kit 715008125
<div>NEW LinQ Cooler 5.3 US Gal (20 L) 295101257 • Grey</div>			
<div>LinQ 4.2 Gal Cooler 295100698 • White 219400964 • Black</div>			
<div>LinQ Tool Kit 715006829</div>			
<div>LinQ Tool Box 715008111</div>			
<div>LinQ SR 5.5 Gal (21 L) Bag 860202449</div>			
<div>LinQ 4.5 Gal (17 L) Sport Bag 860202447</div>			
<div>LinQ Modular Box 715005494 • (10 L) 715007112 • (20 L) 715006830 • (30 L)</div>			
<div>LinQ Roll-Top Bag 715008110</div>			
<div>LinQ 5.3 US Gal (20 L) Semi-Rigid Cooler 295101252</div>			
<div>LinQ ACCESSORIES WITH 36" BASE</div> <div><ul style="list-style-type: none"><li>• Mount on LinQ racks often used by Can-Am ORV vehicles.</li><li>• Higher loading capacity than the LinQ with 16" base accessories.</li><li>• Usage is limited to Can-Am ORV vehicles.</li></ul></div>			
<div>LinQ 12 Gal (45 L) Cargo Box 715003879</div>	No further requirements	No further requirements	No compatibility
<div>LinQ 23 Gal (87 L) Trunk Box 715004923</div>	No further requirements		
<div>LinQ 32 Gal (121 L) Trunk Box 715001748</div>	*Not compatible if the LinQ Pivoting Rack is installed.		
<div>LinQ 11.5 Gal (43 L) Audio Cargo Box 715003018</div>	No further requirements		
<div>LinQ 8 Gal (30 L) Cooler Box 715004778 • Black 715004698 • Grey</div>			
<div>LinQ Premium Storage Bag by OGIO† 715002923 • Black</div>			
<div>LinQ Heavy Duty Basket 715001215</div>			
<div>LinQ Low Profile Basket 715004282</div>			
<div>LinQ HOLDERS</div>			
<div>LinQ Gear Grips 715005340</div>	No further requirements	No further requirements	Side wall installation LinQ Adapters 715003058
<div>LinQ Tool Holder 715007358</div>			

The LinQ system is BRP's game-changing, tool-free cargo solution. Snap gear on or off in seconds. No fuss, no rattle, just rock-solid mounting on any terrain.

# LINQ SYSTEM ADVANTAGE

## ORIGINAL LinQ SYSTEM

Handles medium- to large-sized gear with two anchor setups: the 16" base for standard accessories and the 36" base for racks and serious payloads.

## LinQ LITE

Made for smaller items, lightweight gear you can hang from rails or vertical mounts.



### LinQ ACCESSORIES WITH 16" BASE

<b>NEW</b> LinQ Rigid Cooler 4.7 US Gal (18 L)	Maverick X3, Maverick X3 MAX	<b>715010491</b>
--	------------------------------	------------------



- Versatile LinQ 16" configuration fits many vehicles.
- Durable rotomoulded rigid construction.
- Moulded-in handles for quick installation and removal.
- High quality insulation for optimal ice retention.
- Sealed lid for airtight, weather-tight closure.
- Ergonomic and secure latch system offers excellent sealing.
- 4.7 US gal (18 L) capacity.
- Not compatible below the LinQ Pivoting Rack (715010786 or 715008296).
- See table for installation location and requirements.
- Exterior Dimensions: 21" L x 12" W x 15" H.

<b>NEW</b> LinQ Cooler 5.3 US Gal (20 L)	Maverick X3, Maverick X3 MAX	<b>295101257</b>
--	------------------------------	------------------



- LinQ-mounted for fast, easy, and secure storage.
- Locks in place with just a quarter turn.
- High-quality insulation for optimal ice retention.
- Keeps ice cold for 5 days.
- Rotomoulded construction for exceptional rigidity and durability.
- Sealed lid for airtight, weather-tight closure.
- Rigid handles make transportation easy.
- Horizontal locking handles allow for installation of LinQ Lite accessories.
- Holds thirty-four 355 ml cans.
- 5.3 US gal (20 L) capacity.
- Exterior dimensions: 21" L x 15" W x 14" H.
- Interior dimensions: 15" L x 10" W x 9" H.
- LinQ Base Installation Kit (715008125) is required for installation.
- Not compatible below the LinQ Pivoting Rack (715010786 or 715008296).

*Note: Cannot be mounted on the LinQ Stackable Fuel Caddy.*

<b>LinQ Modular Box</b>	Maverick X3, Maverick X3 MAX	<b>715005494</b> • (10 L)
		<b>715007112</b> • (20 L)
		<b>715006830</b> • (30 L)



- Allows stacking of other modular boxes to always have the right gear accessible.
- Always have the right box size to fit everything.
- Can be installed on any LinQ base with a 16" width.
- See table for installation location and requirements.



<b>Thermal Insert for LinQ Modular Box (10 L)</b>		Maverick X3, Maverick X3 MAX	<b>219401110</b>
	<ul style="list-style-type: none"> <li>• Insulated liner.</li> <li>• Fits very well in the LinQ Modular Box (10 L).</li> <li>• Can contain seven 355 ml cans.</li> <li>• Keeps ice cold for one day.</li> <li>• Interior dimensions: 9" L x 17" W x 2½" H.</li> </ul>		
<b>LinQ Tool Box</b>		Maverick X3, Maverick X3 MAX	<b>715008111</b>
	<ul style="list-style-type: none"> <li>• High precision injected HDPE construction provides rigidity and durability.</li> <li>• 5 gal (19 L) maximum capacity.</li> <li>• Weather-resistant, sealed, and lockable cover.</li> <li>• Easy one-second On / Off tool-less system.</li> <li>• All the benefits of LinQ - simple, fast, and secure.</li> <li>• See table for installation location and requirements.</li> </ul>		
<b>LinQ Tool Kit</b>		Maverick X3, Maverick X3 MAX	<b>715006829</b>
	<p>Includes:</p> <ul style="list-style-type: none"> <li>- Cutter pliers</li> <li>- Long-nose pliers</li> <li>- Locking pliers</li> <li>- Ratchet wrench ¾" drive</li> <li>- 6" ratchet extension</li> <li>- Integrated CVT belt storage location (belt not included)</li> <li>- Long-socket 19 mm ¾" drive – 6 pts</li> <li>- Socket 18 mm ¾" drive</li> <li>- Long-socket 17 mm ¾" drive – 6 pts</li> <li>- Socket 15 mm ¾" drive</li> <li>- Socket 13 mm ¾" drive</li> <li>- Socket 10 mm ¾" drive</li> <li>- Socket 8 mm ¾" drive</li> <li>- Socket Torx T40 ¾" drive</li> <li>- Socket Torx T30 ¾" drive</li> <li>- Socket Torx T20 ¾" drive</li> <li>- Breaker bar ¾" drive</li> <li>- Combination Wrench set: <ul style="list-style-type: none"> <li>- Wrench 19 mm</li> <li>- Wrench 18 mm</li> <li>- Wrench 15 mm</li> </ul> </li> <li>- Wrench 13 mm</li> <li>- Wrench 10 mm</li> <li>- Wrench 8 mm</li> <li>• See table for installation location and requirements.</li> </ul>		
<b>LinQ 4.2 Gal (16 L) Cooler</b>		Maverick X3, Maverick X3 MAX	<div> <div></div> <div>219400964 • Black</div> </div> <div> <div></div> <div>295100698 • White</div> </div>
	<ul style="list-style-type: none"> <li>• All the benefits of LinQ - simple, fast, and secure.</li> <li>• Rotomoulded construction for exceptional rigidity and durability.</li> <li>• Premium-quality foam insulation for optimal ice retention.</li> <li>• Uses LinQ mounting system (Patent US 8777531 and US 8875830).</li> <li>• Easy one-second On / Off tool-less system.</li> <li>• Can contain twenty 355 ml cans.</li> <li>• Keeps ice cold for three days.</li> <li>• Exterior dimensions: 13" L x 20" W x 10" H.</li> <li>• Interior dimensions: 9" L x 17" W x 7" H.</li> <li>• See table for installation location and requirements.</li> </ul>		
<b>NEW LinQ 5.3 US Gal (20 L) Semi-Rigid Cooler</b>		Maverick X3, Maverick X3 MAX	<b>295101252</b>
	<ul style="list-style-type: none"> <li>• 5.3 US gal (20 L) of insulated, water-resistant capacity.</li> <li>• Quick, easy, and secure LinQ system installation.</li> <li>• Attaches with one set of LinQ fasteners.</li> <li>• Single-day-use soft cooler.</li> <li>• Mesh pocket on top of the lid.</li> <li>• Zippered pocket under the lid for quick and easy access.</li> <li>• Removable interior for easy cleaning.</li> <li>• Carry handles for easy transport.</li> <li>• Can contain twelve 355 ml cans.</li> <li>• Dimensions: 19" L x 13" W x 10" H.</li> <li>• See table for installation location and requirements.</li> </ul>		
<b>LinQ 4.5 Gal (17 L) Sport Bag</b>		Maverick X3, Maverick X3 MAX	<b>860202447</b>
	<ul style="list-style-type: none"> <li>• All the benefits of LinQ - simple, fast, and secure.</li> <li>• 17 liter (4.5 US gallon) capacity.</li> <li>• Thermoformed bag base in HDPE (High Density Polyethylene) providing rigidity and durability.</li> <li>• Rigid bottom, semi-rigid top.</li> <li>• Easy one-second On / Off tool-less system.</li> <li>• See table for installation location and requirements.</li> </ul>		
<b>LinQ SR 5.5 Gal (21 L) Bag</b>		Maverick X3, Maverick X3 MAX	<b>860202449</b>
	<ul style="list-style-type: none"> <li>• All the benefits of LinQ - simple, fast, and secure.</li> <li>• Semi-rigid expandable bag.</li> <li>• 5.5 gal (21 L) capacity.</li> <li>• Utilises LinQ mounting system (Patent US 8777531 and US 8875830).</li> <li>• Easy one-second On / Off tool-less system.</li> <li>• See table for installation location and requirements.</li> </ul>		
<b>LinQ Roll-Top Bag</b>		Maverick X3, Maverick X3 MAX	<b>715008110</b>
	<ul style="list-style-type: none"> <li>• Fully waterproof roll-top dry bag will securely store and confine your equipment.</li> <li>• LinQ mounted using heavy-duty rigid plastic base.</li> <li>• High capacity storage solution (40 L).</li> <li>• Bottom foam liner for additional equipment protection.</li> <li>• Integrated handle for easy transportation On / Off the vehicle.</li> <li>• Dimensions: 14" L x 19" W x adjustable H.</li> <li>• See table for installation location and requirements.</li> </ul>		

## LinQ ACCESSORIES WITH 36" BASE

### LinQ 12 Gal (45 L) Cargo Box

Maverick X3, Maverick X3 MAX

**715003879**



- LinQ mounted for easy-on, easy-off installation.
- Holds cargo safely and securely while riding.
- See table for installation location and requirements.

### LinQ 23 Gal (87 L) Trunk Box

Maverick X3 (except X mr models),  
Maverick X3 MAX

**715004923**



- LinQ mounted for easy-on, easy-off installation.
- Holds cargo safely and securely while riding.
- See table for installation location and requirements.

### LinQ 32 Gal (121 L) Trunk Box

Maverick X3 (except X mr models),  
Maverick X3 MAX

**715001748** • (No rear tail light)



- Equipped with the LinQ system, the rear trunk box plugs in and out in seconds.
- 32 gal (121 L) load capacity with unobstructed space to maximise storage room and access to the trunk's interior.
- Made of injection-moulded polyethylene, double walled in critical areas.
- The fully sealed lid protects your belongings from dust, moisture, and the elements.
- No rear tail light.
- Trunk Box Panels available in many colours to match your vehicle (sold separately).
- See table for installation location and requirements.

### LinQ 32 Gal (121 L) Trunk Box Panels

Fit with LinQ 32 Gal (121 L) Trunk Box



- Colour panels to match the LinQ 32 gal (121 L) Trunk Box to your vehicle.
- No rear tail light

■ **715001397** • Black  
■ **715001398** • Yellow  
■ **715002483** • White

■ **715006121** • Can-Am Red  
■ **715006123** • Orange Crush  
■ **715006124** • Viper Red

### LinQ 8 Gal (30 L) Cooler Box

Maverick X3, Maverick X3 MAX

■ **715004778** • Black  
■ **715004698** • Grey



- LinQ mounted for easy on, easy off installation.
- Rotomoulded construction provides exceptional rigidity and durability.
- Premium-quality foam insulation for optimal ice retention.
- Integrated, fully-removable compartment protects food.
- Robust rubber latches keep the cover tightly closed.
- Weather-resistant.
- Convenient drain plug.
- See table for installation location and requirements.

### LinQ 11.5 Gal (43 L) Audio Cargo Box

Maverick X3, Maverick X3 MAX

**715003018**



- An affordable and quick solution for adding music and storage to your next ride.
- The rear installation does not use up any cab space and allows easy listening at an average speed.
- Mounts On / Off easily to hold/carry cargo safely and securely.
- Backlit control panel perfect for night riding.
- Water-resistant speakers.
- The Bluetooth<sup>®</sup> enabled receiver and 6.5" speakers are smartly concealed and integrated in the cover.
- Automatic shut-off function protects your battery by turning the system off after 10 minutes of inactivity.
- See table for installation location and requirements.

### LinQ Heavy-Duty Basket

Maverick X3, Maverick X3 MAX

**715001215**



- Made of high-strength, low-alloy steel.
- LinQ mount for easy-on, easy-off installation.
- See table for installation location and requirements.


### LinQ Premium Storage Bag by OGIO

Maverick X3, Maverick X3 MAX


■ **715002923** • Black





- Tool-less installation and removal thanks to the LinQ system.
- 17.2 gal (65 L) capacity semi-rigid cargo bag ideal for carrying anything you need on your vehicle.
- Buckle and elastic closure with a rubber seal that prevents dust from entering the bag.
- 3-section lid for partial or full access to your bag.
- Inside separators for optimal bag organisation.
- See table for installation location and requirements.


<b>LinQ Low Profile Basket</b>	Maverick X3, Maverick X3 MAX	<b>715004282</b>
	<ul style="list-style-type: none"> <li>• Low profile, open basket increases cargo space.</li> <li>• Perfect for easy access to tools, rope, and winch.</li> <li>• Multiple bungee cord and tie-down anchor points.</li> <li>• Made of impact-resistant injected polypropylene.</li> <li>• See table for installation location and requirements.</li> </ul>	

## LinQ HOLDERS


<b>NEW LinQ Lite Action Camera Holder</b>	Maverick X3, Maverick X3 MAX 2026	<b>295101139</b>
	<ul style="list-style-type: none"> <li>• LinQ Lite attachment system for cameras.</li> <li>• Provides great vantage points to capture photos and videos.</li> <li>• Offers 360-angle positioning for perfect filming and taking photos.</li> <li>• Designed to hold devices securely.</li> <li>• Fast, easy attachment and removal.</li> </ul>	


<b>NEW LinQ Lite Device Holder</b>	Maverick X3, Maverick X3 MAX 2026	<b>715009201</b>
	<ul style="list-style-type: none"> <li>• Made with strong magnets that you can trust while riding through rough terrain</li> <li>• Includes everything needed for installation on your favorite electronic devices: 2 pre-assembled Can-Am plates with 3M multi-surface adhesive.</li> <li>• 360° adjustment for an improved driving experience and immersion.</li> <li>• Secure LinQ Lite attachment allows you to install/remove the holder in seconds.</li> <li>• Robust plastic and aluminum construction allows for the right fit and easy installation.</li> <li>• Compatible with the Cellphone Holder (715008786).</li> <li>• To keep a good vision while driving, we recommend using this device for smartphones only.</li> </ul>	


<b>LinQ Tool Holder</b>	Maverick X3, Maverick X3 MAX	<b>715007358</b>
	<ul style="list-style-type: none"> <li>• Ultra-versatile tool holder.</li> <li>• Convenient swivel-latch allows tools to be stored in any orientation.</li> <li>• Sold in pairs.</li> </ul>	





<b>LinQ Gear Grips</b>	Maverick X3, Maverick X3 MAX	<b>715005340</b>
	<ul style="list-style-type: none"> <li>• Durable and flexible grips provide a custom fit for a variety of items from 1" to 4" (2.5 cm to 10 cm) in diameter.</li> <li>• Heavy-duty design for carrying bows, fishing poles, rakes, farm tools, and more.</li> <li>• Quick-release button opens grip quickly for easy access to gear.</li> <li>• Heavy-duty base system built for the toughest adventures.</li> <li>• Make transporting your tools a snap by combining the LinQ Gear Grips with the LinQ system.</li> <li>• 360° orientation.</li> <li>• Sold in pairs.</li> </ul>	

## LinQ MOUNTING

<b>LinQ Anchor Adapter Kit</b>	Maverick X3, Maverick X3 MAX	<b>715004960</b>
	<ul style="list-style-type: none"> <li>• Allows the installation of LinQ accessories with 16" base on LinQ racks.</li> <li>• Tool-less installation and removal.</li> </ul>	




<b>LinQ Base Installation Kit</b>	Maverick X3, Maverick X3 MAX	<b>715008125</b>
	<ul style="list-style-type: none"> <li>• Allows installation of compatible LinQ accessories.</li> <li>• Included: 2 LinQ Cargo bases and hardware.</li> </ul>	

<b>LinQ Lock</b>	Maverick X3, Maverick X3 MAX	<b>860201968</b>
	<ul style="list-style-type: none"> <li>• Simple way to securely lock most LinQ accessories.</li> <li>• Lock cover protects lock from the elements.</li> <li>• Corrosion resistant.</li> <li>• Pack of 1, includes 2 keys.</li> <li>• Not compatible with LinQ 4.2 US Gal (16 L) Cooler, LinQ Tool Box, LinQ Tool Holder, or LinQ Gear Grips.</li> </ul>	

<b>LinQ Replacement Part</b>	Maverick X3, Maverick X3 MAX	<b>715010798</b>
 <ul style="list-style-type: none"> <li>• Unique mounting fastener usable on any LinQ system accessory.</li> <li>• Tool-less installation and removal.</li> <li>• Sold in pairs.</li> </ul>		
<b>LinQ Adapter</b>	Maverick X3 MAX	<b>715003058</b>
 <ul style="list-style-type: none"> <li>• Allows the installation of the LinQ Tool Holder on the Adventure Roof Rack.</li> <li>• Sold in pack of 4.</li> </ul>		
<b>Cargo Box Net</b>	Maverick X3, Maverick X3 MAX	<b>715001371</b>
 <ul style="list-style-type: none"> <li>• Solid net designed to secure and ensure the compact confinement of your Adventure Roof Rack.</li> </ul>		
<b>Spare Tyre Ratchet Tie-Downs</b>	Maverick X3, Maverick X3 MAX	<b>280000955</b>
 <ul style="list-style-type: none"> <li>• 3-way ratcheting tie-down strap with loop ends.</li> <li>• Designed to securely hold spare tyres on accessories equipped with integrated spare tyre attachment points.</li> <li>• Adjustable to accommodate most common UTV tyre sizes.</li> <li>• Ratchet and junction ring made of durable zinc-plated steel.</li> <li>• Required for spare tyre attachment on Adventure Roof Rack.</li> </ul>		

# RACKS & STORAGE

## RACKS

<b>LinQ Pivoting Rack</b>	Maverick X3, Maverick X3 MAX (except X mr models and X rc with Smart-Shox)	<b>715010786</b> - Black <b>715008296</b> - Can-Am Red
 <ul style="list-style-type: none"> <li>• LinQ latched rack allows for extra LinQ mounted accessories or for carrying a spare tyre (tyre not included).</li> <li>• Includes custom tie-down strap for fast spare tyre installation or removal (tyre not included).</li> <li>• Gas-cylinder pivot action, locks in the raised position.</li> <li>• Trunk Boxes over 20 gal (75 L) do not fit on the vehicle when the rack is installed.</li> <li>• Not compatible with Rear Intrusion Bars, Rear Cage Extension, and Lonestar Racing Aluminum Roofs.</li> <li>• Not compatible with snorkel and rad relocater.</li> </ul>		
<b>Adventure Roof Rack</b>	Maverick X3 Maverick X3 MAX	<b>715006225</b> <b>715003868</b>
 <ul style="list-style-type: none"> <li>• Ideal cargo solution for packing everything you need to live your Off-Road experience fully and completely.</li> <li>• Built with lightweight 1.25" (3.2 cm) diameter steel tubing.</li> <li>• Integrated mounting points for lights can hold up to eight pod-type LED lights (six front and two back) or a 40" (102 cm) LED bar (front).</li> <li>• Features anchor points for spare-tyre attachment.</li> <li>• LinQ anchor on both sides.</li> <li>• Spare Tyre Tie-Downs sold separately.</li> <li>• Add the Cargo Box Net to secure and confine your cargo in the rack.</li> <li>• Loads up to 75 lb (34 kg).</li> </ul>		
<b>Adventure Roof Rack</b>	Maverick X3	<b>715007186</b>
 <ul style="list-style-type: none"> <li>• The ideal cargo solution. Pack all the gear you need to take on any off-road experience.</li> <li>• Built using lightweight 1.25" (3.2 cm) diameter steel tubing.</li> <li>• Supports loads of up to 75 lb (34 kg).</li> <li>• This roof rack features a height adjustment setting to precisely accommodate a stock roof.</li> <li>• Integrated mounting points for lights.</li> <li>• Features anchor points for a spare tyre attachment.</li> <li>• LinQ anchor on both sides.</li> <li>• The Spare Tyre Tie-Downs sold separately.</li> <li>• Sport Roof or Aluminum Roof is required for installation.</li> </ul>		



## STORAGE

Passenger Storage Seat Bag	Maverick X3, Maverick X3 MAX	715008080
 <ul style="list-style-type: none"> <li>• This weather-resistant bag holds your gear safely and securely while you ride.</li> <li>• Bag settling on the passenger's seat to increase the vehicle's cargo capacity.</li> <li>• This bag features a 14.5 gal (55 L) storage capacity and is divided into two compartments.</li> <li>• The top compartment is insulated to keep your beverages cold and includes two cup holders.</li> <li>• Additional pocket inside for additional storage, such as a cell phone.</li> <li>• The bottom compartment is accessible from both sides and serves as a large pocket for storing various items.</li> <li>• The detachable pocket at the front of the bag can be used as a garbage bag.</li> </ul>		
Shoulder Storage Bag	Maverick X3 (except X mr models), Maverick X3 MAX (rear only)	715004277
 <ul style="list-style-type: none"> <li>• Bag attaches in unused space between the seats to increase your vehicle's cargo capacity.</li> <li>• Installs between the rear seats only on MAX models.</li> </ul>		
Front Shoulder Storage Bag	Maverick X3 MAX	715004888
 <ul style="list-style-type: none"> <li>• Opens on each side so that both front and rear passengers can access the bag's content.</li> <li>• Installs between the driver's and passengers' seats on MAX models.</li> </ul>		
Overhead Storage Bag	Maverick X3, Maverick X3 MAX	715004275
 <ul style="list-style-type: none"> <li>• Weather-resistant bag, holds your gear safely and securely while riding.</li> <li>• Makes smart use of your overhead space to increase your vehicle's cargo capacity by 2.6 gal (10 L).</li> <li>• Semi-rigid construction renders it flexible enough to fit odd-shaped loads.</li> <li>• Touchscreen-compatible clear front pocket allows for easy access to your smartphone.</li> <li>• Not compatible with the Bimini Roof.</li> </ul>		
Upper Door Storage Bags	Maverick X3, Maverick X3 MAX	715004276
 <ul style="list-style-type: none"> <li>• Weather-resistant, they'll hold your gear safely and securely while riding.</li> <li>• Bags attach on stock quarter doors to increase your vehicle's cargo space.</li> <li>• Each bag is designed as a 1.3 gal (5 L) capacity pocket also equipped with inner netting compartments.</li> <li>• Semi-rigid construction renders them flexible enough to fit odd-shaped loads.</li> <li>• Sold in pairs.</li> </ul>		
Lower Door Panel Storage Bags	Maverick X3, Maverick X3 MAX	715004355
 <ul style="list-style-type: none"> <li>• Weather-resistant, they'll hold your gear safely and securely while riding.</li> <li>• Bags attach on Lower Door Panels to increase your vehicle's cargo space.</li> <li>• Each bag is designed as a 1.6 gal (6 L) capacity pocket also equipped with inner netting compartments.</li> <li>• Semi-rigid construction renders them flexible enough to fit odd-shaped loads.</li> <li>• Sold in pairs.</li> <li>• Not compatible with Aluminum Half Doors.</li> <li>• Lower add-on doors required for installation.</li> </ul>		
Soft Storage Bag	Maverick X3, Maverick X3 MAX	715003759
 <ul style="list-style-type: none"> <li>• 11.8 gal (45 L) capacity soft cargo bag designed with vehicle's rear in mind to maximise potential storage.</li> <li>• 3 sections.</li> <li>• Weatherproof.</li> </ul>		
Storage 2.6 Gal (10 L) Bag	Maverick X3, Maverick X3 MAX	269502121
 <ul style="list-style-type: none"> <li>• Roll-top dry bag for fully protecting your cargo from the elements.</li> </ul>		



# SMART ACCESSORIES

Powered by the ACM, SMART Accessories respond automatically to speed, steering, and other sensor data, adjusting light output, behavior, and function in real time.

## A RESPONSE SYSTEM THAT TAKES TECH TO THE NEXT LEVEL.

### ACM

This is the brain of the SMART Ecosystem. It reads multiple sensors on the vehicle and translates the reading into actions for the accessories.



### 10.25" TOUCHSCREEN DISPLAY

When your vehicle is equipped with the 10.25" touchscreen display, it allows you to control up to 19 accessories at the same time.



### SMART CONTROL CENTRE

Allows you to quickly access SMART Accessories (can be used with or without the 10.25" touchscreen display).



### SMART ACCESSORIES

Accessories designed to execute multiple functions depending on the input from the ACM.



# ACM & SMART ACCESSORIES

## ACCESSORY CONTROL MODULE (ACM)

### NEW Accessory Control Module

Maverick X3, Maverick X3 MAX  
(with touchscreen display)

**715010097**



- Bringing the SMART to accessories using live vehicle ECU information to maximise your accessory experience.
- Connect your accessories to the 10.25" Colour Touchscreen Display.
- Easy accessory installation (plug and play).
- Creates an ecosystem that makes installing accessories quicker and easier.
- Includes ACM Front Harness to connect front-mounted SMART accessories to the Accessory Control Module (two auxiliary connectors available).

### NEW Rear ACM Harness

(Not illustrated)

Maverick X3, Maverick X3 MAX  
(with touchscreen display)

**715009268**

- Required to connect rear-mounted accessories and rear chase lights to the ACM.
- Creates an ecosystem that makes installing accessories quicker and easier.
- Five auxiliary connectors are available.

### NEW SMART Control Centre for ACM

Maverick X3, Maverick X3 MAX  
(with touchscreen display)

**715010834**



- Control the accessories with the selection of different modes, the illuminated halo around the button indicates the active mode.
- Icons illuminate when accessories are activated.
- Make accessory control changes without having to take your eyes off the trail by choosing the accessory button required (quick access).
- All Front LED Off button to turn off all front lights with one click. Remembers the last programmed setups when this button is pressed again.
- 6 pre-programmed buttons (Light Bars, PowerFlip Windshield, All Front LED Off, Corner Lights) and 10 programmable buttons to customise according to the accessories installed.
- Requires Accessory Control Module.

## SMART ACCESSORIES

### NEW SMART Integrated LED Roof Light

Maverick X3, Maverick X3 MAX (2020 & up)

**715010102**



- Mounted under the roof for a signature look.
- Windshield compatible except with the PowerFlip.
- Intensity varies (increases or decreases) according to the speed of the vehicle with the installation of the Accessory Control Module (ACM) (Spot/Flood ratio).
- Spot/Flood combo beam.
- 22,100 lumens.
- Off/Low/High (switch activated).
- Off/Low/High/SMART Automatic Mode (Accessory Control Module (ACM) activated).
- Accessory Control Module (715010097) is required for SMART functionality.
- Integrated LED Roof Light Wiring Harness (715008209) is required for On / Off function when ACM is not installed. Sold separately.
- Not compatible with PowerFlip Windshield (715007097).

### NEW SMART 10" (25 cm) LED Light Bar

Maverick X3, Maverick X3 MAX

**715008745**



- The perfect combination of powerful white and selective yellow LEDs.
- The selective yellow LEDs are ideal for driving in low visibility conditions.
- The light is composed of 16 white LEDs and 8 yellow LEDs.
- Spot and Flood combo beam.
- The side lens design provides highly effective wide-angle illumination.
- The white LEDs produce 8,100 raw lumens and the selective yellow 2,640 raw lumens, delivering stunning lighting performance.
- The lens is made from hard-coated polycarbonate.
- IP67 and IP69k submersible and pressure washer safe.
- Switch options: Off, Low and High. Colour change by flicking the switch quickly.
- SMART options: Off, Low, High, colour change, and SMART Automatic Mode.
- SMART MODE: Intensity increases or decreases and Spot/Flood ratio varies according to the speed of the vehicle with the installation of the Accessory Control Module (ACM).
- Accessory Control Module (715010097) is required for SMART functionality.
- Wiring Harness (715009886) is required for On / Off function when ACM is not installed. Sold separately.

### NEW SMART 40" (102 cm) LED Light Bar

Maverick X3, Maverick X3 MAX

**715008747**



- The perfect combination of a powerful white or selective yellow LEDs.
- The selective yellow LEDs are ideal for driving in low visibility conditions.
- The light is composed of 64 white LEDs and 32 yellow LEDs.
- Spot and Flood combo beam.
- The side lens design provides highly effective wide-angle illumination.
- The white LEDs produce 32,000 raw lumen, and the selective yellow 10,560 raw lumens, delivering stunning lighting performance.
- The lens is made from hard-coated polycarbonate.
- IP67 and IP69k submersible and pressure washer safe.
- Switch options: Off, Low and High. Colour change by flicking the switch quickly.
- SMART options: Off, Low, High, colour change, and SMART Automatic Mode.
- SMART MODE: Intensity increases or decreases and Spot/Flood ratio varies according to the speed of the vehicle with the installation of the Accessory Control Module (ACM).
- Accessory Control Module (715010097) is required for SMART functionality.
- See table for installation location and requirements.

## NEW SMART LED Chase Lights

Maverick X3, Maverick X3 MAX

715007727



- Designed by Can-Am to make you visible to vehicles riding behind you, especially in dusty or harsh conditions.
- Four modes available:
  - Trail Mode: serves as a taillight and as a brake light.
  - Chasing Mode: displays amber light pattern and serves as a brake light.
  - Work Mode: White light to light up your cargo bed.
  - Reverse Mode (when connected with Accessory Control Module (ACM)): serves as a back up light.
- Modular to allow installation with rear roll cage mounted accessories.
- Plug-and-play installation with the Accessory Control Module (ACM).
- Accessory Control Module (715010097) and Rear ACM Harness (715009268) are required for SMART functionality.
- Wiring harness required for a non-smart function when ACM is not installed. Sold separately.

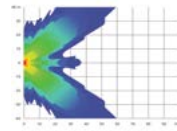
## SMART Integrated LED Side Mirror Lights

Maverick R, Maverick R MAX

715007185



3,000 lumens



- Light up corners.
- Increase the width of the beams and illuminate the wheels for increased visibility.
- Wide flood beam.
- 3,000 lumens for each light.
- Left and right dynamic lighting with Accessory Control Module (ACM) install. Follow steering wheel input.
- Accessory Control Module (715010097) is required for SMART functionality.
- Require Aluminum Side Mirrors (715007363).
- Electric Harness required (715008212) to hook up and operate the Integrated LED Side Mirror Lights for On / Off function when ACM is not installed. Sold separately.

# LIGHTS

## CAN-AM LIGHTS WITH ACM

	1 CHOOSE YOUR MOUNT POINT	2 CHOOSE YOUR LIGHTS				
		SMART Integrated LED Roof Light 715010102	SMART Integrated LED Side Mirror Lights 715007185	SMART LED Chase Lights 715007727	SMART 40" (102 cm) LED Light Bar 715008747	SMART 10" (25 cm) LED Light Bar 715008745
SMART FUNCTIONALITY	Vehicle Integrated	Accessory Control Module 715010097	Aluminum Side Mirrors 715007363 + Accessory Control Module 715010097	Accessory Control Module 715010097 + Rear ACM Harness 715009268	No compatibility	No compatibility
	Front Bumper (except XMR/XRC and Lonestar)	No compatibility			No compatibility	Accessory Control Module 715010097
	Sport Roof with Light Support Bar 715003529					
	Audio Roof (no additional bracket needed)				Accessory Control Module 715010097	No compatibility
	Adventure Roof Rack 715006225, 715003868, 715007186					

## CAN-AM LIGHTS WITHOUT ACM

	1 CHOOSE YOUR MOUNT POINT	2 CHOOSE YOUR LIGHTS				
		SMART Integrated LED Roof Light 715010102	SMART Integrated LED Side Mirror Lights 715007185	SMART LED Chase Lights 715007727	SMART 40" (102 cm) LED Light Bar 715008747	SMART 10" (25 cm) LED Light Bar 715008745
ON / OFF FUNCTIONALITY	Vehicle Integrated	Wiring Harness 715008209	Aluminum Side Mirrors 715007363 + Wiring Harness 715008212	Wiring Harness 715008210	No compatibility	No compatibility
	Front Bumper (except XMR/XRC and Lonestar)	No compatibility				Lights Wiring Harness 715009886
	Sport Roof with Light Support Bar 715003529					No compatibility



2 CHOOSE YOUR LIGHTS											
1 CHOOSE YOUR MOUNT POINT	BAJA DESIGNS <sup>†</sup> LIGHTS					CAN-AM LIGHTS					
	10" (25 cm) LED Light Bar	40" (102 cm) Baja Design OnX6 Arc LED Light Bar	XL Sport LED Lights (sold in pairs)	Squadron Sport LED Lights (sold in pairs)	XL80 LED Lights (sold in pairs)	10" Double Stacked LED Bar	15" Double Stacked LED Bar	39" Double Stacked LED Bar	4" Round LED Lights (sold in pairs)	3.5" Spot or Flood LED Lights (sold in pairs)	
Front Pre-runner or Dune Bumpers	710006819 + 715007049 (Power Cable)	710006818 + 715008864 (Power Cable)	710006821 + 715008865 (Power Cable)	710006820 + 715008865 (Power Cable)	710005041 + 715007049 (Power Cable)	715002933 + 715003417 (Power Cable)	715002934 (Not compatible with Pre-runner Bumper) + 715003417 (Power Cable)	No compatibility	715002935 (4" Round), 715009774 (3.5" Flood) or 715009775 (3.5" Spot) + 715003417 (Power Cable)		
Lonestar Racing Front Bumper		NA	710006821 + 715008865 (Power Cable)	710006820 + 715008865 (Power Cable)	710005041 + 715007049 (Power Cable)	No compatibility					
Light Support Bar or Adventure Roof Rack	NA	710006818 + 715008864 (Power Cable)	710006821 + 715008865 (Power Cable)	710006820 + 715008865 (Power Cable)	710005041 + 715007049 (Power Cable)	NA	715002934 + 715003417 (Power Cable)				715004007 + 715005822 (Light Mounting Kit)
Lonestar Racing 40" (102 cm) LED Light Bar Rack		710006818 + 715008864 (Power Cable)	NA	NA	NA		NA				NA
Lonestar Racing Light Rack		NA	710006821 + 715008865 (Power Cable)		710005041 + 715007049 (Power Cable)						
3 ORDER											
ORDER ALL PART NUMBERS IN INTERSECTING BOX <small>*Note: When installing more than one light kit, additional light power cable or mounting kit is required.</small>											

\*All lights are intended for off-road use only.

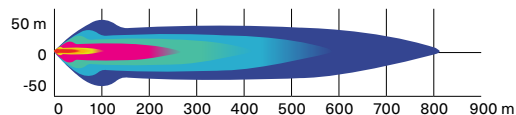
## 40" (102 cm) Baja Designs OnX6 Arc LED Light Bar

Maverick X3, Maverick X3 MAX

710006818



29,000 lumens



- 252 W light bar producing 29,000 lumens.
- Equipped with 24 Cree XM-L2 LEDs.
- Driving/combo light pattern for smooth blend of light for both near field applications and distance.

- Designed for installation onto Light Support Bar equipped roofs.
- Requires Light Power Cable and Light Support Bar.
- See table for installation location and requirements.

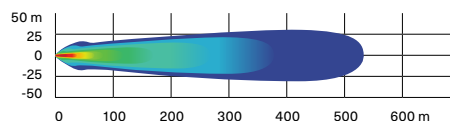
## Baja Designs 10" (25 cm) OnX6 LED Light Bar

Maverick X3, Maverick X3 MAX

710006819



12,460 lumens



- 108 W light bar producing 12,460 lumens.
- Equipped with 6 Cree XM-L2 LEDs.
- Driving/combo light pattern for smooth blend of light for both near field applications and distance.

- Dual intensity (high/low) settings.
- Requires Baja Designs Light Power Cable.
- See table for installation location and requirements.

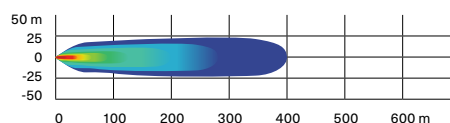
## Baja Designs XL80 LED Lights

Maverick X3, Maverick X3 MAX

710005041



9,500 lumens

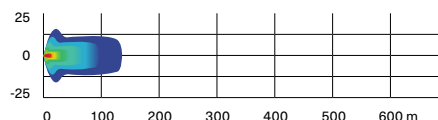


- 80 W per spot producing 9,500 lumens.
- Equipped with 4 Cree XHP50 LEDs per spot.
- Dual intensity (high/low) settings.
- Driving/combo light pattern for smooth blend of light for both near field applications and distance.

- Require Baja Designs Light Power Cable.
- Sold in pairs.
- Dimensions: 4.5" x 4.5" (11.4 cm x 11.4 cm).
- See table for installation location and requirements.

**Baja Designs Squadron Sport LED Lights**

Maverick X3, Maverick X3 MAX

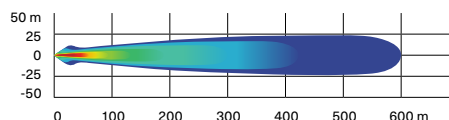
**710006820****3,150 lumens**

- 26 W per spot producing 3,150 lumens.
- Equipped with 4 Cree XP-G2 LEDs per spot.
- Wide cornering light pattern designed specifically for cornering, dust and/or fog conditions.

- Require Baja Designs Light Power Cable.
- Sold in pairs.
- Dimensions: 3" x 3" (7.6 cm x 7.6 cm).
- See table for installation location and requirements.

**Baja Designs XL Sport LED Lights**

Maverick X3, Maverick X3 MAX

**710006821****3,150 lumens**

- 26 W per spot producing 3,150 lumens.
- Equipped with 4 Cree XP-G2 LEDs per spot.
- High Speed Spot features a longer and narrower beam focus for illumination farther down.

- Require Baja Designs Light Power Cable.
- Sold in pairs.
- Dimensions: 4.5" x 4.5" (11.4 cm x 11.4 cm).
- See table for installation location and requirements.

**Lights Power Cable***(Not illustrated)*

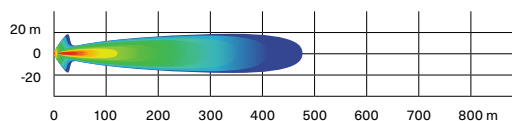
Maverick X3, Maverick X3 MAX

**715003417****715007049****715008865****715008864**

- Required for installation of Baja Designs LED lights onto roof or bumper.
- 10" (25 cm) Baja Designs OnX6 LED Bars and Baja Designs XL80 LED Lights (715007049).
- Baja Designs XL Sport LED Lights and Baja Designs Squadron Sport LED Lights (715008865).
- 40" (102 cm) Arc LED Light Bar ONX6 (715008864).

**10" (25 cm) Double Stacked LED Light Bar (60 W)**

Maverick X3, Maverick X3 MAX

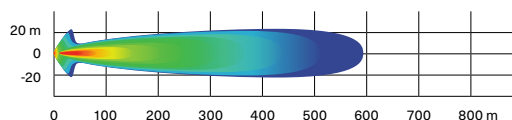
**715002933****5,400 lumens**

- Equipped with twelve 5 W Cree LEDs.
- 5,400 lumens.
- Packs a big punch for its size.
- Rugged and waterproof.

- Requires light power cable for installation.
- Lights up to more than 1,500 ft. (460 m) in front of the vehicle and around 65 ft. (20 m) wide on each side.
- See table for installation location and requirements.

**15" (38 cm) Double Stacked LED Light Bar (90 W)**

Maverick X3, Maverick X3 MAX

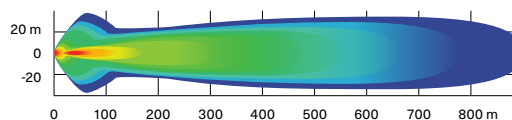
**715002934****8,400 lumens**

- Equipped with 18 5 W Cree LEDs.
- 8,400 lumens.
- Complements the Light Racks and most bumpers.
- Rugged and waterproof.

- Lights up to more than 1,900 ft. (580 m) in front of the vehicle and around 65 ft. (20 m) wide on each side.
- See table for installation location and requirements.



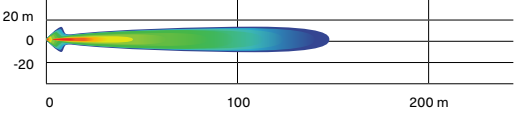


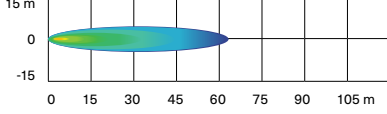


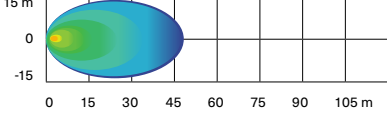




**39" (99 cm) Double Stacked LED Light Bar (270 W)**





Maverick X3, Maverick X3 MAX

**715004007****24,300 lumens**

- Equipped with 54 5 W Cree LEDs.
- 24,300 lumens.
- Lights up to more than 2,900 ft. (900 m) in front of the vehicle and around 115 ft. (35 m) wide on each side.

- Compatible with the Adventure Roof Rack.
- Requires light power cable for installation.

<b>4" (10 cm) Round LED Lights (2 x 25 W)</b>	Maverick X3, Maverick X3 MAX	<b>715002935</b>
	 	
<ul style="list-style-type: none"> <li>• 25 W LED spotlights.</li> <li>• 1,800 lumens.</li> </ul>	<ul style="list-style-type: none"> <li>• Rugged and waterproof.</li> <li>• Includes basic wiring and switch.</li> <li>• Can-Am branded grill.</li> <li>• Requires light power cable.</li> </ul>	<ul style="list-style-type: none"> <li>• Sold in pairs. Requires light power cable for installation.</li> </ul>
<b>3.5" (9 cm) LED Driving Lights (2 x 14 W)</b>	Maverick X3, Maverick X3 MAX	<b>715009775</b>
	 	
<ul style="list-style-type: none"> <li>• 14 W LED lights producing 1,260 lumens each.</li> <li>• Spot lens for a narrow and long light beam spread, ideal when driving at higher speeds.</li> <li>• Equipped with six high-power LEDs in a heavy-duty die-cast aluminum housing.</li> </ul>	<ul style="list-style-type: none"> <li>• Features two attachment points. If one attachment point fails due to a collision, rotate to the next channel point and remount the light.</li> <li>• Sold in pairs.</li> <li>• Requires light power cable for installation.</li> </ul>	
<b>3.5" (9 cm) LED Flood Lights (2 x 14 W)</b>	Maverick X3, Maverick X3 MAX	<b>715009774</b>
	 	
<ul style="list-style-type: none"> <li>• 14 W LED lights producing 1,260 lumens each.</li> <li>• Flood lens for a wide light beam spread, ideal for working applications like cornering. Suitable for dusty or foggy riding conditions.</li> <li>• Equipped with six high-power LEDs in a heavy-duty die-cast aluminum housing.</li> </ul>	<ul style="list-style-type: none"> <li>• Features two attachment points. If one attachment point fails due to a collision, rotate to the next channel point and remount the light.</li> <li>• Sold in pairs.</li> <li>• Requires light power cable for installation.</li> </ul>	
<b>Can-Am LED Signature Lights</b>	Maverick X3, Maverick X3 MAX	<b>715003673</b>
	<ul style="list-style-type: none"> <li>• Add style with a more aggressive look.</li> <li>• Use bright and energy efficient LEDs.</li> <li>• Do not give additional lighting for driving.</li> </ul>	
<b>NEW Dome Light</b>	Maverick X3, Maverick X3 MAX	<b>715009228</b>
	<ul style="list-style-type: none"> <li>• Offers an optimal visibility in the cab and integrates perfectly with the vehicle.</li> <li>• 160 lumens of soft white light ensure clear visibility of the surroundings.</li> <li>• Built in On / Off button on the light.</li> <li>• Wiring included.</li> <li>• Can be installed on cage, Sport Roof, or All-Terrain Trunk Cover.</li> <li>• Not compatible with Audio Roof.</li> </ul>	
<b>Lonestar Racing 40" (102 cm) LED Light Bar Rack</b>	Maverick X3, Maverick X3 MAX	<b>715003920</b>
	<ul style="list-style-type: none"> <li>• Designed for use with 40" (102 cm) Baja Designs OnX6 Arc LED Light Bar.</li> <li>• Enhances the vehicle's race-inspired look.</li> <li>• Compatible with Aluminum Roof, Lonestar Racing Aluminum Roof, and Sport Roof.</li> <li>• Not compatible with Racing Side Mirrors and PowerFlip Windshield.</li> <li>• Lights sold separately.</li> </ul>	
<b>Lonestar Racing Light Rack</b>	Maverick X3, Maverick X3 MAX	<b>715003948</b>
	<ul style="list-style-type: none"> <li>• Designed for use with Baja Designs XL80 LED Light and Baja Designs XL Sport LED Light.</li> <li>• Accommodates up to two pairs of XL Lights.</li> <li>• Not compatible with Racing Side Mirrors and PowerFlip Windshield.</li> <li>• Compatible with Lonestar Racing Aluminum Roof, Aluminum Roof, and Sport Roof.</li> <li>• Lights sold separately.</li> </ul>	

<b>Chase Lights</b>	Maverick X3, Maverick X3 MAX	<b>715002887</b>
	<ul style="list-style-type: none"> <li>• Designed by Can-Am to make you visible to vehicles riding behind you, especially in dusty or harsh conditions.</li> <li>• Feature in-dash switches to activate one of the two modes and to choose among 11 different high-visibility coloured light patterns (blue, red and yellow).</li> <li>• Trail Mode: Serves as a tail light and as a brake light.</li> <li>• Chasing Mode: Displays amber and blue light patterns and serves as a brake light (brake light function can be deactivated for racing applications).</li> <li>• Modular to allow installation with rear roll cage mounted accessories.</li> <li>• Plug-and-play installation.</li> <li>• Verify your local regulations concerning the use of blue lighting.</li> </ul>	
<b>LED Chase Lights</b>	Maverick X3, Maverick X3 MAX	<b>715009887</b>
	<ul style="list-style-type: none"> <li>• Designed by Can-Am to make you visible to vehicles riding behind you, especially in dusty or harsh conditions.</li> <li>• High-visibility coloured light patterns (red, yellow, white).</li> <li>• Three modes available: <ul style="list-style-type: none"> <li>- Trail Mode: serves as a tail light and as a brake light.</li> <li>- Chasing Mode: displays amber light pattern.</li> <li>- Work Mode: white light to light up your cargo bed.</li> </ul> </li> <li>• Modular to allow installation with rear roll cage mounted accessories.</li> <li>• Plug-and-play installation.</li> <li>• Wiring Harness required (715008210). Sold separately.</li> <li>• Can be installed with roof scoop but only with the lateral light.</li> </ul>	
<b>Light Support Bar</b>	Maverick X3, Maverick X3 MAX	<b>715003529</b>
	<ul style="list-style-type: none"> <li>• Sleekly styled rugged aluminum construction.</li> <li>• Accommodates light bars and spotlights with or without any roof and windshield combination.</li> <li>• Full vehicle width to allow the installation of any large LED light bar.</li> <li>• Required for light installation on vehicle's roof.</li> <li>• Not compatible with Lonestar Racing Aluminum Roof.</li> <li>• Lights sold separately.</li> </ul>	
<b>Mounting Kit for 39" (99 cm) LED Light Bar</b> <i>(Not illustrated)</i>	Maverick X3, Maverick X3 MAX	<b>715005822</b>
<ul style="list-style-type: none"> <li>• Required for installation of the 39" (99 cm) double stacked LED Light Bar.</li> <li>• Includes wiring and support bracket.</li> <li>• Light Support Bar required for installation.</li> </ul>		
<b>NEW Lights Wiring Harness</b>	Maverick X3, Maverick X3 MAX	<b>715009886</b>
	<ul style="list-style-type: none"> <li>• Power cable for installation of the SMART 10" (25 cm) LED Light Bar (715008745).</li> </ul>	
<b>Light Power Cable</b> <i>(Not illustrated)</i>	Maverick X3, Maverick X3 MAX	<b>715003417</b>
<ul style="list-style-type: none"> <li>• Required for installation of 10" (25 cm), 15" (38 cm) and Double Stacked LED Light Bars and 4" (10 cm) Round LED Lights.</li> <li>• For bumper and roof mounting locations.</li> </ul>		





# YOUR SOUND, YOUR WAY

Choose the audio setup that matches your style.



## MTX CENTRAL SPEAKERS

This option includes a top mounted central speaker case with two 6.5" 100-watt speakers PLUS a 10" under-seat 250-watt amplifier.



## AUDIO ROOF

This option includes a full roof with four or six 8" speakers, one 400 RMS, and an 800 peak watt amplifier supplied by Rockford Fosgate audio.



## COMPLETE MTX AUDIO SYSTEM








This option includes front-dashboard and rear-roll-cage mounted stereo speakers and head unit with an integrated 6.5" subwoofer.

# LEVEL UP WITH UPGRADES

Bring the thunder wherever you roll with an amplifier or a subwoofer for even bigger sound on every ride.


# AUDIO & COMMUNICATION SYSTEMS


## AUDIO

<b>Can-Am Rockford Fosgate Audio Roof – Level 4</b>	Maverick X3 (with touchscreen display) Maverick X3	<b>715010098 NEW</b> <b>715007130</b>
	<ul style="list-style-type: none"> <li>• Full roof with sleek built-in audio.</li> <li>• Fully sealed and waterproof.</li> <li>• Easy to install: one wire connects the roof to the vehicle's electronics.</li> <li>• Four 8" speakers, one 400 RMS and 800 peak watt amplifier calibrated by Rockford Fosgate Audio.</li> <li>• Multi-coloured RGB LED accent lighting around each speaker.</li> </ul>	<ul style="list-style-type: none"> <li>• 2.7" colour display with Bluetooth and Pandora connectivity (715007130).</li> <li>• Controlled by the 10.25" Colour Touchscreen Display (715010098).</li> <li>• Flip Kit-compatible.</li> <li>• Not compatible with the Adventure Roof Rack if the Flip Kit is installed.</li> <li>• Not compatible with the Upper Soft Door Panels.</li> </ul>
<b>Can-Am Rockford Fosgate Audio Roof MAX – Level 4</b>	Maverick X3 MAX (with touchscreen display) Maverick X3 MAX	<b>715010099 NEW</b> <b>715006709</b>
	<ul style="list-style-type: none"> <li>• Full roof with built-in audio.</li> <li>• Fully sealed and waterproof.</li> <li>• Easy to install, one wire connects the roof to the vehicle's electric system.</li> <li>• Six 8" speakers, one 400 RMS and 800 peak watt amplifier calibrated by Rockford Fosgate Audio.</li> <li>• Multi-coloured RGB LED accent lighting around each speaker.</li> </ul>	<ul style="list-style-type: none"> <li>• 2.7" colour display with Bluetooth and Pandora connectivity (715007130).</li> <li>• Controlled by the 10.25" Colour Touchscreen Display (715010099).</li> <li>• Not compatible with the Adventure Roof Rack if the Flip Kit is installed.</li> <li>• Not compatible with the Upper Soft Door Panels.</li> </ul>
<b>Can-Am Audio Roof Flip Kit</b>	Maverick X3, Maverick X3 MAX	<b>715007131</b>
	<ul style="list-style-type: none"> <li>• Combines with Audio Roof (715007130 or 715006709) for Flip option.</li> <li>• Not compatible with the Racing Side Mirrors (715002898).</li> </ul>	
<b>MTX Central Speakers</b>	Maverick X3 MAX	<b>715004748</b>
	<ul style="list-style-type: none"> <li>• Top mounted central speaker case holding two 6.5" (16.5 cm)/100 W speakers.</li> <li>• Designed to be Can-Am-tough in the most demanding riding conditions.</li> </ul>	<ul style="list-style-type: none"> <li>• Perfect add-on to the Complete MTX Audio System for a 7-speaker system or as a stand-alone system by plugging the AUX input jack directly into your music device.</li> <li>• Not compatible with Lonestar roofs.</li> </ul>
<b>Complete MTX Audio System</b>	Maverick X3, Maverick X3 MAX	<b>715002873</b>
	<ul style="list-style-type: none"> <li>• Bluetooth 5<sup>1</sup> equipped 400 W RMS/800 W peak audio system by MTX.</li> <li>• Designed to be Can-Am-tough in the most demanding riding conditions.</li> </ul>	<ul style="list-style-type: none"> <li>• Includes front-dashboard and rear-roll-cage mounted stereo speakers and head unit with an integrated 6.5" (16.5 cm) subwoofer.</li> <li>• Add the Electronic Device Holder to securely hold your Bluetooth device ready to play your favorite tunes.</li> </ul>
<b>Can-Am Subwoofer</b>	Maverick X3, Maverick X3 MAX	<b>715004956</b>
	<ul style="list-style-type: none"> <li>• Powerful Rockford Fosgate Underseat 10" Subwoofer speaker box.</li> <li>• Easy plug-and-play connections to Audio Roof system.</li> <li>• Sturdy construction tough enough to withstand harsh environments and sealed against moisture and dirt.</li> </ul>	<ul style="list-style-type: none"> <li>• Requires 1 Amplifier Kit (715007227) for 1 or 2 subwoofers.</li> <li>• Fits two per vehicle: under driver's or passenger's seat.</li> </ul>
<b>Can-Am Amplifier Kit</b>	Maverick X3, Maverick X3 MAX	<b>715007227</b>
	<ul style="list-style-type: none"> <li>• A powerful 400 W amplifier to feed up to two Underseat Subwoofers.</li> <li>• Easy plug-and-play connections to Audio Roof system and subwoofer.</li> <li>• Installation plate and wiring included.</li> </ul>	

# ELECTRICAL & ELECTRONIC ACCESSORIES

## ELECTRICAL


<b>Seat Heater</b>	Maverick X3, Maverick X3 MAX	<b>715006112</b>
	<ul style="list-style-type: none"> <li>• 25 W seat heater delivers chill-free riding comfort.</li> <li>• High/low temperature settings allow you to control the desired degree of warmth.</li> <li>• This kit includes one carbon fibre seat heater, foam sheet and in-dash switch.</li> <li>• Installs directly in the original seat cushion.</li> <li>• Heated Accessories Wiring Harness (710005757) is required for front seat installation.</li> <li>• Heated Accessories Wiring Harness (715006004) is required for rear seat installation.</li> </ul>	


<b>Heated Visor Outlet</b>	Maverick X3, Maverick X3 MAX	<b>715001246</b>
	<ul style="list-style-type: none"> <li>• Strategically positioned on vehicle to maintain your agility.</li> <li>• Optional visor outlet that delivers fog-free riding.</li> <li>• Quick and easy installation.</li> <li>• Sold individually.</li> <li>• Heated Visor not included.</li> </ul>	


<b>Heated Accessories Wiring Harness</b> (Not illustrated)	Maverick X3, Maverick X3 MAX	<b>710005757</b>
	Maverick X3 MAX	<b>715006004</b>
<ul style="list-style-type: none"> <li>• Electric harness required to hook up and operate front heated seats, heated steering wheel and heated grab bar.</li> <li>• Heated Accessories Wiring Harness (715006004) is required for rear seat installation.</li> </ul>		


<b>Auxiliary Battery Installation Kit</b> (Not illustrated)	Maverick X3, Maverick X3 MAX	<b>715006315</b>
<ul style="list-style-type: none"> <li>• Allows you to add a second 18 Ah battery for a dual battery setup necessary to power auxiliary electrical components such as sound systems or winches.</li> <li>• Equipped with an IP67-rated waterproof electronic module that will prevent your auxiliary electrical components from draining your starting battery.</li> <li>• Kit includes an additional battery junction block, all necessary wiring and the battery holder.</li> <li>• Both batteries are perfectly integrated, in stock location, behind the passenger's seat.</li> <li>• Additional battery (410301203), plus battery hardware (250000282) sold separately.</li> </ul>		


## ELECTRONIC


<b>Electronic Device Holder</b>	Maverick X3, Maverick X3 MAX	<b>715002874</b>
	<ul style="list-style-type: none"> <li>• A great in-ride entertainment system platform.</li> <li>• Robust injected-polypropylene construction allows for right fit and easy installation.</li> <li>• Adjustable unit safely holds most tablets and smartphones measuring between 5.1" (13 cm) and 10" (25.4 cm) (with protective case).</li> <li>• Combines seamlessly with Complete MTX Audio System and Rugged Radios Intercom System.</li> <li>• Allows the installation of Garmin Montana 680T GPS.</li> <li>• Integrated storage (1 gal [3.8 L] capacity) with access to the dash 12V outlet for device charging.</li> </ul>	

<b>Cellphone Holder</b>	Maverick X3, Maverick X3 MAX	<b>715008786</b>
	<ul style="list-style-type: none"> <li>• Water resistant door allows for perfect phone positioning.</li> <li>• Features capacitive and resistive touch screen technology.</li> <li>• Spring system in back plate automatically adjusts for thickness.</li> <li>• Fits all cellphones within 7.2" (18.5 cm) x 3.3" (8.5 cm) x 0.6" (1.5 cm) dimensions.</li> <li>• Works with almost all charger wires.</li> <li>• Does not include cellphone or charging wires.</li> <li>• Requires the Electronic Device Holder (715002874) for the Cellphone Holder to be bolted on its door.</li> </ul>	

<b>Lighted Whip Flag</b>	Maverick X3, Maverick X3 MAX	<b>715002886</b>
	<ul style="list-style-type: none"> <li>• A must for riding the dunes.</li> <li>• 5 W Cree LED.</li> <li>• 5 coloured lenses to allow personalization.</li> <li>• Glow-through whip, quickly removable and replaceable pole.</li> <li>• Increases vehicle's visibility.</li> <li>• Meets most dune-area requirements.</li> <li>• Die cast aluminum base, acetal hand nut.</li> <li>• Includes mounting brackets and wiring.</li> <li>• 4' (1.2 m) flag mounts on top of the roll cage.</li> <li>• Can be installed on both sides of a vehicle.</li> </ul>	



<b>Quick Connect Battery Cable</b>	<b>715005408</b>
	<ul style="list-style-type: none"> <li>• Quickly and easily connect and charge different batteries with your charger.</li> <li>• Included in the Battery Charger/Maintainer.</li> <li>• Sold individually.</li> </ul>

<b>Quick Connect Cable with Battery Indicator</b>	<b>715006055</b>
	<ul style="list-style-type: none"> <li>• Quickly and easily connect and charge different batteries with your charger.</li> <li>• 3-colour LED indicator provides constant battery health indication.</li> <li>• Sold individually.</li> </ul>







<b>Digitally Encoded Security System (D.E.S.S.™) Green Key</b>	Maverick X3 (except 900 HO)	<b>710005232</b>
	<ul style="list-style-type: none"> <li>• Top-security anti-theft protection for your vehicle.</li> <li>• Encrypted chip technology restricts access to your vehicle's electronic ignition system.</li> <li>• One vehicle/one code.</li> <li>• A vibration/shock-resistant ball-and-socket design that ensures a reliable connection.</li> <li>• 2 programmable modes: <ul style="list-style-type: none"> <li>- Normal mode: configurable vehicle speed limit between 50 km/h and 136 km/h and may have engine torque reduction.</li> <li>- Performance mode: No restrictions.</li> </ul> </li> </ul>	

# WINCHES & HITCHES


## CAN-AM HD WINCHES


<b>Can-Am HD 4500 Winch</b>	Maverick X3, Maverick X3 MAX	<b>715006416</b>
 <ul style="list-style-type: none"> <li>Ergonomic clutch handle.</li> <li>Rugged all-steel gears and bushings for more torque and durability.</li> <li>Automatic 100% load-holding brake.</li> <li>Sealed solenoid for all-weather protection.</li> <li>Weather sealed corded remote and dash mounted switch.</li> </ul>	<ul style="list-style-type: none"> <li>Pulling strength capability of 4,500 lb (2,041 kg).</li> <li>43' of 1<sup>5</sup>/<sub>16</sub>" (13.1 m of 6.3 mm) wire steel cable.</li> <li>Heavy-duty 4-way roller fairlead.</li> <li>Winch Electrical Harness (715003585) and winch compatible front bumper are required.</li> </ul>	
<b>Can-Am HD 4500-S Winch</b>	Maverick X3, Maverick X3 MAX	<b>715006417</b>
 <ul style="list-style-type: none"> <li>Ergonomic clutch handle.</li> <li>Rugged all-steel gears and bushings for more torque and durability.</li> <li>Automatic 100% load-holding brake.</li> <li>Sealed solenoid for all-weather protection.</li> <li>Weather-sealed corded remote and dash mounted switch.</li> </ul>	<ul style="list-style-type: none"> <li>Pulling strength capability of 4,500 lb (2,041 kg).</li> <li>50' of 1<sup>1</sup>/<sub>4</sub>" (15.2 m of 6.35 mm) synthetic rope.</li> <li>Corrosion-proof aluminum Hawse fairlead.</li> <li>Winch Electrical Harness (715003585) and winch compatible front bumper are required.</li> </ul>	


## WINCH ACCESSORIES

<b>NEW Winch Cable Stopper</b>	All Can-Am HD Winches	<b>715009921</b>
 <ul style="list-style-type: none"> <li>Made of EPDM, a highly durable synthetic rubber.</li> <li>The Winch Cable Stopper isn't just for looks. It helps extend the life of the winch, rope, hook, and fairlead.</li> <li>In addition, the split design makes it easy to install.</li> </ul>		
<b>Can-Am HD Hawse Fairlead</b>	Can-Am HD Winch	<b>715006426</b>
 <ul style="list-style-type: none"> <li>A must when upgrading your winch with a synthetic cable, this corrosion-proof aluminum Hawse fairlead will prevent the cable from snapping in a corner of a roller fairlead and from wearing prematurely due to the rough surface of the worn roller guide.</li> <li>Must be used with synthetic cables only.</li> </ul>		
<b>WARN Hawse Fairlead</b>	With WARN winch	<b>715007785</b>
 <ul style="list-style-type: none"> <li>Double-powder-coated construction.</li> <li>Required to use the Synthetic Winch Cable (715007783) on WARN winches.</li> <li>To be used with synthetic winch cables only.</li> </ul>		
<b>Synthetic Winch Cable</b>	Can-Am HD Winch WARN Winch	<b>715006430</b> <b>715007783</b>
 <ul style="list-style-type: none"> <li>50' of 1<sup>1</sup>/<sub>4</sub>" (15.2 m of 6.35 mm) synthetic cable for Can-Am HD winches.</li> <li>Can-Am HD Hawse Fairlead (715006426) is required when upgrading to a synthetic cable to avoid premature cable damage and wear.</li> <li>WARN Hawse Fairlead (715007785) is required when upgrading to a synthetic cable to avoid damage and premature wear of the cable.</li> </ul>		
<b>Replacement Wire Rope</b>	Can-Am HD Winch WARN Winch	<b>705014978</b> <b>715006699</b>
 <ul style="list-style-type: none"> <li>43' of 1<sup>5</sup>/<sub>16</sub>" (14.3 m of 6.3 mm) wire rope for Can-Am HD Winch.</li> <li>55' of 1<sup>1</sup>/<sub>4</sub>" (16.8 m of 6.35 mm) wire rope for WARN winch kit.</li> <li>4,500 lb (2,041 kg) pulling strength.</li> </ul>		
<b>Synthetic Cable Extension</b>		<b>715001120</b>
 <ul style="list-style-type: none"> <li>Lightweight 1/4" diameter, easy to handle and won't rattle in cargo box.</li> <li>Easily attaches to winch cable to provide additional 50' (15.2 m) of distance.</li> <li>4,500 lb (2,041 kg) single line capacity.</li> </ul>		
<b>Winch Electrical Harness</b> (Not illustrated)	Maverick X3, Maverick X3 MAX	<b>715003585</b>
	<ul style="list-style-type: none"> <li>Required for winch installation.</li> </ul>	
<b>Rear Winch Harness</b> (Not illustrated)		<b>715006007</b>
	<ul style="list-style-type: none"> <li>Required for installation of a winch on the S3 Rear Winch Bumper.</li> </ul>	




<b>NEW Wireless Winch Remote</b>	With Can-Am HD Winch	<b>715008286</b>
	<ul style="list-style-type: none"> <li>On / Off and Winch In / Winch Out buttons with LED indicator light.</li> <li>Large Winch In / Winch Out buttons for easy activation with gloves.</li> <li>Ergonomic remote handle shape with a trigger-like holding protrusion.</li> <li>Quick and easy to install, thanks to a wiring harness with an integrated antenna and all necessary mounting hardware.</li> </ul>	<ul style="list-style-type: none"> <li>Allows you to operate your winch from anywhere within a 50' (15.2 m) radius, increasing your recovery options.</li> <li>All components are IP67 sealing rated.</li> <li>The remote also floats in case it's dropped during a deep water recovery.</li> <li>Dash and handlebar mounting options.</li> <li>Compatible with all Can-Am HD winches.</li> </ul>


<b>Wired Remote Control</b>	With Can-Am HD Winch†	<b>715006504</b>
	<ul style="list-style-type: none"> <li>This kit allows winch owners to add the hand-held remote to vehicles with a stock winch.</li> <li>Works in conjunction with the mini-rocker switch.</li> <li>Remote control and connection socket are included with Can-Am HD winch.</li> </ul>	
† Harness (710001023) is required to use remote control on a vehicle with a factory installed winch.		
‡ Remote Control (710007050) and connection socket are included.		

<b>X rc/X mr Rear Tow Hook</b>	Maverick X3, Maverick X3 MAX 2021 & prior	<b>715004450</b>
	<ul style="list-style-type: none"> <li>Offers a solid place to hook onto in case towing is needed.</li> <li>Allows you to attach most straps and hooks.</li> <li>Made of rugged 3/16" (5 mm) steel plate and 5/8" (16 mm) steel hook tube.</li> <li>Standard on Maverick X rc models.</li> </ul>	

## HITCHES

<b>Rear Hitch</b>	Maverick X3, Maverick X3 MAX 2021 & prior	<b>715002883</b> • Black <b>715003938</b> • Can-Am Red
	<ul style="list-style-type: none"> <li>Rugged lightweight steel construction.</li> <li>E-coated finish.</li> <li>Fixed mounting point for trailer ball to provide vehicle with towing capabilities.</li> </ul>	<ul style="list-style-type: none"> <li>This hitch offers 1,300 lb (590 kg) of towing capacity.</li> <li>Hitch ball not included.</li> </ul>










# PERFORMANCE


<b>Performance Half Shaft</b>	Maverick X3, Maverick X3 MAX	<b>705401634</b> • 64"
	Maverick X3, Maverick X3 MAX	<b>705402048</b> • 72"
	<ul style="list-style-type: none"> <li>High-performance design ideal for off-road use, with superior protection in any riding usage.</li> <li>Includes CVs, shaft and boots with the best suited geometry for your Can-Am vehicle.</li> <li>Required to install the Smart-Lok™ Differential Kit.</li> </ul>	


<b>Mud Smart Mode Module</b> (Not illustrated)	Maverick X3, Maverick X3 MAX with Smart-Lok Differential (except Turbo RR models 2021 & up)	<b>715005282</b>
<ul style="list-style-type: none"> <li>This module allows you to add the Mud Smart Mode to vehicles with the Smart-Lok Differential Kit sold as an accessory or to change to the Mud Smart Mode on vehicles equipped with a standard Smart-Lok.</li> <li>The Mud Mode has been specially designed to deliver superior traction in the deepest mud holes.</li> <li>When high engine torque and/or slippage is detected, Smart-Lok will fully lock the front end.</li> <li>The system will stay locked until throttle release.</li> <li>Only one Smart Mode Module can be installed at a time.</li> </ul>		

<b>Rock Smart Mode Module</b> (Not illustrated)	Maverick X3, Maverick X3 MAX with Smart-Lok Differential (except Turbo RR models 2021 & up)	<b>715005283</b>
<ul style="list-style-type: none"> <li>This module allows you to add the Rock Smart Mode to vehicles with the Smart-Lok Differential Kit sold as an accessory or to change to the Rock Smart Mode on vehicles equipped with a standard Smart-Lok.</li> <li>The Rock Mode has been specially designed to help cross challenging rocks.</li> <li>When high engine torque is detected at low vehicle speed, Smart-Lok will progressively lock the front end and will stay engaged until throttle release to prevent wheel slippage and provide optimal traction.</li> <li>The progressive engagement allows for easier steering when maneuvering the vehicle.</li> <li>Only one Smart Mode Module can be installed at a time.</li> </ul>		


<b>Trail Activ Smart Mode Module</b> (Not illustrated)	Maverick X3, Maverick X3 MAX with Smart-Lok Differential (except Turbo RR models 2021 & up)	<b>715005284</b>
<ul style="list-style-type: none"> <li>This module allows you to add the Trail Activ Smart Mode to vehicles with the Smart-Lok Differential Kit sold as an accessory or to change to the Trail Activ Smart Mode on vehicles equipped with a standard Smart-Lok.</li> <li>The Trail Activ mode has been designed for aggressive riding, delivering the ultimate cornering precision.</li> <li>When high engine torque and/or an increase in vehicle speed is detected, Smart-Lok will progressively engage the front end and maintain it engaged until throttle release or vehicle speed reduction.</li> <li>The progressive engagement allows for smoother and lower steering effort.</li> <li>Only one Smart Mode Module can be installed at a time.</li> </ul>		

<b>Lonestar Racing Mud Flaps with Brackets</b>	Maverick X3, Maverick X3 MAX	<b>715004865</b>
	<ul style="list-style-type: none"> <li>• These bolt-on mud flaps make a great addition.</li> <li>• Durable chromoly brackets.</li> <li>• Protect trailing arms, rotors and CVs from rocks and debris.</li> <li>• Sold in pairs.</li> <li>• Incompatible with HMWPE Front A-Arm and Trailing Arm Protector (715002905 and 715003552).</li> </ul>	
<b>Lonestar Racing Heavy-Duty Shift Plate &amp; Knob</b>	Maverick X3, Maverick X3 MAX	<b>715004866</b>
	<ul style="list-style-type: none"> <li>• The shift plate is made from durable stainless steel and bolts into place for a secure fit.</li> <li>• The kit comes with a billet aluminum Lonestar Racing shift knob.</li> <li>• Offers improved durability for the performance-oriented driver.</li> </ul>	
<b>Lonestar Racing Outer Toe Link Boxed Gussets Roller Fairlead</b>	Maverick X3, Maverick X3 MAX 2021 & prior	<b>715004868</b>
	<ul style="list-style-type: none"> <li>• Protects and strengthens the middle radius rod links from rough riding conditions.</li> <li>• Includes high-grade steel bolts.</li> </ul>	
<b>Lonestar Racing Quick Release Clutch Cover Pins</b>	Maverick X3, Maverick X3 MAX	<b>715005045</b>
	<ul style="list-style-type: none"> <li>• This kit will allow you to take off your clutch cover in seconds to access the belt tool-lessly.</li> <li>• Includes 4 stainless steel "quick release" pins with clips and tethers.</li> <li>• Replaces all clutch cover screws.</li> <li>• This product affects the clutch cover sealing. It is highly recommended to use this product under dry riding conditions only.</li> </ul>	
<b>Lonestar Racing Heavy-Duty Rear Boxed Radius Rod Support Plate</b>	Maverick X3, Maverick X3 MAX 2021 & prior	<b>715005046</b>
	<ul style="list-style-type: none"> <li>• Double-layered radius rod support plate made of high-grade steel.</li> <li>• Reinforces your rod mounting location on the frame while adding a mean racing look to your vehicle.</li> <li>• Easy to install.</li> </ul>	
<b>Yoshimura<sup>†</sup> Slip-on Exhaust</b>	Maverick X3, Maverick X3 MAX	<b>715002882</b>
	<ul style="list-style-type: none"> <li>• Developed in collaboration with Yoshimura.</li> <li>• Made from 304-grade stainless steel with brushed aluminum tip.</li> <li>• Better sounding, better looking and 19% lighter than stock muffler.</li> <li>• USDF/USDA approved spark arrester.</li> <li>• Fuel injection system tuning not required.</li> <li>• ROHVA and EPA compliant.</li> </ul>	
<b>Performance Air Filter by Twin AIR<sup>†</sup></b>	Maverick X3, Maverick X3 MAX	<b>715002895</b>
	<ul style="list-style-type: none"> <li>• The best choice for the harshest conditions.</li> <li>• Multiple staged oiled filtering foam for superior dust retaining capacity with high airflow.</li> <li>• Washable and reusable.</li> </ul>	
<b>Snorkel Pre-Filter</b>	Maverick X3, Maverick X3 MAX (with Snorkel Kit)	<b>715005599</b>
	<ul style="list-style-type: none"> <li>• Pre-filter specifically for snorkels.</li> <li>• Adds extra protection to your engine in harsh riding conditions.</li> <li>• Helps keep air filter cleaner.</li> <li>• Filter blocks particles larger than 0.005" (0.13 mm).</li> </ul>	
<b>Snorkel Kit</b>	Maverick X3, Maverick X3 MAX (2019 and prior)	<b>715003733</b>
	Maverick X3, Maverick X3 MAX (2020 & up)	<b>715007110</b>
	<ul style="list-style-type: none"> <li>• Raises point of engine and CVT air intakes so vehicle can be semi-submersed in water or mud without the engine taking in water.</li> <li>• Not compatible with S&amp;B Particle Separator, LinQ Pivoting Rack, Lonestar Racing Rear Intrusion Bar, or any rear panels or windows.</li> <li>• Sealed Air Box 707800780 (sold separately) is required for installation on models manufactured before January 1, 2018.</li> <li>• Does not fit on all models equipped with remote shock reservoir mounted on C-pillar.</li> </ul>	

<b>Radiator Relocator</b>	Maverick X3, Maverick X3 MAX	<b>715004937</b>
	<ul style="list-style-type: none"> <li>Relocates stock radiator to rear of cage.</li> <li>Protects it from debris and rocks.</li> <li>Prevents cooling performance loss in muddy conditions.</li> <li>Reduces hot air in the cabin.</li> <li>Easy to clean.</li> <li>Includes support hardware and hoses.</li> </ul> <ul style="list-style-type: none"> <li>Not compatible with any bed accessories, Rear Cage mounted accessories, Complete MTX Audio system, and Upper Soft Doors (except LinQ 8 gal [30 L] Cooler Box).</li> <li>Radiator (709200703) is required for installation on 2017 models.</li> <li>Not compatible with full windshield.</li> </ul>	


<b>850 W Magneto Kit</b>	Maverick X3, Maverick X3 MAX (2021 & up)	<b>715006279</b>
	<ul style="list-style-type: none"> <li>Increases the magneto output to 850 W.</li> <li>Includes rotor, stator and regulator.</li> </ul>	


## EMERGENCY ACCESSORIES


<b>Emergency Kit</b>	Maverick X3, Maverick X3 MAX	<b>715006102</b>
	<ul style="list-style-type: none"> <li>Complete emergency kit provides all essential equipment and supplies to get out of most unfavorable situations powersport enthusiasts can find themselves in.</li> <li>Includes: jumper cables, air compressor, Tyre Repair Kit, ratchet tie-down, duct tape, 3,300 lb (1,500 kg) tow strap, zip-ties, cloth rags.</li> </ul>	

# COVER & TRAILERING

<b>Trailer Cover</b> <i>(Not illustrated)</i>	Maverick X3	<b>715005813</b>
	Maverick X3 MAX	<b>715005814</b>
<ul style="list-style-type: none"> <li>Heavy-duty canvas made of UV-resistant solution-dyed polyester.</li> <li>Inner soft liner protects windshield and coloured panels from abrasion.</li> <li>All high-abrasion areas are reinforced with a double canvas layer.</li> <li>Weather-resistant trailering cover protects your vehicle during storage and transportation.</li> <li>Opening for fuel cap and cabin access on passenger side.</li> <li>Quick and easy installation.</li> <li>Designed to perfectly fit your vehicle with or without Can-Am accessories.</li> </ul>		

<b>Bolt-On† Retractable Ratcheting Tie-Downs</b>	<b>295101072</b>
	<ul style="list-style-type: none"> <li>Perfect for transporting your powersport vehicle or securing loads.</li> <li>Mount easily: bolt on any flat surface (e.g., truck bed or frame).</li> <li>1" x 6' (2.5 cm x 1.8 m) tie-down strap with heavy-duty stitching that delivers a 500 lb (227 kg) working load strength and 1,500 lb (680 kg) break strength.</li> <li>Convenient retractable push button automatically slackens, spools and stores away strap, while the ratchet mechanism tightens the strap snugly to secure your vehicle or load into place.</li> <li>Rubber ratcheting handle provides firm grip, and the hook is vinyl coated to protect whatever surface it hooks into.</li> <li>Sold in pairs.</li> </ul>

<b>Ratchet Tie-Downs</b>	<b>715008309</b> • Black/Grey
	<ul style="list-style-type: none"> <li>400 lb (181 kg) safe working load.</li> <li>1" x 10' (2.5 cm x 3 m) strap with Sea-Doo, Ski-Doo and Can-Am logos.</li> <li>Deluxe ratchet with rubber handle.</li> <li>Coated S hooks.</li> <li>Pack of 2.</li> </ul>

<b>Heavy-Duty Ratchet Tie-Down</b>	<b>715008308</b>
	<ul style="list-style-type: none"> <li>1,000 lb (454 kg) safe working load.</li> <li>1.5 in. x 6 in. (38 mm x 1.8 mm) strap with BRP brands.</li> <li>Deluxe ratchet with rubber handle.</li> <li>Black-coated clip hooks.</li> <li>12" (30 cm) webbing included.</li> <li>Pack of 2.</li> </ul>

WARNING: Any modifications or addition of accessories may affect the handling of your vehicle. It is important to take the time to get familiar with the vehicle once modifications are made to understand how to adapt your driving behavior accordingly. Do not tamper with unauthorised modifications or install equipment not specifically certified by BRP for the vehicle. These modifications have not been tested by BRP and they may increase the risk of injury or loss of control, or render the vehicle illegal to ride. Ask your authorised BRP dealer for suitable available accessories for your vehicle.



# CAN-AM COMMANDER



Models, accessories, and colours shown are subject to availability and may vary by region. Availability is not guaranteed. Please consult your authorised dealer for complete and up-to-date information.



# CAN-AM COMMANDER

<b>MODEL PACKAGES</b>	146
Commander DPS 700	146
Commander XT-P 1000R	147
Commander Max XT 1000R	148

<b>COMPARATIVE CHART</b>	149
--------------------------	-----

<b>ACCESSORIES</b>	150
Roofs	150
Soft Cab Enclosure	150
Windshields & Wind Protection	151
Mirrors	152
Doors	153
Seat Accessories	153
HMWPE Skid Plates	154
Bumpers & Guards	154
LinQ: Easy On, Easy Off Cargo	156
Cargo & Storage	160
Racks & Holders	162
Lights	163
Audio & Communication Systems	167
Electrical & Electronic Accessories	168
Winches & Hitches	170
Performance	171
Covers	172

All accessories compatible with the Commander are for 2021 and up only.







Models, accessories, and colours shown are subject to availability and may vary by region. Availability is not guaranteed. Please consult your authorised dealer for complete and up-to-date information.



# 2026 CAN-AM COMMANDER DPS 700



Compass Green

### PACKAGE HIGHLIGHTS

- Visco-Lok<sup>1</sup> QE front differential
- Rear differential with Turf mode
- Dynamic Power Steering (DPS™)
- SPORT / ECO™ modes
- D.E.S.S.™ Key with Start / Stop button
- 4.5 in. digital display
- Premium half doors
- Mudguards
- 8 ply 27 in. XPS Trail Force Tyres
- 2 person seating capacity

ENGINE	700
Type	52 hp / 42 lb-ft, Rotax® ACE (Advanced Combustion Efficiency) 650 cc single cylinder, liquid-cooled
Fuel Delivery System	Intelligent Throttle Control (ITC™) with Electronic Fuel Injection (EFI)
Transmission	pDrive primary CVT with engine braking and Electronic Drive Belt Protection L / H / N / R / P
Drive Train	Selectable Turf Mode / 2WD / 4WD with Visco-Lok QE auto-locking front differential
Driving Assistance	CVT engine braking SPORT / ECO™ modes
Power Steering	Dynamic Power Steering (DPS™)
SUSPENSIONS	
Front Suspension	Double A-arm with sway bar 12.5 in. (31.8 cm) suspension travel
Front Shocks	Twin-tube gas charged shocks
Rear Suspension	TTA with sway bar 13 in. (33 cm) suspension travel
Rear Shocks	Twin-tube gas charged shocks
TYRES & WHEELS	
Front	XPS Trail Force 27 x 9 x 14 in.
Rear	XPS Trail Force 27 x 11 x 14 in.
Wheels	14 in. steel
Front	Dual 220 mm disc brakes with hydraulic twin-piston calipers
Rear	Dual 220 mm disc brakes with hydraulic twin-piston calipers

DIMENSIONS & CAPACITIES	
Estimated Dry Weight	1,549 lb (702.6 kg)
Chassis/Cage	Profiled cage ROPS approved
L x W x H	128.5 x 62 x 70.5 in. (326.4 x 157.5 x 179.1 cm)
Wheelbase	90.6 in. (230.1 cm)
Ground Clearance	12.5 in. (31.8 cm)
Cargo Box Dimension	29.5 x 45.2 x 10.6 in. (74.9 x 114.8 x 26.9 cm)
Cargo Box Capacity	600 lb (272.2 kg)
Towing Capacity	2,000 lb (907.2 kg)
Payload Capacity	1,030 lb (467.2 kg)
Storage Capacity	Total: 7.3 gal (27.6 L)
Fuel Capacity	10 gal (37.9 L)
Person Capacity	2
FEATURES	
Gauge	4.5 in. wide digital display
Instrumentation	DC outlet (10 A)
Anti-theft System	RF Digitally Encoded Security System (D.E.S.S.™) with Start / Stop button
Magneto	650 W
Lighting	Front lighting output 110 W LED taillights
Winch	N/A
Steering Wheel	Adjustable tilt steering
Protection	Premium half doors Full heavy-duty HMWPE skid plate Mudguards Lower front mudflap
Hitch Type	2 in. hitch receiver
WARRANTY	
Factory Warranty	3-year unlimited km powertrain & Rotax® engine warranty and 1-year warranty & unlimited km on the rest of the unit



\*Manufacturer's limited warranty. Does not affect consumer guarantees. Available on MY23 Outlander Pro, MY24/MY25 ATV and MY24/MY25 SSV models.

# 2026 CAN-AM COMMANDER XT-P 1000R



Mineral Grey & Orange Crush

## PACKAGE HIGHLIGHTS

- Smart-Lok™ front differential
- FOX® 2.5 PODIUM Piggyback with QS3® compression adjustment
- Special edition seats
- 7.6 in. digital display with keypad
- LED headlight & Can-Am LED signature
- 64 in. wide with arched A-arms
- 30 in. XPS Trac Force tyres
- 15 in. cast-aluminum beadlock wheels
- XT front bumper
- 4,500 lb (2,041.2 kg) winch with synthetic cable
- Full hard roof & panoramic mirror
- Premium half doors
- 2 person seating capacity

ENGINE	1000R
Type	100 hp, Rotax® 976 cc, V-twin, liquid-cooled
Fuel Delivery System	Intelligent Throttle Control (ITC™) with Electronic Fuel Injection (EFI)
Transmission	Quick Response System (QRS) CVT with high airflow ventilation and Electronic Drive Belt Protection Extra-L / H / N / R / P
Drive Train	Selectable Turf Mode / 2WD / 4WD TRAIL / 4WD TRAIL ACTIV with exclusive Smart-Lok™
Driving Assistance	CVT engine braking SPORT / ECO™ modes
Power Steering	Dynamic Power Steering (DPS™)
SUSPENSIONS	
Front Suspension	Arched double A-arm with sway bar 14 in. (35.6 cm) suspension travel
Front Shocks	FOX 2.5 PODIUM Piggyback with QS3 compression adjustment
Rear Suspension	Arched TTA with sway bar 14 in. (35.6 cm) suspension travel
Rear Shocks	FOX 2.5 PODIUM Piggyback with QS3 compression adjustment
TYRES & WHEELS	
Front	XPS Trac Force 30 x 10 x 15 in.
Rear	XPS Trac Force 30 x 10 x 15 in.
Wheels	15 in. cast-aluminum beadlock
Front	Dual 220 mm disc brakes with hydraulic twin-piston calipers
Rear	Dual 220 mm disc brakes with hydraulic twin-piston calipers

DIMENSIONS & CAPACITIES	
Estimated Dry Weight	1,744 lb (791.1 kg)
Chassis/Cage	Profiled cage ROPS approved
L x W x H	130 x 64 x 74.5 in. (330.2 x 162.6 x 189.2 cm)
Wheelbase	90.6 in. (230.1 cm)
Ground Clearance	13.5 in. (34.3 cm)
Cargo Box Dimension	29.5 x 45.2 x 10.6 in. (74.9 x 114.8 x 26.9 cm)
Cargo Box Capacity	600 lb (272.2 kg)
Towing Capacity	2,000 lb (907.2 kg)
Payload Capacity	1,030 lb (467.2 kg)
Storage Capacity	Total: 7.3 gal (27.6 L)
Fuel Capacity	10 gal (37.9 L)
Person Capacity	2

## FEATURES

Gauge	7.6 in. wide digital display with keypad
Instrumentation	DC outlet (10 A)
Anti-theft System	RF Digitally Encoded Security System (D.E.S.S.™) with Start / Stop button
Magneto	650 W
Lighting	LED headlight LED signature lights LED taillights
Winch	4,500 lb (2,041.2 kg) winch with synthetic cable
Steering Wheel	Adjustable tilt steering
Protection	Premium half doors Full heavy-duty HMWPE skid plate Mudguards XT front bumper Full hard roof
Hitch Type	2 in. hitch receiver

## WARRANTY

Factory Warranty	3-year unlimited km powertrain & Rotax® engine warranty and 1-year warranty & unlimited km on the rest of the unit
------------------	--



\*Manufacturer's limited warranty. Does not affect consumer guarantees. Available on MY23 Outlander Pro, MY24/MY25 ATV and MY24/MY25 SSV models.



# 2026 CAN-AM COMMANDER MAX XT 1000R



 Triple Black

## PACKAGE HIGHLIGHTS

- 64 in. wide with arched A-arm
- 7.6 in. digital display with keypad
- Can-Am LED signature lights
- 8 ply 28 in. XPS Trail King tyres
- 14 in. aluminum wheels
- XT front bumper
- 4,500 lb (2,041.2 kg) winch with synthetic cable
- Full hard roof
- 4 person seating capacity

ENGINE	1000R
Type	100 hp, Rotax® 976 cc, V-twin, liquid-cooled
Fuel Delivery System	Intelligent Throttle Control (ITC™) with Electronic Fuel Injection (EFI)
Transmission	Quick Response System (QRS) CVT with high airflow ventilation and Electronic Drive Belt Protection Extra-L / H / N / R / P
Drive Train	Selectable Turf Mode / 2WD / 4WD auto-locking QE front differential
Driving Assistance	CVT engine braking SPORT / ECO™ modes
Power Steering	Dynamic Power Steering (DPS™)
SUSPENSIONS	
Front Suspension	Arched double A-arm with sway bar 15 in. (38.1 cm) suspension travel
Front Shocks	Twin-tube gas charged shocks
Rear Suspension	Arched TTA with sway bar 15 in. (38.1 cm) suspension travel
Rear Shocks	Twin-tube gas charged shocks
TYRES & WHEELS	
Front	XPS Trail King 28 x 9 x 14 in.
Rear	XPS Trail King 28 x 11 x 14 in.
Wheels	14 in. cast-aluminum
Front	Dual 220 mm disc brakes with hydraulic twin-piston calipers
Rear	Dual 220 mm disc brakes with hydraulic twin-piston calipers

## DIMENSIONS & CAPACITIES

Estimated Dry Weight	1,959 lb (888.6 kg)
Chassis/Cage	Profiled cage ROPS approved
L x W x H	160.4 x 64 x 76.2 in. (407.4 x 162.6 x 193.5 cm)
Wheelbase	120.6 in. (306.3 cm)
Ground Clearance	13 in. (33 cm)
Cargo Box Dimension	29.5 x 45.2 x 10.6 in. (74.9 x 114.8 x 26.9 cm)
Cargo Box Capacity	600 lb (272.2 kg)
Towing Capacity	2,000 lb (907.2 kg)
Payload Capacity	1,280 lb (580.6 kg)
Storage Capacity	Total: 8.5 gal (32.2 L)
Fuel Capacity	10 gal (37.9 L)
Person Capacity	4

## FEATURES




Gauge	7.6 in. wide digital display with keypad
Instrumentation	DC outlet (10 A)
Anti-theft System	RF Digitally Encoded Security System (D.E.S.S.™) with Start / Stop button
Magneto	650 W
Lighting	Front lighting output 110 W LED signature lights LED taillights
Winch	4,500 lb (2,041.2 kg) winch with synthetic cable
Steering Wheel	Adjustable tilt steering
Protection	Premium half doors Full heavy-duty HMWPE skid plate Mudguards XT front bumper Full roof
Hitch Type	2 in. hitch receiver

## WARRANTY

Factory Warranty	3-year unlimited km powertrain & Rotax® engine warranty and 1-year warranty & unlimited km on the rest of the unit
------------------	--



\*Manufacturer's limited warranty. Does not affect consumer guarantees. Available on MY23 Outlander Pro, MY24/MY25 ATV and MY24/MY25 SSV models.

				
		COMMANDER DPS***	COMMANDER XT-P***	COMMANDER MAX XT***
COLOUR OPTIONS		Compass Green	Mineral Grey & Orange Crush	Triple Black
ENGINES	Type	700 52 hp / 42 lb-ft, Rotax® ACE (Advanced Combustion Efficiency) 650 cc single cylinder, liquid-cooled	1000R 100 hp, Rotax® 976 cc, V-twin, liquid-cooled	1000R
	Fuel Delivery System	Intelligent Throttle Control (ITC™) with Electronic Fuel Injection (EFI)		
	Transmission	pDrive primary CVT with engine braking and Electronic Drive Belt Protection L / H / N / R / P	Quick Response System (QRS) CVT with high airflow ventilation and Electronic Drive Belt Protection Extra-L / H / N / R / P	
	Drive Train	Selectable Turf Mode / 2WD / 4WD with Visco-Lok® QE auto-locking front differential	Selectable Turf Mode / 2WD / 4WD TRAIL / 4WD TRAIL ACTIV with exclusive Smart-Lok™**	Selectable Turf Mode / 2WD / 4WD auto-locking QE front differential
	Driving Assistance	CVT engine braking, SPORT / ECO™ modes		
	Power Steering	Dynamic Power Steering (DPS™)		
	SUSPENSIONS	Front Suspension	Double A-arm with sway bar 12.5 in. (31.8 cm) suspension travel	Arched double A-arm with sway bar 14 in. (35.6 cm) suspension travel
Front Shocks		Twin-tube gas charged shocks	FOX® 2.5 PODIUM Piggyback with QS3® compression adjustment	Twin-tube gas charged shocks
Rear Suspension		TTA with sway bar 13 in. (33 cm) suspension travel	Arched TTA with sway bar 14 in. (35.6 cm) suspension travel	Arched TTA with sway bar 15 in. (38.1 cm) suspension travel
Rear Shocks		Twin-tube gas charged shocks	FOX® 2.5 PODIUM Piggyback with QS3® compression adjustment	Twin-tube gas charged shocks
TYRES/ WHEELS	Front/Rear Tyres Wheels	XPS Trail Force 27 x 9/11 x 14 in. 14 in. steel	XPS Trac Force 30 x 10 x 15 in. 15 in. cast-aluminum beadlock	XPS Trail King 28 x 9/11 x 14 in. 14 in. cast-aluminum
BRAKES	Front & Rear	Dual 220 mm disc brakes with hydraulic twin-piston calipers		
DIMENSIONS / CAPACITIES	Estimated Dry Weight	1,549 lb (702.6 kg)	1,744 lb (791.1 kg)	1,959 lb (888.6 kg)
	Chassis / Cage	Profiled cage ROPS approved		
	L x W x H	128.5 x 62 x 70.5 in. (326.4 x 157.5 x 179.1 cm)	130 x 64 x 74.5 in. (330.2 x 162.6 x 189.2 cm)	160.4 x 64 x 76.2 in. (407.4 x 162.6 x 193.5 cm)
	Wheelbase	90.6 in. (230.1 cm)		120.6 in. (306.3 cm)
	Ground Clearance	12.5 in. (31.8 cm)	13.5 in. (34.3 cm)	13 in. (33 cm)
	Cargo Box Dimension	29.5 x 45.2 x 10.6 in. (74.9 x 114.8 x 26.9 cm)		
	Cargo Box Capacity	600 lb (272.2 kg)		
	Towing Capacity	2,000 lb (907.2 kg)		
	Payload Capacity	1,030 lb (467.2 kg)	1,280 lb (580.6 kg)	
	Storage Capacity	Total: 7.3 gal (27.6 L)	Total: 8.5 gal (32.1 L)	
	Fuel Capacity	10 gal (37.6 L)		
	Person Capacity	2	4	
FEATURES	Gauge	4.5 in. wide digital display	7.6 in. wide digital display with keypad	
	Instrumentation	DC outlet (10 A)		
	Anti-theft System	RF Digitally Encoded Security System (D.E.S.S.™) with Start / Stop button		
	Magneto	650 W		
	Lighting	Front lighting output 110 W LED taillights	LED headlight LED signature lights LED taillights	Front lighting 110W LED signature lights LED taillights
	Winch	N/A	4,500 lb (2,041.2 kg) winch with synthetic cable	4,500 lb (2,041.2 kg) winch with synthetic cable
	Steering Wheel	Adjustable tilt steering	Adjustable tilt steering	Adjustable tilt steering
	Protection	Premium half doors Full heavy-duty HMWPE skid plate Mudguards Lower front mudflap	Premium half doors Full heavy-duty HMWPE skid plate Mudguards XT front bumper Full hard roof	Premium half doors Full heavy-duty HMWPE skid plate Mudguards XT front bumper Full roof
	Hitch Type	2 in. hitch receiver		

†Visco-Lok is a trademark of GKN Viscodrives GmbH.

\*\*Smart-Lok was developed in conjunction with TEAM Industries, a market leader in the drive train industry.

\*\*\*1-year BRP limited warranty. B.E.S.T. term available up to 30 months.

# ROOFS

Sport Roof	Commander	715007271
	Commander MAX	715007272



- Robust injection-moulded polypropylene construction.
- Excellent protection from the elements.
- Allows installation of lights on top of the roof.
- Compatible with all windshields.

ProVent Roof Module Kit	Commander	715005279
-------------------------	-----------	-----------



- Provides fresh air in the cab area.
- Optimal performance with full cab enclosure.
- 4 vents provide infinite adjustment of air flow for driver and passenger.
- Filter and pre-filter to limit dust intrusion.
- Easy cleaning of filter and pre-filter.
- Patent pending water management system to keep water out of cabin while maintaining air flow.
- Outer plug closes air intake completely for winter or heavy weather.
- Requires ProVent Roof Module Adapter Kit for Sport Roof.
- Not compatible with roof mounted LED bars, roof racks, roof liners, Bimini Roof, DragonFire Roof, or Lonestar Racing Roof.

ProVent Roof Module Adapter Kit for Sport Roof (Not illustrated)	Commander	715005213
---	-----------	-----------

- Adapter for fitting ProVent Roof Module Kit onto Commander.
- Includes roof adapter and hardware.
- Requires ProVent Roof Module Kit (715005279).

Bimini <sup>†</sup> Roof with Sun Visor	Commander	715003661
---	-----------	-----------



- Heavy-duty canvas made of UV-resistant solution-dyed polyester.
- Soft top comes with a hard visor that allows for storage of rolled-up soft top and mounting auxiliary lights.
- Also compatible with the Adventure Rack (715006809).

*†Not compatible with Glass Windshield with wiper.*

Lonestar Racing <sup>†</sup> Aluminum Roof	Commander	■ 715005137 • Black
--	-----------	---------------------



- Race-true low profile look with integrated front visor for eye-popping performance and protection.
- 0.083" (2.1 mm) thick aluminum roof for durable and lightweight protection from the elements.
- Not compatible with Full Windshields, Rigid Rear Window, Can-Am Intrusion Bars, and Overhead Switch Panel.

# SOFT CAB ENCLOSURE

Soft Cab Enclosure	Commander	715004724
--------------------	-----------	-----------



- Includes:
- Sport Roof
  - Full Windshield – Hardcoated
  - Upper Soft Door Panels
  - Soft Rear Panel









Soft Cab Enclosure	Commander MAX	715004725
--------------------	---------------	-----------




- Includes:
- Sport Roof
  - Full Windshield – Hardcoated
  - Upper Soft Door Panels
  - Soft Rear Panel

# WINDSHIELDS & WIND PROTECTION


## WINDSHIELDS


<b>Glass Windshield</b>	Commander, Commander MAX	<b>715003653</b>
	<ul style="list-style-type: none"> <li>• Curved and laminated glass full windshield in metal frame.</li> <li>• Provides excellent optical clarity.</li> <li>• Seals firmly against the cage and protects rider and passenger from the elements.</li> <li>• Must be used with rear wind protection.</li> <li>• Not compatible with vehicle with ABS.</li> <li>• Must be used with windshield wiper to maintain clear visibility during severe riding conditions, such as mud riding.</li> </ul>	
<b>Glass Windshield with Wiper</b>	Commander, Commander MAX	<b>715003652</b>
	<ul style="list-style-type: none"> <li>• Curved and laminated glass full windshield in metal frame.</li> <li>• Provides excellent optical clarity.</li> <li>• Seals firmly against the cage and protects rider and passenger from the elements.</li> <li>• Single-speed wiper with washer fluid dispenser.</li> <li>• Requires the Overhead Switch Panel (715003669) for installation.</li> <li>• Must be used with rear wind protection.</li> <li>• Not compatible with vehicle with ABS.</li> </ul>	
<b>Half Windshield</b>	Commander, Commander MAX	<input type="checkbox"/> <b>715003657</b> • Clear <input checked="" type="checkbox"/> <b>715005280</b> • Tinted
	<ul style="list-style-type: none"> <li>• Formed polycarbonate construction for enhanced rigidity.</li> <li>• Formulated to be non-yellowing, non-crazing, non-cracking, with excellent UV resistance and optical clarity.</li> <li>• Protects driver and passenger from the elements.</li> <li>• Features reverse angle lip to deflect air flow.</li> <li>• Quick and easy tool-less installation or removal.</li> </ul>	
<b>Full Windshield</b>	Commander, Commander MAX	<b>715003655</b>
	<ul style="list-style-type: none"> <li>• High-impact-resistant durable polycarbonate full windshield.</li> <li>• Formed polycarbonate construction for enhanced rigidity.</li> <li>• Formulated to be non-yellowing, non-crazing, non-cracking, with excellent UV resistance and optical clarity.</li> <li>• Seals firmly against the cage and protects rider and passenger from the elements.</li> <li>• Must be used with rear wind protection.</li> <li>• Quick and easy tool-less installation or removal.</li> </ul>	
<b>Full Windshield – Hardcoated</b>	Commander, Commander MAX	<b>715003656</b>
	<ul style="list-style-type: none"> <li>• High-impact-resistant Quantum<sup>+</sup> hardcoated polycarbonate full windshield.</li> <li>• Formed polycarbonate construction for enhanced rigidity.</li> <li>• Provides excellent optical clarity and better abrasion resistance.</li> <li>• Seals firmly against the cage and protects rider and passenger from the elements.</li> <li>• Must be used with rear wind protection.</li> <li>• Quick and easy tool-less installation or removal.</li> </ul>	
<b>ProVent Windshield</b>	Commander, Commander MAX	<b>715005210</b>
	<ul style="list-style-type: none"> <li>• High-impact-resistant Quantum<sup>+</sup> hardcoated polycarbonate full windshield.</li> <li>• Controllable vents to manage air flow.</li> <li>• Channels air into the cabin, defogs windshield, fully closes to eliminate air flow.</li> <li>• One upper vent and one lower vent with pre-filters.</li> <li>• Must be used with rear wind protection.</li> <li>• Provides excellent optical clarity and better abrasion resistance.</li> <li>• Protects driver and passenger from the elements.</li> <li>• Quick and easy tool-less installation or removal.</li> <li>• Not compatible with wiper kits, and Wet Sounds Stealth 6 Ultra HD Can-Am Edition Sound Bar.</li> <li>• Not compatible with the Defrost, Heat, and Ventilation System.</li> </ul>	
<b>PowerFlip Windshield</b>	Commander, Commander MAX	<b>715003658</b>
	<ul style="list-style-type: none"> <li>• The PowerFlip Windshield is equipped with electric cylinders that allow the rider to adjust the windshield opening at the touch of a button.</li> <li>• Windshield is made of hardcoated polycarbonate with a rubber seal contour and a tinted top section.</li> <li>• Allows you to quickly adapt to changing conditions by adjusting the windshield as you go.</li> <li>• Can be fully opened for optimal visibility and ventilation, fully closed for maximum protection from the elements, and in between, you have an infinite number of openings.</li> <li>• Must be used with rear wind protection.</li> </ul>	
<b>Windshield Wiper and Washer Kit</b>	Commander, Commander MAX,	<b>715003654</b>
	<ul style="list-style-type: none"> <li>• An ideal way to keep your windshield clear in rain, or while riding through mud and water.</li> <li>• Includes single-speed wiper, washer fluid dispenser and windshield frame mount.</li> <li>• Must be used with the Glass Windshield (715003653).</li> <li>• Requires Overhead Switch Panel (715003669) for installation.</li> <li>• Not compatible with ABS equipped vehicles.</li> </ul>	





<b>Manual Wiper Kit</b>	Commander, Commander MAX	<b>715009423</b>
	<ul style="list-style-type: none"> <li>• Single manual wiper that can be used to clear windshield of debris.</li> <li>• Easy to install system that requires no electrical hookup.</li> <li>• Large ergonomic handle provides a good grip over the entire sweeping surface.</li> <li>• Compatible with glass and hardcoated windshields that use top mounted wipers.</li> </ul>	

## WIND PROTECTION


<b>Side Wind Deflectors</b>	Commander, Commander MAX	<b>715008632</b>
	<ul style="list-style-type: none"> <li>• Clear polycarbonate air deflectors mount on each side of the cage.</li> <li>• Can be adjusted at three different positions for cabin air flow control when full windshield is installed:               <ol style="list-style-type: none"> <li>1) Outside deflection to reduce cabin air flow and turbulence.</li> <li>2) Inside deflection to increase air flow in the cabin.</li> <li>3) Windshield ventilation to reduce fog.</li> </ol> </li> <li>• Compatible with all windshields.</li> <li>• Not compatible with full doors.</li> <li>• Sold in pairs.</li> </ul>	


<b>Rear Polycarbonate Window</b>	Commander, Commander MAX	<b>715010803</b>
	<ul style="list-style-type: none"> <li>• High-impact-resistant polycarbonate window.</li> <li>• Blocks windshield backdraft or dust and rain from entering for added cabin comfort.</li> <li>• Sport Roof is required for installation.</li> <li>• Not compatible with Bimini Roof with Sun Visor, DragonFire Aluminum Roof, and Lonestar Racing Aluminum Roof.</li> <li>• Not compatible on a Commander Max with a Sport Roof Max and Rear Adventure Rack.</li> </ul>	


<b>Rear Wind Screen</b>	Commander, Commander MAX	<b>715003664</b>
	<ul style="list-style-type: none"> <li>• Full rear mesh screen reduces windshield backdraft for added cabin comfort.</li> <li>• Installs quickly and easily on roll cage.</li> <li>• Large Can-Am branding.</li> </ul>	

<b>Soft Rear Panel</b>	Commander, Commander MAX	<b>715005887</b>
	<ul style="list-style-type: none"> <li>• Plastic reinforced and weather-resistant rear panel offers good protection from the elements.</li> <li>• Made of heavy-duty UV-resistant solution-dyed polyester canvas for excellent resistance to tear and abrasion.</li> <li>• Clear window made of laminated polished vinyl material.</li> <li>• Resists cold cracking.</li> <li>• Installs quickly and easily on roll cage.</li> </ul>	

## MIRRORS

<b>Side Mirrors</b>	Commander, Commander MAX	<b>715003639</b>
	<ul style="list-style-type: none"> <li>• Rugged black nylon % construction with coated cast-aluminum mount.</li> <li>• Dual adjustment (horizontal and vertical) will suit any rider.</li> <li>• Convex optics deliver optimal field of view (FOV).</li> <li>• Spring-loaded pivots let mirrors fold back completely.</li> <li>• Sold in pairs.</li> </ul>	

<b>Panoramic Centre Mirror</b>	Commander, Commander MAX	<b>715003638</b>
	<ul style="list-style-type: none"> <li>• Wide-angle convex mirror.</li> <li>• Offers enhanced visibility.</li> <li>• Can be used with or without roof or windshield and with cab enclosure.</li> </ul>	

<b>Sport Panoramic Centre Mirror</b>	Commander, Commander MAX	<b>715004924</b>
	<ul style="list-style-type: none"> <li>• Convex mirror for wide rearward visibility.</li> <li>• Ball-joint design with tightening knob for steady multi-angle adjustment.</li> <li>• Can be used with or without roof or windshield.</li> <li>• Not for road use.</li> </ul>	

## Rear View Mirror and Camera Monitor

Commander, Commander MAX

715009410



- Fully waterproof rearview mirror and monitor kit.
- See exactly what you need to see with the multiple camera feeds from the rear view camera.
- This unit replaces the stock rearview mirror (the screen is integrated in the unit's replacement rearview mirror).
- The camera uses infrared light for night vision capabilities.

# DOORS

## Sport Half Doors

Commander, Commander MAX

715006217



- Half doors made of moulded polypropylene to match vehicle's styling.
- A must-have for additional cabin comfort.
- Features rounded shape to increase cabin space.
- Standard on all Commander models.
- Door Trim is required to complete your door kit (sold separately).
- Sold in pairs.

## Door Trim

Commander,  
Commander MAX

- Can-Am Red
- Timeless Black
- Octane Blue

Left

705015464

Right

705015465

705015608

705015615

705016448

705016450



- Matching coloured panel for the Sport Half Doors.
- Required to complete the Sport Half Doors (sold separately).
- Sold in pairs.

## Upper Soft Door Panels

Commander, Commander MAX

715004718 • Front

Commander MAX

715004726 • Rear



- Upper canvas portion of the doors with sturdy steel frame.
- Seals firmly against the cage and protects rider and passenger from the elements.
- Converts half door into full door for a complete cab enclosure.
- Zippered window made of laminated polished vinyl material for added ventilation.
- Easy to remove on hot and sunny days.
- Sport Roof required for installation.

## Door Storage with Padding

Commander, Commander MAX

715004914



- Weather-resistant door storage bags with integrated padding.
- Holds your gear safely and securely and also protects driver's and passenger's legs from direct contact with the doors while riding.
- Each bag is designed as a 0.5 gal (2 L) capacity pocket also equipped with inner netting compartments.
- Semi-rigid construction renders them flexible enough to fit odd-shaped loads.
- Easy to install.
- Sold in pairs.
- Not compatible with stock doors on the Maverick Trail or the Trail Half Doors.

# SEAT ACCESSORIES

## 4-Point Harness

Commander

715008035 • Driver

715008036 • Passenger



- Exclusive controlled decelerator technology (patent pending) absorbs additional energy in case of an accident.
- Designed to offer maximum riding comfort.
- Easy one-click latch and release.
- ROHVA compliant.

## Seat Belt Shoulder Pads


Commander, Commander MAX

715002894



- Provide additional riding comfort by preventing seat belt from rubbing on neck and shoulder.
- Fit with stock 3-point seat belts and 4 point harness.
- Easy Velcro installation.
- Can-Am branded.
- Sold in pairs for driver and passenger.

# HMWPE SKID PLATES



Our plastic plates glide smoothly and silently over obstacles, offering great protection in rough terrain.

- Made of abrasion-resistant thermoformed High Molecular Weight Polyethylene (HMWPE).
- Lighter than aluminum.
- Superior stress crack resistance.
- High impact strength.
- Ultra-sturdy 3/8" (10 mm) thickness.

## COMMANDER, COMMANDER MAX

Offer your Commander the full protection kit or get parts individually

DPS

XT 1000 & XT-P

### HMWPE SKID PLATE PROTECTION KIT

Includes:

- HMWPE Front Skid Plate.
- HMWPE Front A-Arm Protectors.
- HMWPE Rear Skid Plate.
- HMWPE Rear A-Arm Protectors.
- HMWPE Underbelly Plates.
- HMWPE Central Skid Plate.

715006349  
(except MAX)

715006350  
(except MAX)

715006351  
(MAX only)

715007303  
(MAX only)

### INDIVIDUAL HMWPE SKID PLATES

<b>1</b>	<b>HMWPE Front Skid Plate</b>	715008279	715008279
<b>2</b>	<b>HMWPE Front A-Arm Protectors</b>	715008276	715008277
<b>3</b>	<b>HMWPE Underbelly Plates</b> Keep the rollover clearance.	715006273	715006273
<b>4</b>	<b>HMWPE Rear Skid Plate</b>	715007302	715007302
<b>5</b>	<b>HMWPE Rear A-Arm Protectors</b>	715004271	715006341
<b>6</b>	<b>HMWPE Central Skid Plate</b> Provides centre protection for MAX models.	715004272 (MAX only)	715004272 (MAX only)

# BUMPERS & GUARDS

## COMMANDER BUMPERS

X mr Front Bumper

Commander, Commander MAX

715007248 • Black



- Heavy-duty 1.5" (3.8 cm) diameter steel-tube construction.
- Inside and outside anti-corrosion coating with durable finish.
- Provides additional front body protection.
- Integrated winch support plate for winch relocation at a higher position for easier access in muddy conditions or for auxiliary lights.
- Allows the installation of front corner protectors.
- Winch not included.

## Front Bumper

Commander, Commander MAX

**715007631**



- Made of 1.5" (3.8 cm) diameter steel tubing with durable powder-coat finish.
- Includes integrated mount points for seamless light installation.
- Compatible with synthetic and steel rope winches and Hawse fairlead.

## Front Corner Protectors

Commander, Commander MAX

**715006807**



- Heavy-duty 1.5" (3.8 cm) diameter steel tubing.
- Inside and outside anti-corrosion coating with durable powder-coat finish.
- Provide additional protection for vehicle's front corners.
- Requires stock XT, or XT-P bumper.
- Sold in pairs.

## Rear Bumpers

Commander, Commander MAX

**715006808**



- Rear bumper made of heavy-duty 1.5" (3.8 cm) diameter steel tubing.
- Protect vehicle bodywork and exhaust system.
- Inside and outside anti-corrosion coating with durable powder-coat finish.
- Compatible with Mud Flaps.

## Mud Flaps

Commander, Commander MAX

**715003041**



- Keep mud and debris out of cargo area and protect trailer or vehicles behind you.
- Add aesthetic appeal to your vehicle.
- Made of EPDM rubber.
- Require Rear Bumper for installation.
- Sold in pairs.

## ROCK SLIDERS

### Rock Sliders

Commander

■ **715003689** - Black

Commander MAX

■ **715004754** - Black



- Made of heavy-duty 1.5" (3.8 cm) diameter steel tubing.
- Inside and outside anti-corrosion coating with durable powder coat finish.
- Protect vehicle's rocker panels and undercarriage against large obstacles.
- Sold in pairs.

## INTRUSION BARS

### Front Intrusion Bar

Commander, Commander MAX

**715003872**



- Steel intrusion bar matches perfectly with vehicle's styling.
- Inside and outside anti-corrosion coating with durable powder coat finish.
- Provides additional protection by preventing large objects from entering the driver/passenger area.
- Tube design reduces obstructed lines of sight and blind spots for better visibility.
- Not compatible with windshields and Soft Door Panels.

## WIND PROTECTION

### Fender Flares

Commander, Commander MAX

**715006814**



- Fender flares made from injection-moulded polypropylene.
- Keep mud and debris out of vehicle.
- Designed for quick and easy installation.
- Front and rear extensions and mounting hardware included.
- Increase vehicle's overall width by 3" (8 cm) when installed on Commander and Commander MAX models.



# LINQ: EASY ON, EASY OFF CARGO

## COMMANDER'S LINQ ACCESSORIES

### MOUNTING LOCATION AND REQUIREMENTS

<ul style="list-style-type: none"><li>• No tools needed: Quickly install and remove accessories by hand.</li><li>• Equip your Can-Am for specialised tasks in no time.</li><li>• Sturdy mounting system that holds up to the roughest terrain.</li></ul>	Vehicle Standard Cargo Box	LinQ® Cargo Rack 715006815	Adventure Roof Rack 715004095	Deluxe Headache Rack 715006823	Rear Adventure Rack 715006809	Passenger Seat Base	
LinQ ACCESSORIES WITH 16" BASE		LinQ anchors mounted 16 inches apart, centre-to-centre. Lower loading capacity than the LinQ with 36" base accessories. Can be used on Can-Am ATV and SxS vehicles, Can-Am Spyder and Ryker vehicles, Sea-Doo watercraft and Ski-Doo snowmobiles.					
NEW LinQ 5 US Gal (19 L) Fuel Caddy 715007822	LinQ Base Installation Kit 715008125	No compatibility	No compatibility	No compatibility	No compatibility	LinQ Base Installation Kit 715008125	
NEW LinQ Rigid Cooler 4.7 US Gal (18 L) 715010491		LinQ Base Installation Kit 715008125	LinQ Base Installation Kit 715008125	LinQ Base Installation Kit 715008125	LinQ Base Installation Kit 715008125	No compatibility	
NEW LinQ Cooler 5.3 US Gal (20 L) 295101257 • Grey		No compatibility	No compatibility	No compatibility	No compatibility		
LinQ 11.4 US Gal (43 L) Cooler 715007825 • Black 715009276 • Grey		LinQ Base Installation Kit 715008125	No compatibility	No compatibility	No compatibility	No compatibility	Passenger Seat LinQ Anchor Kit 715003951
LinQ 4.2 Gal Cooler 295100698 • White 219400964 • Black							
LinQ Tool Kit 715006829							
LinQ Tool Box 715008111							
LinQ SR 5.5 Gal (21 L) Bag 860202449							
LinQ 4.5 Gal (17 L) Sport Bag 860202447							
LinQ Modular Box 715005494 • (10 L) 715007112 • (20 L) 715006830 • (30 L)							
LinQ Roll-Top Bag 715008110							
LinQ 26 US Gal (100 L) Explorer Bag 295101016							
LinQ 5.3 US Gal (20 L) Semi-Rigid Cooler 295101252							
LinQ ACCESSORIES WITH 36" BASE		Mount on LinQ racks often used by Can-Am ORV vehicles. Higher loading capacity than the LinQ with 16" base accessories. Usage is limited to Can-Am ORV vehicles.					
LinQ 12 Gal (45 L) Cargo Box 715003879	No compatibility	No further requirements	No compatibility	No compatibility	No compatibility	No compatibility	
LinQ 23 Gal (87 L) Trunk Box 715004923							
LinQ Cooler 715004778 • Black 715004698 • Grey							
LinQ OGIO <sup>†</sup> Bag 715002923 • Black							
LinQ Heavy Duty Basket 715001215							
LinQ Low Profile Basket 715004282							
LinQ HOLDERS							
LinQ Gear Grips 715005340	No further requirements	No further requirements	Side wall installation LinQ Adapters 715003058	Side wall installation LinQ Adapters 715003058	Side wall installation LinQ Adapters 715003058	Passenger Seat LinQ Anchor Kit 715003951	
LinQ Tool Holder 715007358							

The LinQ system is BRP's game-changing, tool-free cargo solution. Snap gear on or off in seconds. No fuss, no rattle, just rock-solid mounting on any terrain.

# LINQ SYSTEM ADVANTAGE




## ORIGINAL LinQ SYSTEM

Handles medium- to large-sized gear with two anchor setups: the 16" base for standard accessories and the 36" base for racks and serious payloads.

## LinQ LITE

Made for smaller items, lightweight gear you can hang from rails or vertical mounts.





LinQ ACCESSORIES WITH 16" BASE		
<b>NEW LinQ 5 US Gal (19 L) Fuel Caddy</b>	Commander, Commander MAX	715007822
	<ul style="list-style-type: none"><li>• Quick, easy, and secure LinQ system installation.</li><li>• Spill-free spout for easy use.</li><li>• 5 US gal (19 L) capacity.</li><li>• Meets new Flame Mitigation Device (FMD) standard.</li><li>• Dimensions: 12" L x 19" W x 12" H.</li></ul>	
<b>NEW LinQ Rigid Cooler 4.7 US Gal (18 L)</b>	Maverick X3, Maverick X3 MAX	715010491
	<ul style="list-style-type: none"><li>• Versatile LinQ 16" configuration fits many vehicles.</li><li>• Durable rotomoulded rigid construction.</li><li>• Moulded-in handles for quick installation and removal.</li><li>• High quality insulation for optimal ice retention.</li><li>• Sealed lid for airtight, weather-tight closure.</li><li>• Ergonomic and secure latch system offers excellent sealing.</li><li>• 4.7 US gal (18 L) capacity.</li><li>• See table for installation location and requirements.</li><li>• Exterior Dimensions: 21" L x 12" W x 15" H.</li></ul>	
<b>NEW LinQ Cooler 5.3 US Gal (20 L)</b>	Commander, Commander MAX	295101257
	<ul style="list-style-type: none"><li>• LinQ-mounted for fast, easy, and secure storage.</li><li>• Locks in place with just a quarter turn.</li><li>• High-quality insulation for optimal ice retention.</li><li>• Keeps ice cold for 5 days.</li><li>• Rotomoulded construction for exceptional rigidity and durability.</li><li>• Sealed lid for airtight, weather-tight closure.</li><li>• Rigid handles make transportation easy.</li><li>• Horizontal locking handles allow for installation of LinQ Lite accessories.</li><li>• Marineised hardware suited for saltwater applications.</li><li>• Holds thirty-four 355 ml cans.</li><li>• 5.3 US gal (20 L) capacity.</li><li>• Exterior dimensions: 21" L x 15" W x 14" H.</li><li>• Interior dimensions: 15" L x 10" W x 9" H.</li><li>• See table for installation location and requirements.</li></ul> <p><i>Note: Cannot be mounted on the LinQ Stackable Fuel Caddy.</i></p>	


LinQ 11.4 US Gal (43 L) Cooler	Commander, Commander MAX	<div> <div>■ 715007825 • Black</div> <div>■ 715009276 • Grey</div> </div>
	<ul style="list-style-type: none"> <li>• Versatile LinQ 16" configuration fits many vehicles.</li> <li>• High quality injection-moulded impact resistant polypropylene outer shell for exceptional durability.</li> <li>• High quality insulation for optimal ice retention.</li> <li>• Thicker insulation on bottom to isolate vehicle heat.</li> <li>• 11.4 US gal (43 L) capacity.</li> <li>• LinQ-mounted for fast, easy, secure storage.</li> <li>• Locks in place with only a quarter turn.</li> <li>• Rigid handles make transportation easy.</li> <li>• Horizontal locking handles allow installation of LinQ Lite accessories.</li> </ul>	<ul style="list-style-type: none"> <li>• Dry-basket included to protect items.</li> <li>• Drain plug at the bottom to evacuate water.</li> <li>• New ergonomic and secure latch system offers excellent sealing.</li> <li>• Possibility to lock the cooler with a padlock.</li> <li>• LinQ Cargo Base Kit (715008125) required for installation.</li> <li>• See table for installation location and requirements.</li> <li>• Exterior Dimensions: 77" L x 40" W x 46" H.</li> </ul>
LinQ Modular Box	Commander, Commander MAX	<div>715005494 • (10 L)</div> <div>715007112 • (20 L)</div> <div>715006830 • (30 L)</div>
	<ul style="list-style-type: none"> <li>• Allows stacking of other modular boxes to always have the right gear accessible.</li> <li>• Always have the right box size to fit everything.</li> <li>• Can be installed on any LinQ base with a 16" width.</li> <li>• See table for installation location and requirements.</li> </ul>	
Thermal Insert for LinQ Modular Box (10 L)	Commander, Commander MAX	219401110
	<ul style="list-style-type: none"> <li>• Insulated liner.</li> <li>• Fits very well in the LinQ Modular Box (10 L).</li> <li>• Can contain seven 355 ml cans.</li> <li>• Keeps ice cold for one day.</li> <li>• Interior dimensions: 9" L x 17" W x 2½" H.</li> </ul>	
LinQ Tool Box	Commander, Commander MAX	715008111
	<ul style="list-style-type: none"> <li>• High precision injected HDPE construction provides rigidity and durability.</li> <li>• 5 gal (19 L) maximum capacity.</li> <li>• Weather-resistant, sealed, and lockable cover.</li> <li>• Easy one-second On / Off tool-less system.</li> <li>• All the benefits of LinQ - simple, fast, and secure.</li> <li>• See table for installation location and requirements.</li> </ul>	
LinQ Tool Kit	Commander, Commander MAX	715006829
	<p>Includes:</p> <ul style="list-style-type: none"> <li>- Cutter pliers</li> <li>- Long-nose pliers</li> <li>- Locking pliers</li> <li>- Ratchet wrench ¾" drive</li> <li>- 6" ratchet extension</li> <li>- Integrated CVT belt storage location (belt not included)</li> <li>- Long-socket 19 mm ¾" drive – 6 pts</li> <li>- Socket 18 mm ¾" drive</li> <li>- Long-socket 17 mm ¾" drive – 6 pts</li> <li>- Socket 15 mm ¾" drive</li> <li>- Socket 13 mm ¾" drive</li> <li>- Socket 10 mm ¾" drive</li> <li>- Socket 8 mm ¾" drive</li> <li>- Socket Torx T40 ¾" drive</li> <li>- Socket Torx T30 ¾" drive</li> <li>- Socket Torx T20 ¾" drive</li> <li>- Breaker bar ¾" drive</li> <li>- Combination Wrench set: <ul style="list-style-type: none"> <li>- Wrench 19 mm</li> <li>- Wrench 18 mm</li> <li>- Wrench 15 mm</li> </ul> </li> <li>- Wrench 13 mm</li> <li>- Wrench 10 mm</li> <li>- Wrench 8 mm</li> </ul>	<ul style="list-style-type: none"> <li>• See table for installation location and requirements.</li> </ul>
LinQ 4.2 Gal (16 L) Cooler	Commander, Commander MAX	<div>■ 219400964 • Black</div> <div>■ 295100698 • White</div>
	<ul style="list-style-type: none"> <li>• All the benefits of LinQ - simple, fast, and secure.</li> <li>• Rotomoulded construction for exceptional rigidity and durability.</li> <li>• Premium-quality foam insulation for optimal ice retention.</li> <li>• Uses LinQ mounting system (Patent US 8777531 and US 8875830).</li> </ul>	<ul style="list-style-type: none"> <li>• Easy one-second On / Off tool-less system.</li> <li>• Can contain twenty 355 ml cans.</li> <li>• Keeps ice cold for three days.</li> <li>• Exterior dimensions: 13" L x 20" W x 10" H.</li> <li>• Interior dimensions: 9" L x 17" W x 7" H.</li> <li>• See table for installation location and requirements.</li> </ul>
<b>NEW</b> LinQ 5.3 US Gal (20 L) Semi-Rigid Cooler	Commander, Commander MAX	295101252
	<ul style="list-style-type: none"> <li>• 5.3 US gal (20 L) of insulated, water-resistant capacity.</li> <li>• Quick, easy, and secure LinQ system installation.</li> <li>• Attaches with one set of LinQ fasteners.</li> <li>• Single-day-use soft cooler.</li> <li>• Mesh pocket on top of the lid.</li> </ul>	<ul style="list-style-type: none"> <li>• Zippered pocket under the lid for quick and easy access.</li> <li>• Removable interior for easy cleaning.</li> <li>• Carry handles for easy transport.</li> <li>• Can contain twelve 355 ml cans.</li> <li>• Dimensions: 19" L x 13" W x 10" H.</li> </ul>


<b>LinQ 4.5 Gal (17 L) Sport Bag</b>	Commander, Commander MAX	<b>860202447</b>
	<ul style="list-style-type: none"> <li>• All the benefits of LinQ - simple, fast, and secure.</li> <li>• 17 liter (4.5 US gallon) capacity.</li> <li>• Thermoformed bag base in HDPE (High Density Polyethylene) providing rigidity and durability.</li> <li>• Rigid bottom, semi-rigid top.</li> </ul>	<ul style="list-style-type: none"> <li>• Easy one-second On / Off tool-less system.</li> <li>• See table for installation location and requirements.</li> </ul>
<b>LinQ SR 5.5 Gal (21L) Bag</b>	Commander, Commander MAX	<b>860202449</b>
	<ul style="list-style-type: none"> <li>• All the benefits of LinQ - simple, fast, and secure.</li> <li>• Semi-rigid expandable bag.</li> <li>• 5.5 gal (21 L) capacity.</li> <li>• Utilises LinQ mounting system (Patent US 8777531 and US 8875830).</li> <li>• Easy one-second On / Off tool-less system.</li> <li>• See table for installation location and requirements.</li> </ul>	
<b>LinQ Roll-Top Bag</b>	Commander, Commander MAX	<b>715008110</b>
	<ul style="list-style-type: none"> <li>• Fully waterproof roll-top dry bag will securely store and confine your equipment.</li> <li>• LinQ mounted using heavy-duty rigid plastic base.</li> <li>• High capacity storage solution (40 L).</li> <li>• Bottom foam liner for additional equipment protection.</li> <li>• Integrated handle for easy transportation On / Off the vehicle.</li> <li>• Dimensions: 14" L x 19" W x adjustable H.</li> <li>• See table for installation location and requirements.</li> </ul>	
<b>LinQ Explorer Bag</b>	Commander, Commander MAX	<b>295101016</b>
	<ul style="list-style-type: none"> <li>• 26 gal (98 L) of watertight storage.</li> <li>• Installs in seconds with tool-less LinQ accessory system.</li> <li>• Dedicated essentials compartment for registration, license, insurance and more.</li> <li>• Exclusive D.E.S.S. key storage.</li> <li>• External quick-access pocket for small items like keys and wallets.</li> </ul>	<ul style="list-style-type: none"> <li>• Turns into a backpack when you get off your machine.</li> <li>• Collapsible if not fully packed with straps on both sides.</li> <li>• Dimensions: 26" L x 18" W x 14" H.</li> <li>• Not compatible with LinQ Pivoting Rack (715010787).</li> </ul>
<b>LinQ ACCESSORIES WITH 36" BASE</b>		
<b>LinQ Premium Storage Bag by OGIO</b>	Commander, Commander MAX	■ <b>715002923</b> • Black
	<ul style="list-style-type: none"> <li>• Tool-less installation and removal thanks to the LinQ system.</li> <li>• 17.2 gal (65 L) capacity semi-rigid cargo bag ideal for carrying anything you need on your vehicle.</li> <li>• Buckle and elastic closure with a rubber seal that prevents dust from entering the bag.</li> <li>• 3-section lid for partial or full access to your bag.</li> <li>• Inside separators for optimal bag organisation.</li> <li>• See table for installation location and requirements.</li> </ul>	
<b>LinQ 12 Gal (45 L) Cargo Box</b>	Commander, Commander MAX	<b>715003879</b>
	<ul style="list-style-type: none"> <li>• LinQ mounted for easy-on, easy-off installation.</li> <li>• Holds cargo safely and securely while riding.</li> <li>• See table for installation location and requirements.</li> </ul>	
<b>LinQ 23 Gal (87 L) Trunk Box</b>	Commander, Commander MAX	<b>715004923</b>
	<ul style="list-style-type: none"> <li>• LinQ mounted for easy-on, easy-off installation.</li> <li>• Holds cargo safely and securely while riding.</li> <li>• See table for installation location and requirements.</li> </ul>	
<b>LinQ 8 Gal (30 L) Cooler Box</b>	Commander, Commander MAX	■ <b>715004778</b> • Black ■ <b>715004698</b> • Grey
	<ul style="list-style-type: none"> <li>• LinQ mounted for easy on, easy off installation.</li> <li>• Rotomoulded construction provides exceptional rigidity and durability.</li> <li>• Premium-quality foam insulation for optimal ice retention.</li> <li>• Integrated, fully-removable compartment protects food.</li> <li>• Robust rubber latches keep the cover tightly closed.</li> <li>• Weather-resistant.</li> <li>• Convenient drain plug.</li> <li>• See table for installation location and requirements.</li> </ul>	




<b>LinQ Heavy-Duty Basket</b>	Commander, Commander MAX	<b>715001215</b>
	<ul style="list-style-type: none"> <li>• Made of high-strength, low-alloy steel.</li> <li>• LinQ mount for easy-on, easy-off installation.</li> <li>• See table for installation location and requirements.</li> </ul>	
<b>LinQ Low Profile Basket</b>	Commander, Commander MAX	<b>715004282</b>
	<ul style="list-style-type: none"> <li>• Low profile, open basket increases cargo space.</li> <li>• Perfect for easy access to tools, rope, and winch.</li> <li>• Multiple bungee cord and tie-down anchor points.</li> <li>• Made of impact-resistant injected polypropylene.</li> <li>• See table for installation location and requirements.</li> </ul>	


## LinQ HOLDERS


<b>LinQ Tool Holder</b>	Commander, Commander MAX	<b>715007358</b>
	<ul style="list-style-type: none"> <li>• Ultra-versatile tool holder.</li> <li>• Convenient swivel-latch allows tools to be stored in any orientation.</li> <li>• Sold in pairs.</li> </ul>	

<b>LinQ Gear Grips</b>	Commander, Commander MAX	<b>715005340</b>
	<ul style="list-style-type: none"> <li>• Durable and flexible grips provide a custom fit for a variety of items from 1" to 4" (2.5 cm to 10 cm) in diameter.</li> <li>• Heavy-duty design for carrying bows, fishing poles, rakes, farm tools, and more.</li> <li>• Quick-release button opens grip quickly for easy access to gear.</li> <li>• Heavy-duty base system built for the toughest adventures.</li> <li>• Make transporting your tools a snap by combining the Gear Grips with the LinQ system.</li> <li>• 360° orientation.</li> <li>• Sold in pairs.</li> </ul>	

## LinQ ACCESSORIES


<b>LinQ Adapter</b>	Commander, Commander MAX	<b>715003058</b>
	<ul style="list-style-type: none"> <li>• Sold in pack of 4.</li> </ul>	

<b>LinQ Base Installation Kit</b>	Commander, Commander MAX	<b>715008125</b>
	<ul style="list-style-type: none"> <li>• Unique mounting fastener usable on any LinQ system accessory.</li> <li>• Included: 2 cargo LinQ bases and hardware.</li> </ul>	

<b>LinQ Lock</b>	Commander, Commander MAX	<b>860201968</b>
	<ul style="list-style-type: none"> <li>• Simple way to securely lock most LinQ accessories.</li> <li>• Lock cover protects lock from the elements.</li> <li>• Corrosion resistant.</li> <li>• Pack of 1, includes 2 keys.</li> <li>• Not compatible with LinQ 4.2 US Gal (16 L) Cooler, LinQ Tool Box, LinQ Tool Holder, and LinQ Gear Grips.</li> </ul>	

# CARGO & STORAGE

## CARGO

<b>LinQ Cargo Rack</b>	Commander, Commander MAX	<b>715006815</b>
	<ul style="list-style-type: none"> <li>• Strong, durable steel rack 3/8".</li> <li>• Easy and tool-less installation with LinQ system.</li> <li>• Allows the installation of LinQ accessories.</li> <li>• Allows multi-level storage on cargo bed.</li> <li>• Helps keep cargo securely in place.</li> <li>• Multiple bungee cord and tie-down points.</li> <li>• Kit includes LinQ Base 36".</li> <li>• 15" clearance under the rack for other cargo.</li> <li>• Not compatible with Tonneau Cover (715006816).</li> <li>• Not compatible with the LinQ Gun Case (715009240).</li> </ul>	

## Integrated Tailgate Extension

Commander, Commander MAX

**715006810**



- Integrated design that lets the extension fold away inside the tailgate when not needed.
- Steel construction for rugged durability.

## Tonneau Cover

Commander, Commander MAX

**715006816**



- Fitted to cover all of the items in your cargo box.
- Prevents splash from entering the cargo box.
- Rolls up to the front.
- Easily removable for quick access.
- Not compatible with accessories that exceed the bed height.

## STORAGE

### Soft Storage Bag

Commander, Commander MAX

**715003759**



- 11.8 gal (45 L) capacity soft cargo bag designed with vehicle's rear in mind to maximise potential storage.
- 3-section bag.
- Transport gear in a weatherproof bag.

### Storage 2.6 Gal (10 L) Bag

Commander, Commander MAX

**269502121**



- Roll-top dry bag for fully protecting your cargo from the elements.

### Overhead Storage Bags

Commander, Commander MAX

**715005018**



- Weather-resistant bags, hold your gear safely and securely while riding.
- Include 2 overhead soft bags mounted on a tubular frame that sits between cage and roof.
- 2.4 gal (9 L) total capacity.
- Bimini Roof with Sun Visor or Sport Roof needed for installation.
- Not compatible with the Complete Wet Sounds Audio System.

### Shoulder Storage Bag

Commander, Commander MAX

**715005019**



- Weather-resistant semi-rigid bag holds your gear safely and securely while riding.
- Bag attaches in unused space between the seats to increase your vehicle's cargo capacity.
- 2.8 gal (10.5 L) capacity.

### Removable Central Storage Bag

Commander MAX

**715004794**



- Weather-resistant bag holds your gear safely and securely while riding.
- Both front and rear passengers can access the bag's contents.
- Designed as a 1.3 gal (5.2 L) capacity pocket, also equipped with inner netting compartments and side pockets.
- Can be removed in seconds and includes shoulder strap for transportation.
- Perfect to bring your gear on and off your vehicle.


### Passenger Storage Seat Bag

Commander, Commander MAX


**715008080**





- This weather-resistant bag holds your gear safely and securely while you ride.
- Bag settling on the passenger's seat to increase the vehicle's cargo capacity.
- This bag features a 14.5 gal (55 L) storage capacity and is divided into two compartments.
- The top compartment is insulated to keep your beverages cold and includes two cup holders.
- Additional pocket inside for additional storage, such as a cell phone.
- The bottom compartment is accessible from both sides and serves as a large pocket for storing various items.
- The detachable pocket at the front of the bag can be used as a garbage bag.


Soft Cooler	Commander, Commander MAX	715003728
 <ul style="list-style-type: none"> <li>• Soft cooler made of durable canvas.</li> <li>• Removable shoulder strap and carry handles.</li> <li>• Foam insulation and water-resistant interior liner.</li> <li>• 2.2 gal (4.5 L) capacity.</li> </ul>		


# RACKS & HOLDERS


Rear Adventure Rack	Commander, Commander MAX	715006809
 <ul style="list-style-type: none"> <li>• Made of heavy-duty steel.</li> <li>• Increases the cargo versatility of the vehicle.</li> <li>• Allows a Commander 2-up to fit a MAX Sport Roof or Bimini Roof on top to protect the cargo area.</li> </ul>	<ul style="list-style-type: none"> <li>• Allows a Commander 2-up to fit MAX Adventure Roof Rack to increase cargo capacity.</li> <li>• Not compatible with other bed installed accessories.</li> </ul>	


Adventure Rack Enclosure	Commander Commander MAX	715006818 715008246
 <ul style="list-style-type: none"> <li>• Works with Rear Adventure Rack.</li> <li>• Rear-panel zip-type windows with roll-down feature.</li> <li>• Covers all accessories mounted inside of the Rear Adventure Rack.</li> <li>• Compatible only with Sport Roof.</li> </ul>	<ul style="list-style-type: none"> <li>• Compatible with Pre-filter only in Pickup configuration.</li> <li>• Pre-filter are not compatible with the SUV configuration.</li> <li>• Not compatible with snorkel kits or X mr models.</li> </ul>	





Cargo Bed Rails	Commander, Commander MAX	715006824
 <ul style="list-style-type: none"> <li>• Add an integrated tie-down area to your cargo box.</li> <li>• Added cargo box protection.</li> <li>• Inside and outside anti-corrosion coating with durable powder-coat finish.</li> </ul>	<ul style="list-style-type: none"> <li>• Heavy-duty 1" (2.5 cm) diameter steel tube construction.</li> <li>• Adds height to the bed side wall and serves as a tie-down point.</li> <li>• Sold in pairs.</li> </ul>	

Deluxe Headache Rack	Commander, Commander MAX	715006823
 <ul style="list-style-type: none"> <li>• Protects cab from cargo load.</li> <li>• Compatible with cargo bed rails.</li> <li>• Not compatible with Snorkel Kit (715003705).</li> </ul>		

Cargo Box Net	Commander, Commander MAX	715001371
 <ul style="list-style-type: none"> <li>• Solid net designed to secure and ensure the compact confinement of your Adventure Roof Rack.</li> </ul>		

LinQ Tool and Gun Holder	Commander, Commander MAX	715005466
 <ul style="list-style-type: none"> <li>• 2-in-1 holding rack can be used both on the job or on the hunt.</li> <li>• Includes 5 locations to securely hold tools and guns using rubber grips and retention straps at the top and a rubber mat with gunstock shaped moulding at the bottom.</li> <li>• Easy to remove, install or reposition using our simple and secure LinQ system.</li> </ul>	<ul style="list-style-type: none"> <li>• Can be attached at multiple positions along the cargo bed walls, facing inside or outside the bed.</li> <li>• Can be attached on the inside of the cargo, behind the cab.</li> <li>• Not compatible with Headache Rack.</li> </ul>	

LinQ Gun Case	Commander, Commander MAX	715009240
 <ul style="list-style-type: none"> <li>• Practical design allows you to store shotguns and rifles up to 52" (132 cm) even with optics.</li> <li>• Adapt to different weapon shapes and features with foam cushions that can be repositioned.</li> <li>• LinQ-mounted for efficient and secure storage, locked in place with only a quarter turn.</li> <li>• No mount required on Commander and Commander MAX.</li> <li>• Commander &amp; Commander MAX: Not compatible with LinQ Cargo Rack (715006815).</li> </ul>		

Spare Tyre Ratchet Tie-Downs	Commander, Commander MAX	280000955
 <ul style="list-style-type: none"> <li>• 3-way ratcheting tie-down strap with loop ends.</li> <li>• Designed to securely hold spare tyres on accessories equipped with integrated spare tyre attachment points.</li> <li>• Adjustable to accommodate most common UTV tyre sizes.</li> </ul>	<ul style="list-style-type: none"> <li>• Ratchet and junction ring made of durable zinc-plated steel.</li> <li>• Required for spare tyre attachment on Adventure Roof Rack and LinQ Pivoting Rack.</li> </ul>	
Heavy-Duty Ratchet Tie-Down	Commander, Commander MAX	715008308
 <ul style="list-style-type: none"> <li>• 1,000 lb (454 kg) safe working load.</li> <li>• 1.5 in. x 6 in. (38 mm x 1.8 mm) strap with BRP brands.</li> <li>• Deluxe ratchet with rubber handle.</li> <li>• Black-coated clip hooks.</li> </ul>	<ul style="list-style-type: none"> <li>• 12" (30 cm) webbing included.</li> <li>• Pack of 2.</li> </ul>	
Bolt-On† Retractable Ratcheting Tie-Downs	Commander, Commander MAX	295101072
 <ul style="list-style-type: none"> <li>• Perfect for transporting your powersport vehicle or securing loads.</li> <li>• Mounts easily: Bolts on any flat surface (e.g., truck bed or frame).</li> <li>• 1" x 6' (2.5 cm x 1.8 m) tie-down strap with heavy-duty stitching that delivers a 500 lb (227 kg) working load strength and 1,500 lb (680 kg) break strength.</li> </ul>	<ul style="list-style-type: none"> <li>• Convenient retractable push button automatically slackens, spools and stores away strap, while the ratchet mechanism tightens the strap snugly to secure your vehicle or load into place.</li> <li>• Rubber ratcheting handle provides firm grip, and the hook is vinyl coated to protect whatever surface it hooks into.</li> <li>• Sold in pairs.</li> </ul>	
Ratchet Tie-Downs	Commander, Commander MAX	715008309 • Black/Grey
 <ul style="list-style-type: none"> <li>• 400 lb (181 kg) safe working load.</li> <li>• 1" x 10' (2.5 cm x 3 m) strap with Sea-Doo, Ski-Doo and Can-Am logos.</li> <li>• Deluxe ratchet with rubber handle.</li> </ul>	<ul style="list-style-type: none"> <li>• Coated S hooks.</li> <li>• Pack of 2.</li> </ul>	

# LIGHTS

## CAN-AM LIGHTS

1 CHOOSE YOUR MOUNT POINT		2 CHOOSE YOUR LIGHTS						
		10" Double Stacked LED Bar <b>715002933</b>	15" Double Stacked LED Bar <b>715002934</b>	39" Double Stacked LED Bar <b>715004007</b>	4" Round LED Lights (sold in pairs) <b>715002935</b>	3.5" Spot or Flood LED Lights (sold in pairs) <b>715009774</b> /715009775	SMART 40" (102 cm) LED Light Bar <b>715008747</b>	SMART 10" (25 cm) LED Light Bar <b>715008745</b>
<b>XT &amp; X mr Front Bumper</b> 715007631, 715007428 (Stock on X and XT-P)		<b>715003670</b> (Power Cable)	<b>715003670</b> (Power Cable)	No compatibility	<b>715003670</b> (Power Cable)	No compatibility	No compatibility	<b>715009886</b> (Lights Wiring Harness)
<b>S3<sup>†</sup> Front Bumper</b> 715005121 & <b>Trail Bumper</b> 715003680, 715003681			No compatibility					
<b>Commander Front Bumper</b>			No compatibility					
<b>Sport Roof &amp; Bimini Roof</b>		<b>715003670</b> (Power Cable) + <b>715003669</b> (Overhead Switch Panel)	<b>715003669</b> (Overhead Switch Panel)					<b>715005822</b> (Mounting Kit) *Optional Overhead Switch Panel <b>715003669</b>
<b>Top Roll Cage</b>		No compatibility	No compatibility	<b>715005822</b> (Mounting Kit)	No compatibility	No compatibility	No compatibility	No compatibility
<b>Sport Roof Back Position</b>				No compatibility		<b>715004910</b> (Power Cable) + <b>715003669</b> (Overhead Switch Panel)		



# BAJA DESIGNS<sup>+</sup> LIGHTS

1 CHOOSE YOUR MOUNT POINT	2 CHOOSE YOUR LIGHTS			
	10" (25 cm) LED Light Bar 715006819	XL Sport LED Lights (sold in pairs) 710006821	Squadron Sport LED Lights (sold in pairs) 710006820	XL80 LED Lights (sold in pairs) 710005041
XT & X mr Front Bumper 715007631, 715007428 (Stock on XT, XT-P and X mr)	710006819 (X mr Only) + 715007049 (Power Cable)	715008865 (Power Cable)	715008865 (Power Cable)	715007049 (Power Cable)
S3 <sup>+</sup> Front Bumper 715005121 & Trail Bumper 715003680, 715003681	No compatibility			
Commander Front Bumper	715007049 (Power Cable)			
Sport Roof & Bimini Roof	715007049 (Power Cable)  *Optional Overhead Switch Panel 715003669	715008865 (Power Cable)  *Optional Overhead Switch Panel 715003669	715008865 (Power Cable)  *Optional Overhead Switch Panel 715003669	715007049 (Power Cable)  *Optional Overhead Switch Panel 715003669
Top Roll Cage	No compatibility	No compatibility	No compatibility	No compatibility
Sport Roof Back Position				
3 ORDER	ORDER ALL PART NUMBERS IN INTERSECTING BOX *Note: When installing more than one light kit, additional light power cable or mounting kit is required.			

\*All lights are intended for off-road use only.

## NEW SMART 10" (25 cm) LED Light Bar

Commander, Commander MAX

715008745



- The perfect combination of powerful white and selective yellow LEDs.
- The selective yellow LEDs are ideal for driving in low visibility conditions.
- The light is composed of 16 white LEDs and 8 yellow LEDs.
- Spot and Flood combo beam.
- The side lens design provides highly effective wide-angle illumination.
- The white LEDs produce 8,100 raw lumens and the selective yellow 2,640 raw lumens, delivering stunning lighting performance.

- The lens is made from hard-coated polycarbonate.
- IP67 and IP69k submersible and pressure washer safe.
- Switch options: Off, Low and High. Colour change by flicking the switch quickly.
- Lights Wiring Harness (715009886) is required for installation. Sold separately.
- See table for installation location and requirements.

## NEW SMART 40" (102 cm) LED Light Bar

Commander, Commander MAX

715008747



- The perfect combination of powerful white or selective yellow LEDs.
- The selective yellow LEDs are ideal for driving in low visibility conditions.
- The light is composed of 64 white LEDs and 32 yellow LEDs.
- Spot and Flood combo beam.
- The side lens design provides highly effective wide-angle illumination.
- The white LEDs produce 32,000 raw lumens and the selective yellow 10,560 raw lumens, delivering stunning lighting performance.

- The lens is made from hard-coated polycarbonate.
- IP67 and IP69k submersible and pressure washer safe.
- Switch options: Off, Low and High. Colour change by flicking the switch quickly.
- Wiring harness (715009930) is required for installation. Sold separately.
- See table for installation location and requirements.

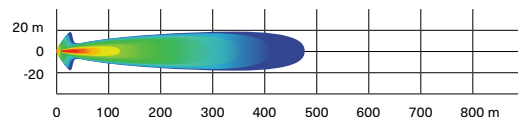
## 10" (25 cm) Double Stacked LED Light Bar (60 W)

Commander, Commander MAX

715002933



5,400 lumens

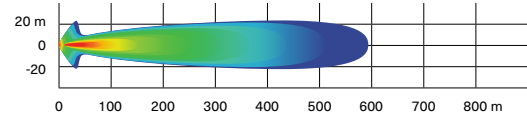


- Equipped with twelve 5 W Cree LEDs.
- 5,400 lumens.
- Packs a big punch for its size.
- Rugged and waterproof.
- Can be installed in stock XT and XT-P bumpers.

- Requires light power cable for installation.
- Lights up to more than 1,500 ft (460 m) in front of the vehicle and around 65 ft (20 m) wide on each side.
- See table for installation location and requirements.

**15" (38 cm) Double Stacked LED Light Bar (90 W)**

Commander, Commander MAX

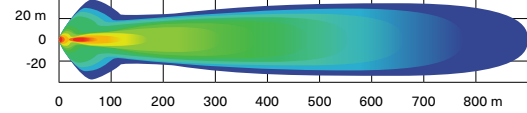
**715002934****8,400 lumens**

- Equipped with 18 5 W Cree LEDs.
- 8,400 lumens.
- Complements the Light Racks and most bumpers.
- Rugged and waterproof.

- Lights up to more than 1,900 ft (580 m) in front of the vehicle and around 65 ft (20 m) wide on each side.
- See table for installation location and requirements.

**39" (99 cm) Double Stacked LED Light Bar (270 W)**

Commander, Commander MAX

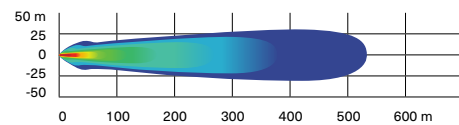
**715004007****24,300 lumens**

- Equipped with 54 5 W Cree LEDs.
- 24,300 lumens.
- Lights up to more than 2,900 ft. (900 m) in front of the vehicle and around 115 ft. (35 m) wide on each side.

- Compatible on the Adventure Roof Rack.
- See table for installation location and requirements.

**Baja Designs 10" (25 cm) OnX6 LED Light Bar**

Commander, Commander MAX

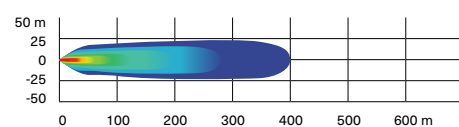
**710006819****12,460 lumens**

- 108 W light bar producing 12,460 lumens.
- Equipped with 6 Cree XM-L2 LEDs.
- Driving/combo light pattern for smooth blend of light for both near field applications and distance.

- Dual intensity (high/low) settings.
- Requires Baja Designs Light Power Cable.
- See table for installation location and requirements.

**Baja Designs XL80 LED Lights**

Commander, Commander MAX


**710005041****9,500 lumens**

- 80 W per spot producing 9,500 lumens.
- Equipped with 4 Cree XHP50 LEDs per spot.
- Dual intensity (high/low) settings.
- Driving/combo light pattern for smooth blend of light for both near field applications and distance.

- Require Baja Designs Light Power Cable.
- Sold in pairs.
- Dimensions: 4.5" x 4.5" (11.4 cm x 11.4 cm).
- See table for installation location and requirements.

**Baja Designs Squadron Sport LED Lights**

Commander, Commander MAX

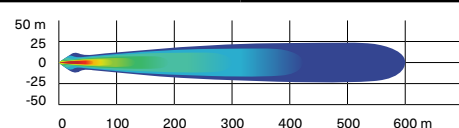
**710006820****3,150 lumens**

- 26 W per spot producing 3,150 lumens.
- Equipped with 4 Cree XP-G2 LEDs per spot.
- Wide cornering light pattern designed specifically for cornering, dust and/or fog conditions.

- Require Baja Designs Light Power Cable.
- Sold in pairs.
- Dimensions: 3" x 3" (7.6 cm x 7.6 cm).
- See table for installation location and requirements.



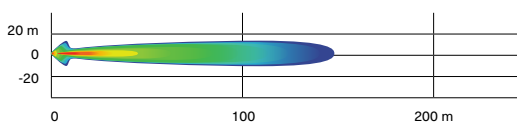


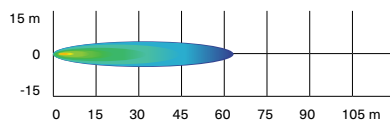


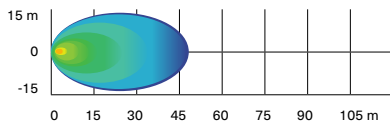




**Baja Designs XL Sport LED Lights**


Commander, Commander MAX

**710006821****3,150 lumens**

- 26 W per spot producing 3,150 lumens.
- Equipped with 4 Cree XP-G2 LEDs per spot.
- High Speed Spot features a longer and narrower beam focus for illumination farther down.



- Require Baja Designs Light Power Cable.
- Sold in pairs.
- Dimensions: 4.5" x 4.5" (11.4 cm x 11.4 cm).
- See table for installation location and requirements.

4" (10 cm) Round LED Lights (2 x 25 W)	Commander, Commander MAX	715002935
	 	
<ul style="list-style-type: none"> <li>• 25 W LED spotlights.</li> <li>• 1,800 lumens.</li> <li>• Rugged and waterproof.</li> <li>• Includes basic wiring and switch.</li> </ul>	<ul style="list-style-type: none"> <li>• Can-Am branded grill.</li> <li>• Requires light power cable.</li> <li>• Sold in pairs.</li> <li>• See table for installation location and requirements.</li> </ul>	
3.5" (9 cm) LED Driving Lights (2 x 14 W)	Commander, Commander MAX	715009775
	 	
<ul style="list-style-type: none"> <li>• 14 W LED lights producing 1,260 lumens each.</li> <li>• Spot lens for a narrow and long light beam spread, ideal when driving at higher speeds.</li> <li>• Equipped with six high-power LEDs in a heavy-duty die-cast aluminum housing.</li> </ul>	<ul style="list-style-type: none"> <li>• Features two attachment points. If one attachment point fails due to a collision, rotate to the next channel point and remount the light.</li> <li>• Sold in pairs.</li> <li>• See table for installation location and requirements.</li> </ul>	
3.5" (9 cm) LED Flood Lights (2 x 14 W)	Commander, Commander MAX	715009774
	 	
<ul style="list-style-type: none"> <li>• 14 W LED lights producing 1,260 lumens each.</li> <li>• Flood lens for a wide light beam spread, ideal for working applications like cornering. Suitable for dusty or foggy riding conditions.</li> <li>• Equipped with six high-power LEDs in a heavy-duty die-cast aluminum housing.</li> </ul>	<ul style="list-style-type: none"> <li>• Features two attachment points. If one attachment point fails due to a collision, rotate to the next channel point and remount the light.</li> <li>• Sold in pairs.</li> <li>• See table for installation location and requirements.</li> </ul>	
LED Headlights Assembly	Commander, Commander MAX	715003667
	<ul style="list-style-type: none"> <li>• The headlights in this upgrade kit draw a maximum of 40 W (2 x 20 W) of power while providing brighter light output.</li> <li>• Lower power consumption and longer lasting than standard halogen bulbs.</li> </ul>	
LED Signature Lights	Commander, Commander MAX	715006896
	<ul style="list-style-type: none"> <li>• The stylish LED set adds a finishing touch, accentuating its aggressive stance.</li> </ul>	
NEW Dome Light	Commander, Commander MAX	715009228
	<ul style="list-style-type: none"> <li>• Offers an optimal visibility in the cab and integrates perfectly with the vehicle.</li> <li>• 160 lumens of soft white light ensure clear visibility of the surroundings.</li> <li>• Built in On / Off button on the light.</li> <li>• Wiring included.</li> <li>• Can be installed on cage, Sport Roof, or All-Terrain Trunk Cover.</li> </ul>	
NEW SMART 40" (102 cm) LED Light Bar Harness	G2, G2 MAX	715009930
	<ul style="list-style-type: none"> <li>• Required to install the SMART 40" (102 cm) LED Light Bar (715008747) if the ACM is not installed.</li> </ul>	
NEW SMART 40" (102 cm) LED Light Bar Mounting Kit (Not illustrated)	Commander, Commander MAX	715011297
	<ul style="list-style-type: none"> <li>• Required to install the SMART 40" (102 cm) LED Light Bar (715008747).</li> </ul>	





<b>Light Power Cable</b> (Not illustrated)	Commander, Commander MAX	<b>715003670</b>
• Power cable for installation of compatible Can-Am light kits on front bumpers or roof.		
<b>Mounting Kit for 39" (99 cm) LED Light Bar</b> (Not illustrated)	Commander, Commander MAX	<b>715005822</b>
<ul style="list-style-type: none"> <li>• Required for installation of the 39" (99 cm) double stacked LED Light Bar.</li> <li>• Includes wiring and support bracket.</li> <li>• Light Support Bar required for installation.</li> </ul>		
<b>NEW Lights Wiring Harness</b>	Commander, Commander MAX	<b>715009886</b>
 <ul style="list-style-type: none"> <li>• Power cable for installation of the SMART 10" (25 cm) LED Light Bar (715008745).</li> </ul>		
<b>Roof Power Cable</b> (Not illustrated)	Commander, Commander MAX	<b>715003094</b>
<ul style="list-style-type: none"> <li>• Brings power from the battery.</li> <li>• Required for installation of some electrical accessories.</li> </ul>		
<b>Rear Lights Power Cable</b> (Not illustrated)	Commander, Commander MAX	<b>715004910</b>
<ul style="list-style-type: none"> <li>• Power cable that allows you to install rear cargo lights on your vehicle.</li> <li>• Use in conjunction with the 3.5" (9 cm) LED Flood Lights (2 x 14 W) (sold separately).</li> <li>• This set-up will illuminate your rear cargo area and surroundings.</li> <li>• Sport Roof and Overhead Switch Panel (715003669) required.</li> </ul>		
<b>Baja Designs Light Power Cable</b> (Not illustrated)	Commander, Commander MAX	<b>715008865</b>
<ul style="list-style-type: none"> <li>• Required for installation of Baja Designs LED lights onto roof or bumper.</li> <li>• Baja Designs XL Sport LED Lights and Baja Designs Squadron Sport LED Lights.</li> </ul>		
<b>Baja Designs Light Power Cable</b> (Not illustrated)	Commander, Commander MAX	<b>715007049</b>
<ul style="list-style-type: none"> <li>• Required for installation of Baja Designs LED lights onto roof or bumper.</li> <li>• 10" (25 cm) Baja Designs OnX6 LED Bars and Baja Designs XL80 LED Lights.</li> </ul>		

# AUDIO & COMMUNICATION SYSTEMS

## AUDIO




<b>Can-Am Audio Roof</b>	Commander	<b>715006309</b>
 <ul style="list-style-type: none"> <li>• Full roof with premium JL Audio system for Commander.</li> <li>• Fully sealed and waterproof components and construction.</li> <li>• Simple to install: one connector connects the roof to the vehicle's electrical system.</li> <li>• Weatherproof components: Four 7.7" coaxial speakers, 280 watt amplifier and Mediamaster® source unit.</li> <li>• AM/FM tuner.</li> <li>• Expertly tuned for exceptional sound on the move in your Commander.</li> <li>• Speakers include adjustable RGB LED cone illumination, controlled via an app on your smartphone.</li> <li>• Mediamaster® source unit equipped with 3" full-colour LCD display, with day/night lighting modes.</li> <li>• Designed to not drain the battery.</li> <li>• Compatible with 39 in. (99 cm) Double Stacked LED Light Bar (270 W) (715004007).</li> <li>• Not compatible with Adventure Roof Rack or Overhead Switch Panel.</li> </ul>		
<b>Can-Am Audio Roof MAX</b>	Commander MAX	<b>715006842</b>
 <ul style="list-style-type: none"> <li>• Full roof with premium JL Audio system for Commander MAX.</li> <li>• Fully sealed and waterproof components and construction.</li> <li>• Simple to install: one connector connects the roof to the vehicle's electrical system.</li> <li>• Weatherproof components: Six 7.7" coaxial speakers, 280 watt amplifier and Mediamaster® source unit</li> <li>• AM/FM tuner.</li> <li>• Expertly tuned for exceptional sound on the move in your Commander MAX.</li> <li>• Speakers include adjustable RGB LED cone illumination, controlled via an app on your smartphone.</li> <li>• Mediamaster® source unit equipped with 3" full-colour LCD display, with day/night lighting modes.</li> <li>• Designed to not drain the battery.</li> <li>• Compatible with 39 in. (99 cm) Double Stacked LED Light Bar (270 W) (715004007).</li> <li>• Not compatible with Adventure Roof Rack.</li> </ul>		




Can-Am Audio Roof Flip Kit	Commander, Commander MAX	715007228
	<ul style="list-style-type: none"><li>Combines with the Can-Am JL Audio Roof (715006309 or 715006842) for Flip option.</li><li>Not compatible with the Roof Rack.</li></ul>	
Complete Wet Sounds <sup>†</sup> Audio System	Commander, Commander MAX	715003672
	<ul style="list-style-type: none"><li>Orchestrated for outstanding sound quality and the playlists of champions.</li><li>Built-in 200 W amplifier with D-Bass Tech for improved low end bass response.</li><li>Built-in Bluetooth<sup>†</sup> connectivity with source control.</li><li>Aux input allows for use with non-Bluetooth devices.</li><li>Turns itself off after 10 minutes of inactivity to save battery power.</li><li>Designed to be Can-Am-tough in the most demanding riding conditions.</li><li>Includes 4.5" front and 6.5" rear-roll-cage mounted stereo speakers and console integrated backlit control panel.</li></ul>	
Can-Am Subwoofer	Commander, Commander MAX	715006359
	<ul style="list-style-type: none"><li>Powerful Wet Sounds 8" Subwoofer speakerbox that fits in the glove box.</li><li>Easy plug-and-play connections to Wet Sounds audio system.</li><li>Sturdy construction, tough enough to withstand harsh environments and sealed against moisture and dirt.</li><li>350 W amplifier and wiring included.</li></ul>	
Electronic Device Holder	Commander, Commander MAX	715005212
	<ul style="list-style-type: none"><li>A great in-ride entertainment system platform.</li><li>Robust injected-polypropylene construction allows for right fit and easy installation.</li><li>Adjustable unit safely holds most tablets and smartphones measuring between 5.1" (13 cm) and 10" (25.4 cm) (with protective case).</li><li>Allows the installation of Garmin Montana 680T GPS.</li><li>Perfectly complements the Wet Sounds audio systems or Rugged Radios Intercom System to play music with your device.</li><li>Integrated storage (2.5 gal (9.5 L) capacity) with access to the dash 12V outlet for device charging.</li><li>Integrated mounting location for RAM mounts.</li><li>Not compatible with Defrost, Heat and Ventilation System (715003678).</li></ul>	

# ELECTRICAL & ELECTRONIC ACCESSORIES

## ELECTRICAL

Defrost, Heat and Ventilation System	Commander, Commander MAX	715003678
	<ul style="list-style-type: none"><li>Best integrated system on the market with 3 ventilation speeds and in-dash adjustable temperature.</li><li>Adjustable/directional vents.</li><li>5 vents specially positioned for better windshield defrosting and passenger comfort.</li><li>Automotive-style heater core and fan for best heating performance.</li><li>Smart-Lok™ equipped vehicles require Adapter Kit (715007241).</li><li>Not compatible with the ProVent Windshield.</li></ul>	
Heated Grab Bar Cover	Commander, Commander MAX	715004500
	<ul style="list-style-type: none"><li>Made tough to hold up to the stresses of rough riding, this heated cover will keep your passenger's hands warm and securely gripped during long, cold outings.</li><li>Easy to install and remove.</li><li>This kit includes the heated grab bar cover and in-dash switch.</li><li>Heated Accessories Wiring Harness (710005757) is required.</li><li>Draws a maximum of 25 W and 1.8 A at 13.5 W.</li></ul>	
Seat Heater	Commander, Commander MAX	715006112
	<ul style="list-style-type: none"><li>25 W seat heater delivers chill-free riding comfort.</li><li>High/low temperature settings allow you to control the desired degree of warmth.</li><li>This kit includes one carbon fibre seat heater, foam sheet and in-dash switch.</li><li>Installs directly in the original seat cushion.</li><li>Heated Accessories Wiring Harness (710005757) is required for front seat installation.</li><li>Heated Accessories Wiring Harness (715006004) is required for rear seat installation.</li></ul>	


<b>Heated Visor Outlet</b>	Commander, Commander MAX	<b>715001246</b>
	<ul style="list-style-type: none"> <li>• Strategically positioned on vehicle to maintain your agility.</li> <li>• Optional visor outlet that delivers fog-free riding.</li> <li>• Quick and easy installation.</li> <li>• Sold individually.</li> <li>• Heated Visor not included.</li> </ul>	


<b>Heated Accessories Wiring Harness</b> (Not illustrated)	Commander, Commander MAX	<b>710005757</b>
• Electric harness required to hook up and operate front heated seats, heated steering wheel and heated grab bar.		


<b>Heated Accessories Wiring Harness</b> (Not illustrated)	Commander MAX	<b>715006004</b>
• Electric harness required to hook up and operate rear heated seats.		


<b>Heater Adapter Kit for Smart-Lok</b> (Not illustrated)	Commander, Commander MAX	<b>715007241</b>
• Adapter kit to fit heating system on Smart-Lok equipped vehicles.		


## ELECTRONIC


<b>Cellphone Holder</b>	Commander, Commander MAX	<b>715008786</b>
	<ul style="list-style-type: none"> <li>• Water resistant door allows for perfect phone positioning.</li> <li>• Features capacitive and resistive touch screen technology.</li> <li>• Spring system in back plate automatically adjusts for thickness.</li> <li>• Fits all cellphones within 7.2" (18.5 cm) x 3.3" (8.5 cm) x 0.6" (1.5 cm) dimensions.</li> <li>• Works with almost all charger wires.</li> <li>• Does not include cellphone or charging wires.</li> <li>• Requires the RAM GPS Mount (715003325) bolted directly on the dashboard for the Cellphone Holder to be supported. RAM GPS Mount (715003325) can also be installed on the Electronic Device Holder (715005212).</li> </ul>	


<b>RAM<sup>†</sup> GPS Mount</b>	Commander, Commander MAX	<b>715003325</b>
	<ul style="list-style-type: none"> <li>• Allows for GPS integration onto vehicle.</li> <li>• Standard AMPS hole pattern for Garmin Cradle.</li> </ul>	


<b>Overhead Switch Panel</b>	Commander, Commander MAX	<b>715003669</b>
	<ul style="list-style-type: none"> <li>• Fully integrated Overhead Switch Panel gives additional switch spots for electrical accessories.</li> <li>• Required for Can-Am lights installation on the roof and for other top-mounted electrical accessories.</li> <li>• Optional for Baja Designs lights.</li> <li>• Requires Sport Roof or Bimini Roof with Sun Visor for installation.</li> </ul>	

<b>30 Ah Battery Holder</b>	Commander, Commander MAX	<b>715004431</b>
	<ul style="list-style-type: none"> <li>• Fixation plate designed to hold the 30 Ah Battery (515176151).</li> <li>• 30 Ah battery sold separately.</li> </ul>	

<b>Quick Connect Battery Cable</b>	Commander, Commander MAX	<b>715005408</b>
	<ul style="list-style-type: none"> <li>• Quickly and easily connect and charge different batteries with your charger.</li> <li>• Included in the Battery Charger/Maintainer.</li> <li>• Sold individually.</li> </ul>	


<b>Quick Connect Cable with Battery Indicator</b>	Commander, Commander MAX	<b>715006055</b>
	<ul style="list-style-type: none"> <li>• Quickly and easily connect and charge different batteries with your charger.</li> <li>• 3-colour LED indicator provides constant battery health indication.</li> <li>• Sold individually.</li> </ul>	


<b>Digitally Encoded Security System (D.E.S.S.™) Keys</b>	Commander 2023 & prior	<b>715002458</b>
	<ul style="list-style-type: none"> <li>• Top-security anti-theft protection for your vehicle.</li> <li>• Encrypted chip technology restricts access to your vehicle's electronic ignition system.</li> <li>• One vehicle/one code.</li> <li>• A vibration/shock-resistant ball-and-socket design that ensures a reliable connection.</li> </ul>	<ul style="list-style-type: none"> <li>• 3 programmable modes: <ul style="list-style-type: none"> <li>- Work mode: Limits vehicle speed to 40 kph but does not limit engine torque. Maverick Trail (with 700 engine) and Commander: Configurable vehicle speed limit between 20 km/h and 100 km/h that does not limit engine torque.</li> <li>- Normal mode: configurable, limits vehicle speed to 70 km/h and may have torque reduction.</li> <li>- Performance mode: No restrictions.</li> </ul> </li> </ul>

<b>Digitally Encoded Security System (D.E.S.S.) Green Key</b>	Commander, Commander MAX (2024 & up)	<b>710005232</b>
	<ul style="list-style-type: none"> <li>• Top-security anti-theft protection for your vehicle.</li> <li>• Encrypted chip technology restricts access to your vehicle's electronic ignition system.</li> <li>• One vehicle/one code.</li> <li>• A vibration/shock-resistant ball-and-socket design that ensures a reliable connection.</li> </ul>	<ul style="list-style-type: none"> <li>• 3 programmable modes: <ul style="list-style-type: none"> <li>- Work mode: configurable vehicle speed limit between 20 km/h and 100 km/h that does not limit engine torque.</li> <li>- Normal mode: configurable, limits vehicle speed to 70 km/h and may have torque reduction.</li> <li>- Performance mode: no restrictions.</li> </ul> </li> </ul>


# WINCHES & HITCHES


## CAN-AM HD WINCHES


<b>Can-Am HD 4500 Winch</b>	Commander, Commander MAX	<b>715006416</b>
	<ul style="list-style-type: none"> <li>• Ergonomic clutch handle.</li> <li>• Rugged all-steel gears and bushings for more torque and durability.</li> <li>• Automatic 100% load-holding brake.</li> <li>• Sealed solenoid for all-weather protection.</li> <li>• Weather sealed corded remote and dash mounted switch.</li> <li>• EC compliant.</li> </ul>	<ul style="list-style-type: none"> <li>• Pulling strength capability of 4,500 lb (2,041 kg).</li> <li>• 43' of 1/64" (13.1 m of 6.3 mm) wire steel cable.</li> <li>• Heavy-duty 4-way roller fairlead.</li> <li>• Winch Electrical Harness (715003777) is required for installation.</li> <li>• Commander X mr front bumper requires Winch Electrical Harness (715008218).</li> </ul>

<b>Can-Am HD 4500-S Winch</b>	Commander, Commander MAX	<b>715006417</b>
	<ul style="list-style-type: none"> <li>• Ergonomic clutch handle.</li> <li>• Rugged all-steel gears and bushings for more torque and durability.</li> <li>• Automatic 100% load-holding brake.</li> <li>• Sealed solenoid for all-weather protection.</li> <li>• Weather sealed corded remote and dash mounted switch.</li> </ul>	<ul style="list-style-type: none"> <li>• Pulling strength capability of 4,500 lb (2,041 kg).</li> <li>• 50' of 1/4" (15.2 m of 6.35 mm) synthetic rope.</li> <li>• Corrosion-proof aluminum Hawse fairlead.</li> <li>• Commander X mr front bumper requires Winch Electrical Harness (715008218).</li> </ul>

## WINCH ACCESSORIES

<b>NEW Winch Cable Stopper</b>	All Can-Am HD Winches	<b>715009921</b>
	<ul style="list-style-type: none"> <li>• Made of EPDM, a highly durable synthetic rubber.</li> <li>• The Winch Cable Stopper isn't just for looks. It helps extend the life of the winch, rope, hook, and fairlead.</li> <li>• In addition, the split design makes it easy to install.</li> </ul>	

<b>Can-Am HD Hawse Fairlead</b>	Can-Am HD Winch	<b>715006426</b>
	<ul style="list-style-type: none"> <li>• A must when upgrading your winch with a synthetic cable, this corrosion-proof aluminum Hawse fairlead will prevent the cable from snapping in a corner of a roller fairlead and from wearing prematurely due to the rough surface of the worn roller guide.</li> <li>• Must be used with synthetic cables only.</li> </ul>	

<b>Roller Fairlead</b>	Can-Am HD Winch	<b>710007082</b>
	<ul style="list-style-type: none"> <li>• Suggested when changing the wire rope.</li> <li>• Heavy-duty replacement fairlead for winches.</li> </ul>	

<b>Synthetic Winch Cable</b>	Can-Am HD Winch	<b>715006430</b>
	WARN Winch	<b>715007783</b>



- 50' of ¼" (15.2 m of 6.35 mm) synthetic cable for Can-Am HD winches.
- Can-Am HD Hawse Fairlead (715006426) is required when upgrading to a synthetic cable to avoid premature cable damage and wear.
- WARN Hawse Fairlead (715007785) is required when upgrading to a synthetic cable to avoid damage and premature wear of the cable.

<b>Replacement Wire Rope</b>	Can-Am HD Winch	<b>705014978</b>
	WARN Winch	<b>715006699</b>



- 43' of ⅝" (14.3 m of 6.3 mm) wire rope for Can-Am HD Winch.
- 55' of ⅝" (16.8 m of 6.35 mm) wire rope for WARN winch kit.
- 4,500 lb (2,041 kg) pulling strength.

<b>Synthetic Cable Extension</b>	<b>715001120</b>
----------------------------------	------------------



- Lightweight ¼" diameter, easy to handle and won't rattle in cargo box.
- Easily attaches to winch cable to provide additional 50' (15.2 m) of distance.
- 4,500 lb (2,041 kg) single line capacity.

<b>NEW Wireless Winch Remote</b>	With Can-Am HD Winch	<b>715008286</b>
----------------------------------	----------------------	------------------



- On / Off and Winch In / Winch Out buttons with LED indicator light.
- Large Winch In / Winch Out buttons for easy activation with gloves.
- Ergonomic remote handle shape with a trigger-like holding protrusion.
- Quick and easy to install, thanks to a wiring harness with an integrated antenna and all necessary mounting hardware.
- Allows you to operate your winch from anywhere within a 50' (15.2 m) radius, increasing your recovery options.
- All components are IP67 sealing rated.
- The remote also floats in case it's dropped during a deep water recovery.
- Dash and handlebar mounting options.
- Compatible with all Can-Am HD winches.

<b>Wired Remote Control</b>	With Can-Am HD Winch†	<b>715006504</b>
-----------------------------	-----------------------	------------------



- This kit allows winch owners to add the hand-held remote to vehicles with a stock winch.
- Works in conjunction with the mini-rocker switch.
- Remote control and connection socket are included with Can-Am HD winch.

† Harness (710001023) is required to use remote control on a vehicle with a factory installed winch.

‡ Remote Control (710007050) and connection socket are included.

## HITCHES

<b>NEW Trailer Hitch Ball Mount</b>	Commander, Commander MAX	<b>715010023</b>
-------------------------------------	--------------------------	------------------



- Designed to fit trailer hitches with a 2" x 2" (5 cm x 5 cm) receiver tube opening.
- It offers 3,500 lb (1,590 kg) of towing capacity.
- Solid forged steel construction.
- Equipped with a hole to accept a ¾" (1.9 cm) ball shank.
- 1" (2.5 cm) raised or 2" (5 cm) lowered for precise trailer leveling.
- Hitch ball not included.

<b>Front Receiver Hitch</b>	Commander, Commander MAX	<b>715003642</b>
-----------------------------	--------------------------	------------------



- Heavy-duty 1,500 lb (680 kg) towing capacity 2" (5 cm) receiver hitch.
- Perfect for precision towing in small spaces.

## PERFORMANCE

<b>Mud Smart Mode Module</b> (Not illustrated)	Models with Smart-Lok Differential	<b>715005282</b>
---	------------------------------------	------------------

- This module allows you to add the Mud Smart Mode to vehicles with the Smart-Lok Differential Kit sold as an accessory or to change to the Mud Smart Mode on vehicles equipped with a standard Smart-Lok.
- The Mud Mode has been specially designed to deliver superior traction in the deepest mud holes.
- When high engine torque and/or slippage is detected, Smart-Lok will fully lock the front end.
- The system will stay locked until throttle release.
- Only one Smart Mode Module can be installed at a time.



## Rock Smart Mode Module

(Not illustrated)

Models with Smart-Lok Differential

**715005283**

- This module allows you to add the Rock Smart Mode to vehicles with the Smart-Lok Differential Kit sold as an accessory or to change to the Rock Smart Mode on vehicles equipped with a standard Smart-Lok.
- The Rock Mode has been specially designed to help cross challenging rocks.
- When high engine torque is detected at low vehicle speed, Smart-Lok will progressively lock the front end and will stay engaged until throttle release to prevent wheel slippage and provide optimal traction.
- The progressive engagement allows for easier steering when maneuvering the vehicle.
- Only one Smart Mode Module can be installed at a time.

## Trail Activ Smart Mode Module

(Not illustrated)

Models with Smart-Lok Differential

**715005284**

- This module allows you to add the Trail Activ Smart Mode to vehicles with the Smart-Lok Differential Kit sold as an accessory or to change to the Trail Activ Smart Mode on vehicles equipped with a standard Smart-Lok.
- The Trail Activ Mode has been designed for aggressive riding, delivering the ultimate cornering precision.
- When high engine torque and/or an increase in vehicle speed is detected, Smart-Lok will progressively engage the front end and keep it engaged until throttle release or vehicle speed reduction.
- The progressive engagement allows for smoother and lower steering effort.
- Only one Smart Mode Module can be installed at a time.

## EXHAUST AND AIR INTAKE

### Performance Air Filter by Twin AIR<sup>†</sup>

Commander, Commander MAX

**715002895**



- The best choice for the harshest conditions.
- Multiple staged oiled filtering foam for superior dust retaining capacity with high airflow.
- Washable and reusable.

### Engine and CVT Pre-Filter Kit

(Not illustrated)

Commander, Commander MAX

**715004290**

- Adds extra protection to your engine and CVT in harsh riding conditions.
- Filter blocks particles larger than 0.005" (0.1 mm).
- Water repellent screen.
- Recommended for winter riding conditions.
- Not compatible with Snorkel Kit.
- Not compatible with Adventure Roof Rack.

### Snorkel Pre-Filter

Commander, Commander MAX

**715005598**



- Pre-filter specifically for snorkels.
- Adds extra protection to your engine in harsh riding conditions.
- Helps keep air filter cleaner.
- Filter blocks particles larger than 0.005" (0.13 mm).

### Snorkel Kit

Commander, Commander MAX

**715003705**



- Raises point of engine and CVT air intakes so vehicle can be semi-submersed in water/mud without taking in water to the engine.
- Not compatible with S&B Particle Separator, LinQ Pivoting Rack, Lonestar Racing Rear Intrusion Bar and all rear panels and windows.

## EMERGENCY ACCESSORIES

### Emergency Kit

Commander, Commander MAX

**715006102**



- Complete emergency kit provides all essential equipment and supplies to get out of most unfavorable situations powersport enthusiasts can find themselves in.
- Includes: Jumper Cables, Air Compressor, Tyre Repair Kit, Ratchet Tie-Down, Duct Tape, Tow Strap 3,300 lb (1,500 kg), Zip Ties, Cloth Rags.

## COVERS

### Trailer Cover

Commander

**715006817**

Commander MAX

**715007108**



- Weather-resistant trailer cover protects your vehicle during storage and transportation.
- Heavy-duty canvas made of UV-resistant solution-dyed polyester.
- Inner soft liner protects windshield.
- All high-abrasion areas are reinforced with a double canvas layer.
- Opening for fuel cap.
- Quick and easy installation.
- Designed to perfectly fit your vehicle with or without Can-Am accessories except with Adventure Roof Rack and track kits.



# CAN-AM ATVs



Models, accessories, and colours shown are subject to availability and may vary by region.  
Availability is not guaranteed. Please consult your authorised dealer for complete and up-to-date information.



# CAN-AM ATVs

## MODEL PACKAGES

	176
Outlander PRO HD5	176
Outlander PRO XU HD5	177
Outlander PRO XU HD7	178
Outlander XT 850	180
Outlander XT 1000R	181
Outlander Max DPS 500	182
Outlander Max DPS 700	183
Outlander Max XT-P 1000R	184
Outlander Max Limited 1000R	185
Outlander Max 6x6 Backcountry 1000R	186
Outlander Electric	187
Outlander Max Electric	188

## COMPARATIVE CHART

189

## ACCESSORY COMPATIBILITY GUIDE

194

## G2, G2L, & G2S ACCESSORIES

195

LinQ: Easy On, Easy Off Cargo	196
Racks & Holders	201
Cargo & Storage	202
Windshields	203
Handlebars & Mirrors	204
Seats	204
HMWPE Skid Plates	205
Aluminum Skid Plates	206
HMWPE & Aluminum Skid Plates	208
Bumpers & Guards	209
Lights & Electrical	211
Winches	214
Hitches	215
Performance	216
Covers, Decals & Add-Ons	218

## G3 & G3L ACCESSORIES

219

LinQ Accessories: Easy On, Easy Off Cargo	221
Cargo & Storage	232
Windshields	234
Handlebars & Mirrors	235
Skid Plates	237
Bumpers & Guards	239
Lights & Electrical	240
Winches	243
Hitches	244
Performance	245
Covers & Add-Ons	246







Models, accessories, and colours shown are subject to availability and may vary by region. Availability is not guaranteed. Please consult your authorised dealer for complete and up-to-date information.



# 2026 CAN-AM OUTLANDER PRO HD5



Desert Tan

### PACKAGE HIGHLIGHTS

- Visco-Lok<sup>1</sup> auto-locking front differential
- 26 in. 6-ply rating tyres
- Heavy-duty front bumper, rear bumper, full skid plate
- Glove box
- Front drop-down storage

ENGINE	HD5
Type	40 hp / 37 lb-ft, Rotax <sup>®</sup> ACE (Advanced Combustion Efficiency) 650 cc, single cylinder, liquid-cooled
Fuel Delivery System	Electronic Fuel Injection (EFI)
Transmission	pDrive primary CVT with work calibration Extra low L / H / N / R / P
Drive Train	Selectable 2WD / 4WD with Visco-Lok <sup>1</sup> auto-locking front differential
Driving Assistance	Speed limiter
Power Steering	N/A
SUSPENSIONS	
Front Suspension	Double A-arm 9.75 in. (24.8 cm) travel
Front Shocks	Twin-tube
Rear Suspension	Double A-arm 10.25 in. (26 cm) travel
Rear Shocks	Twin-tube
TYRES & WHEELS	
Front	6-ply rating Carlisle ACT 26 x 8 x 12 in.
Rear	6-ply rating Carlisle ACT 26 x 10 x 12 in.
Wheels	12 in. steel
BRAKES	
Front	Dual 214 mm disc brakes with hydraulic twin-piston calipers
Rear	Single 214 mm disc brake with hydraulic twin-piston caliper

DIMENSIONS & CAPACITIES	
Estimated Dry Weight*	800 lb (362.9 kg)
L x W x H	89.9 x 48.8 x 48.2 in. (228.4 x 123.9 x 122.4 cm)
Wheelbase	53 in. (134.6 cm)
Ground Clearance	13 in. (33 cm)
Seat Height	38.6 in. (98 cm)
Rack Capacity	Front: 120 lb (54.4 kg) Rear: 240 lb (108.9 kg)
Storage Capacity	9 gal (34 L)
Towing Capacity	1,830 lb (830 kg)
Fuel Capacity	5.1 gal (19.3 L)
Person Capacity	1
FEATURES	
Gauge	4.5 in. digital display
Magneto	420 W
Instrumentation	N/A
Ignition	RF Digitally Encoded Security System (D.E.S.S. <sup>™</sup> )
Lighting	LED headlights and taillights
Winch	N/A
Seat	Standard
Handlebar	Standard
Protection	Heavy-duty front bumper Rear bumper HMWPE front and rear A-arm protection (5 mm) Full skid plate
Hitch Type	2 in. hitch receiver
WARRANTY	
Factory Warranty	3-year unlimited km powertrain & Rotax <sup>®</sup> engine warranty and 1-year warranty & unlimited km on the rest of the unit



\*Manufacturer's limited warranty. Does not affect consumer guarantees. Available on MY23 Outlander Pro, MY24/MY25 ATV and MY24/MY25 SSV models.

# 2026 CAN-AM OUTLANDER PRO XU HD5



Compass Green

## PACKAGE HIGHLIGHTS

- Tri-Mode Dynamic Power Steering (DPS™)
- Speed limiter
- Intelligent Engine Braking (IEB™)
- Visco-QE 4Lok front differential
- 26 in. XPS Trail King, 6-ply rating tyres with 12 in. cast-aluminum wheels
- Heavy-duty front bumper, rear bumper, full skid plate
- Premium glove box with cellphone holder and USB charger
- Front drop-down storage
- Phone charger with USB-A and USB-C outputs

ENGINE		HD5
Type	40 hp / 37 lb-ft, Rotax® ACE (Advanced Combustion Efficiency) 650 cc, single cylinder, liquid-cooled	
Fuel Delivery System	Intelligent Throttle Control (iTC™) with Electronic Fuel Injection (EFI)	
Transmission	pDrive primary CVT with work calibration Extra low L / H / N / R / P	
Drive Train	Selectable 2WD / 4WD / Lock 4WD with Visco-4Lok® front differential	
Driving Assistance	Intelligent Engine Braking (IEB™) Speed limiter	
Power Steering	Tri-Mode Dynamic Power Steering (DPS™)	
SUSPENSIONS		
Front Suspension	Double A-arm 9.75 in. (24.8 cm) travel	
Front Shocks	Twin-tube	
Rear Suspension	Double A-arm 10.25 in. (26 cm) travel	
Rear Shocks	Twin-tube	
TYRES & WHEELS		
Front	XPS Trail King, 6-ply rating, 26 x 8 x 12 in.	
Rear	XPS Trail King, 6-ply rating, 26 x 10 x 12 in.	
Wheels	12 in. cast-aluminum	
BRAKES		
Front	Dual 214 mm disc brakes with hydraulic twin-piston calipers	
Rear	Single 214 mm disc brake with hydraulic twin-piston caliper	

## DIMENSIONS & CAPACITIES

Estimated Dry Weight*	816 lb (370.1 kg)
L x W x H	89.9 x 48.8 x 48.2 in. (228.4 x 124 x 122.4 cm)
Wheelbase	53 in. (134.6 cm)
Ground Clearance	13 in. (33 cm)
Seat Height	38.6 in. (98 cm)
Rack Capacity	Front: 120 lb (54.4 kg) Rear: 240 lb (108.9 kg)
Storage Capacity	9 gal (34 L)
Towing Capacity	1,830 lb (830 kg)
Fuel Capacity	5.1 gal (19.3 L)
Person Capacity	1

## FEATURES

Gauge	4.5 in. digital display
Magneto	500 W
Instrumentation	Phone charger with 1 x USB-A and 1 x USB-C outputs
Ignition	RF Digitally Encoded Security System (D.E.S.S.™)
Lighting	LED headlights and taillights
Winch	N/A
Seat	Standard
Handlebar	Standard
Protection	Heavy-duty front bumper Rear bumper HMWPE front and rear A-arm protection (5 mm) Full skid plate
Hitch Type	2 in. hitch receiver

## WARRANTY

Factory Warranty	3-year unlimited km powertrain & Rotax® engine warranty and 1-year warranty & unlimited km on the rest of the unit
------------------	--



\*Manufacturer's limited warranty. Does not affect consumer guarantees. Available on MY23 Outlander Pro, MY24/MY25 ATV and MY24/MY25 SSV models.

# 2026 CAN-AM OUTLANDER PRO XU HD7



Compass Green

### PACKAGE HIGHLIGHTS

- Tri-Mode Dynamic Power Steering (DPS™)
- Speed limiter
- Intelligent Engine Braking (iEB™)
- Visco-QE 4Lok front differential
- 26 in. XPS Trail King, 6-ply rating tyres with 12 in. cast-aluminum wheels
- Heavy-duty front bumper, rear bumper, full skid plate
- Premium glove box with cellphone holder and USB charger
- Front drop-down storage
- Phone charger with USB-A and USB-C outputs

ENGINE	HD7
Type	50 hp / 41 lb-ft, Rotax® ACE (Advanced Combustion Efficiency) 650 cc, single cylinder, liquid-cooled
Fuel Delivery System	Intelligent Throttle Control (iTC™) with Electronic Fuel Injection (EFI)
Transmission	pDrive primary CVT with work calibration Extra low L / H / N / R / P
Drive Train	Selectable 2WD / 4WD / Lock 4WD with Visco-4Lok <sup>1</sup> front differential
Driving Assistance	Work / Standard / Sport modes Intelligent Engine Braking (iEB™) Speed limiter
Power Steering	Tri-Mode Dynamic Power Steering (DPS™)

SUSPENSIONS	
Front Suspension	Double A-arm 9.75 in. (24.8 cm) travel
Front Shocks	Twin-tube
Rear Suspension	Double A-arm 10.25 in. (26 cm) travel
Rear Shocks	Twin-tube

TYRES & WHEELS	
Front	XPS Trail King, 6-ply rating, 26 x 8 x 12 in.
Rear	XPS Trail King, 6-ply rating, 26 x 10 x 12 in.
Wheels	12 in. cast-aluminum

BRAKES	
Front	Dual 214 mm disc brakes with hydraulic twin-piston calipers
Rear	Single 214 mm disc brake with hydraulic twin-piston caliper

DIMENSIONS & CAPACITIES	
Estimated Dry Weight*	816 lb (370.1 kg)
L x W x H	89.9 x 48.8 x 48.2 in. (228.4 x 124 x 122.4 cm)
Wheelbase	53 in. (134.6 cm)
Ground Clearance	13 in. (33 cm)
Seat Height	38.6 in. (98 cm)
Rack Capacity	Front: 120 lb (54.4 kg) Rear: 240 lb (108.9 kg)
Storage Capacity	9 gal (34 L)
Towing Capacity	1,830 lb (830 kg)
Fuel Capacity	5.1 gal (19.5 L)
Person Capacity	1

FEATURES	
Gauge	4.5 in. digital display
Magneto	500 W
Instrumentation	Phone charger with 1 x USB-A and 1 x USB-C outputs
Ignition	RF Digitally Encoded Security System (D.E.S.S.™)
Lighting	LED headlights and taillights
Winch	N/A
Seat	Standard
Handlebar	Standard
Protection	Heavy-duty front bumper Rear bumper HMWPE front and rear A-arm protection (5 mm) Full skid plate
Hitch Type	2 in. hitch receiver

WARRANTY	
Factory Warranty	3-year unlimited km powertrain & Rotax® engine warranty and 1-year warranty & unlimited km on the rest of the unit



\*Manufacturer's limited warranty. Does not affect consumer guarantees. Available on MY23 Outlander Pro, MY24/MY25 ATV and MY24/MY25 SSV models.



		2026 Can-Am Outlander PRO XU HD7	Honda TRX 520 FM2	Yamaha Kodiak 700 EPS	Suzuki King Quad 750 Power Steer
Engine Size (cc)		650 cc	518 cc	656 cc	722cc
No of Cylinders	=	1	1	1	1
Horsepower	+	50 hp.	30 hp.	48 hp	Not Listed
Transmission	+	pDrive primary CVT with work calibration	Manual 5 speed with reverse	CVT	CVT
Front Diff. Type	+	Selectable 2WD/4WD/Lock 4WD with Visco-4Lok†	Locking front diff.	2WD/Limited Slip Diff/Full Locked 4WD	Torque sensing limited slip Diff
Power Steering	+	Tri-Mode Dynamic Power Steering (DPS™)	Yes	Electric Power steering	Standard
Front Suspension	=	Double A-arm suspension	Independent Double wishbone	Independent Double wishbone	Independent Double wishbone
Rear Suspension	=	Double A-arm suspension	Swing Arm with single shock	Independent Double wishbone	Independent Double wishbone
Wheel Size	=	12"	12"	12"	12"
Wheel Material	+	Cast Aluminium	Steel	Steel	Steel
Tyre Size	+	26"	25"	25"	25"
Tyre Ply rating	+	6 ply	4 ply	4 ply	Not Listed
Towing Capacity	+	830 kg	385 kg	600 kg	600 kg
Front Rack Capacity	+	54.4 kg	40 kg	50 kg	Not Listed
Rear Rack Capacity	+	108.9 kg	80 kg	90 kg	Not Listed
Ground Clearance	+	33 cm	19 cm	27.5 cm	26 cm
Overall Length	+	228.4 cm	210.6 cm	207 cm	219 cm
Overall Width		124 cm	120.5 cm	118 cm	127.5 cm
Vehicle Dry Weight		370.1 kg	297 kg	307 kg (wet)	331 kg
Fuel Capacity	+	19.5 L	14.7 L	18 L	17.5 L
Speed Limiting Device	+	Programmable speed limiting safety key, speed limiter	No	Throttle limiting screw	Throttle limiting screw
Anti Theft Device	+	RF Digitally Encoded Security System (D.E.S.S.™)	No	No	No
Warranty Period		3-year unlimited km powertrain & Rotax® engine warranty and 1-year warranty & unlimited km on the rest of the unit	3 years unlimited km	3 yrs	3 yrs
Downhill Descent Control	=	Engine Braking	Engine Braking	Engine Braking	Engine Braking

† Visco-Lok is a trademark of GKN Viscodrives GmbH.

Can-Am model information is correct at the time of printing. Competitor model details have been sourced from publicly available websites and are correct to the best of our knowledge at the time of printing. As competitor specifications may change without notice, this chart should not be relied upon as a definitive comparison of current models.



# 2026 CAN-AM OUTLANDER XT 850



 Fiery Red

### PACKAGE HIGHLIGHTS

- Tri-Mode Dynamic Power Steering (DPS™)
- Intelligent Engine Braking (IEB™) and driving modes
- Radiator cooling fan of 80W & 150 cm³
- Visco-Lok<sup>†</sup> QE auto-locking front differential
- 26 in. XPS Trail King 2 dedicated trail tyres
- 14 in. aluminum wheels
- 3,500 lb (1,587.6 g) winch with synthetic rope
- 7.6 in. wide digital display
- Full skid plate, front bumper, rear bumper
- Phone storage and USB charger
- Front drop-down storage
- Rear removable storage

ENGINE		850
Type	82 hp / 66 lb-ft, Rotax® 999 cc V-twin, DOHC, liquid-cooled Radiator cooling fan of 80W & 150 cm³	
Fuel Delivery System	Intelligent Throttle Control (ITC™) with Electronic Fuel Injection (EFI)	
Transmission	pDrive primary CVT L / H / N / R / P	
Drive Train	Selectable 2WD / 4WD with Visco-Lok <sup>†</sup> QE auto-locking front differential	
Driving Assistance	Work / Standard / Sport modes Intelligent Engine Braking (IEB™)	
Power Steering	Tri-Mode Dynamic Power Steering (DPS™)	
SUSPENSIONS		
Front Suspension	Arched double A-arm 10.8 in. (27.4 cm) travel	
Front Shocks	Twin-tube	
Rear Suspension	Arched double A-arm 12 in. (30.5 cm) travel	
Rear Shocks	Twin-tube	
TYRES & WHEELS		
Front	XPS Trail King 2 – 26 x 8 x 14	
Rear	XPS Trail King 2 – 26 x 10 x 14	
Wheels	14 in, aluminum	
BRAKES		
Front	Dual 214 mm disc brakes with hydraulic twin-piston calipers	
Rear	Single 214 mm disc brake with hydraulic twin-piston caliper	

DIMENSIONS & CAPACITIES	
Estimated Dry Weight*	975 lb (442 kg)
L x W x H	88.4 x 48.5 x 49 in. (224.5 x 123.2 x 124.5 cm)
Wheelbase	52.8 in. (134.1 cm)
Ground Clearance	11.5 in. (29.2 cm)
Seat Height	37.8 in. (96 cm)
Rack Capacity	Front: 120 lb (54.4 kg) Rear: 240 lb (108.9 kg)
Storage Capacity	10.6 gal (40.1 L)
Towing Capacity	1,830 lb (830 kg)
Fuel Capacity	5.1 gal (19.5 L)
Person Capacity	1
FEATURES	
Gauge	7.6 in. wide digital display
Magneto	650 W
Instrumentation	Phone storage & USB-C charger
Ignition	RF Digitally Encoded Security System (D.E.S.S.™)
Lighting	LED headlights and taillights
Winch	Can-Am HD3500 (1,587.6 kg) winch with synthetic cable
Seat	Standard
Handlebar	Standard
Protection	Full skid plate Heavy-duty front and rear bumpers Handguards
Hitch Type	2 in, hitch receiver
WARRANTY	
Factory Warranty	3-year unlimited km powertrain & Rotax® engine warranty and 1-year warranty & unlimited km on the rest of the unit



\*Manufacturer's limited warranty. Does not affect consumer guarantees. Available on MY23 Outlander Pro, MY24/MY25 ATV and MY24/MY25 SSV models.

# 2026 CAN-AM OUTLANDER XT 1000R



 Fiery Red

## PACKAGE HIGHLIGHTS

- Tri-Mode Dynamic Power Steering (DPS™)
- Intelligent Engine Braking (iEB™) and driving modes
- Radiator cooling fan of 80W & 150 cm³
- Visco-Lok<sup>1</sup> QE auto-locking front differential
- 26 in. XPS Trail King 2 dedicated trail tyres
- 14 in. aluminum wheels
- 3,500 lb (1,587.6 g) winch with synthetic rope
- 7.6 in. wide digital display
- Full skid plate, front bumper, rear bumper
- Phone storage and USB charger
- Front drop-down storage
- Rear removable storage
- Visco-4Lok<sup>1†</sup>
- Specific CVT calibration
- High flow radiator cooling fan of 120W & 500 cm³
- 4-disc braking system
- Front sway bar
- LED signature lights
- Extra painted panels

ENGINE		1000R
Type	101 hp / 69 lb-ft, Rotax® 999 cc V-twin, DOHC, liquid-cooled High flow radiator cooling fan of 120W & 500 cm³	
Fuel Delivery System	Intelligent Throttle Control (iTC™) with Electronic Fuel Injection (EFI)	
Transmission	pDrive primary CVT with specific calibration L / H / N / R / P	
Drive Train	Selectable 2WD / 4WD / Lock 4WD with Visco-4Lok¹ front differential	
Driving Assistance	Work / Standard / Sport modes Intelligent Engine Braking (iEB™)	
Power Steering	Tri-Mode Dynamic Power Steering (DPS™)	
SUSPENSIONS		
Front Suspension	Arched double A-arm with sway bar 10,8 in. (27,4 cm) travel	
Front Shocks	Twin-tube	
Rear Suspension	Arched double A-arm 12 in. (30,5 cm) travel	
Rear Shocks	Twin-tube	
TYRES & WHEELS		
Front	XPS Trail King 2 – 26 x 8 x 14	
Rear	XPS Trail King 2 – 26 x 10 x 14	
Wheels	14 in. aluminum	
BRAKES		
Front	Dual 214 mm disc brakes with hydraulic twin-piston calipers	
Rear	Dual 214 mm disc brakes with hydraulic twin-piston calipers	

## DIMENSIONS & CAPACITIES

Estimated Dry Weight*	975 lb (442 kg)
L x W x H	88.4 x 48.5 x 49 in. (224.5 x 123.2 x 124.5 cm)
Wheelbase	52.8 in. (134.1 cm)
Ground Clearance	11.5 in. (29.2 cm)
Seat Height	37.8 in. (96 cm)
Rack Capacity	Front: 120 lb (54.4 kg) Rear: 240 lb (108.9 kg)
Storage Capacity	10.6 gal (40.1 L)
Towing Capacity	1,830 lb (830 kg)
Fuel Capacity	5.1 gal (19.5 L)
Person Capacity	1

## FEATURES

Gauge	7.6 in. wide digital display
Magneto	650 W
Instrumentation	Phone storage & USB-C charger
Ignition	RF Digitally Encoded Security System (D.E.S.S.™)
Lighting	LED headlights and taillights LED signature lights
Winch	Can-Am HD3500 (1,587.6 kg) winch with synthetic cable
Seat	Standard
Handlebar	Standard
Protection	Full skid plate Heavy-duty front and rear bumpers Handguards
Hitch Type	2 in. hitch receiver

## WARRANTY

Factory Warranty	3-year unlimited km powertrain & Rotax® engine warranty and 1-year warranty & unlimited km on the rest of the unit
------------------	--



\*Manufacturer's limited warranty. Does not affect consumer guarantees. Available on MY23 Outlander Pro, MY24/MY25 ATV and MY24/MY25 SSV models.

# 2026 CAN-AM OUTLANDER MAX DPS 500



Granite Grey

### PACKAGE HIGHLIGHTS

- Tri-Mode Dynamic Power Steering (DPS™)
- Visco-Lok<sup>†</sup> QE auto-locking front differential
- 25 in. tyres with 12 in. steel wheels
- Full skid plate
- Glove box
- Front drop-down storage
- 2 person seating capacity

ENGINE		500
Type	40 hp / 37 lb-ft, Rotax® ACE (Advanced Combustion Efficiency) 650 cc, single cylinder, liquid-cooled	
Fuel Delivery System	Electronic Fuel Injection (EFI)	
Transmission	pDrive primary CVT L / H / N / R / P	
Drive Train	Selectable 2WD / 4WD with Visco-Lok <sup>†</sup> QE auto-locking front differential	
Driving Assistance	N/A	
Power Steering	Tri-Mode Dynamic Power Steering (DPS™)	
SUSPENSIONS		
Front Suspension	Double A-arm 9.75 in. (24.8 cm) travel	
Front Shocks	Twin-tube	
Rear Suspension	Double A-arm 10.25 in. (26 cm) travel	
Rear Shocks	Twin-tube	
TYRES & WHEELS		
Front	25 x 8 x 12 in.	
Rear	25 x 10 x 12 in.	
Wheels	12 in. steel	
BRAKES		
Front	Dual 214 mm disc brakes with hydraulic twin-piston calipers	
Rear	Single 214 mm disc brake with hydraulic twin-piston caliper	


DIMENSIONS & CAPACITIES	
Estimated Dry Weight*	785 lb (356,1 kg)
L x W x H	94,2 x 47,6 x 54 in. (239,3 x 120,9 x 137,2 cm)
Wheelbase	60,4 in. (153,4 cm)
Ground Clearance	12 in. (30,5 cm)
Seat Height	38,6 in. (98 cm)
Rack Capacity	Front: 120 lb (54,4 kg) Rear: 240 lb (108,9 kg)
Storage Capacity	9 gal (34,1 L)
Towing Capacity	1,830 lb (830,1 kg)
Fuel Capacity	5,1 gal (19,3 L)
Person Capacity	2
FEATURES	
Gauge	4,5 in. digital display
Magneto	500 W
Instrumentation	N/A
Ignition	Mechanical key
Lighting	LED headlights and taillights
Winch	N/A
Seat	Standard
Handlebar	Standard
Protection	Full skid plate
Hitch Type	2 in. hitch receiver
WARRANTY	
Factory Warranty	3-year unlimited km powertrain & Rotax® engine warranty and 1-year warranty & unlimited km on the rest of the unit



\*Manufacturer's limited warranty. Does not affect consumer guarantees. Available on MY23 Outlander Pro, MY24/MY25 ATV and MY24/MY25 SSV models.

# 2026 CAN-AM OUTLANDER MAX DPS 700



 Legion Red

## PACKAGE HIGHLIGHTS

- Tri-Mode Dynamic Power Steering (DPS™)
- Visco-Lok<sup>1</sup> QE auto-locking front differential
- 25 in. tyres with 12 in. steel wheels
- Full skid plate
- Glove box
- Front drop-down storage
- 2 person seating capacity

ENGINE		700
Type	50 hp / 41 lb-ft, Rotax® ACE (Advanced Combustion Efficiency) 650 cc, single cylinder, liquid-cooled	
Fuel Delivery System	Electronic Fuel Injection (EFI)	
Transmission	pDrive primary CVT L / H / N / R / P	
Drive Train	Selectable 2WD / 4WD with Visco-Lok <sup>1</sup> QE auto-locking front differential	
Driving Assistance	Work / Standard / Sport modes	
Power Steering	Tri-Mode Dynamic Power Steering (DPS™)	
SUSPENSIONS		
Front Suspension	Double A-arm 9,75 in. (24,8 cm) travel	
Front Shocks	Twin-tube	
Rear Suspension	Double A-arm 10,25 in. (26 cm) travel	
Rear Shocks	Twin-tube	
TYRES & WHEELS		
Front	25 x 8 x 12 in.	
Rear	25 x 10 x 12 in.	
Wheels	12 in. steel	
BRAKES		
Front	Dual 214 mm disc brakes with hydraulic twin-piston calipers	
Rear	Single 214 mm disc brake with hydraulic twin-piston caliper	

DIMENSIONS & CAPACITIES	
Estimated Dry Weight*	785 lb (356,1 kg)
L x W x H	94.2 x 47.6 x 54 in. (239.3 x 120.9 x 137.2 cm)
Wheelbase	60.4 in. (153.4 cm)
Ground Clearance	12 in. (30,5 cm)
Seat Height	38.6 in. (98 cm)
Rack Capacity	Front: 120 lb (54,4 kg) Rear: 240 lb (108,9 kg)
Storage Capacity	9 gal (34,1 L)
Towing Capacity	1,830 lb (830,1 kg)
Fuel Capacity	5,1 gal (19,3 L)
Person Capacity	2

FEATURES	
Gauge	4,5 in. digital display
Magneto	500 W
Instrumentation	N/A
Ignition	Mechanical key
Lighting	LED headlights and taillights
Winch	N/A
Seat	Standard
Handlebar	Standard
Protection	Full skid plate
Hitch Type	2 in. hitch receiver

WARRANTY	
Factory Warranty	3-year unlimited km powertrain & Rotax® engine warranty and 1-year warranty & unlimited km on the rest of the unit



\*Manufacturer's limited warranty. Does not affect consumer guarantees. Available on MY23 Outlander Pro, MY24/MY25 ATV and MY24/MY25 SSV models.



# 2026 CAN-AM OUTLANDER MAX XT-P 1000R



Mineral Grey & Orange Crush

## PACKAGE HIGHLIGHTS

- High flow radiator cooling fan of 120W & 500 cm<sup>3</sup>
- Tri-Mode Dynamic Power Steering (DPS™)
- Intelligent Engine Braking (IEB™) and driving modes
- Visco-4Lok<sup>1</sup> front differential
- 27 in. XPS Trail King 2 dedicated trail tyres
- FOX<sup>1</sup> Podium QS3<sup>1</sup> gas shocks with piggyback reservoir
- 14 in. aluminum beadlock wheels
- Oversized 4-disc braking system
- 3,500 lb (1,587.6 kg) winch with synthetic rope
- 7.6 in. wide digital display
- Full skid plate, front bumper, rear bumper
- Front sway bar
- Aluminum taper-profile handlebar with sport handguards
- Phone storage and USB charger
- Front drop-down storage
- Rear removable storage
- Special edition seat
- Extra painted panels
- LED signature lights
- 2 person seating capacity

ENGINE	1000R
Type	101 hp / 69 lb-ft, Rotax® 999 cc V-twin, DOHC, liquid-cooled High flow radiator cooling fan of 120W & 500 cm <sup>3</sup>
Fuel Delivery System	Intelligent Throttle Control (iTC™) with Electronic Fuel Injection (EFI)
Transmission	pDrive primary CVT with specific calibration L / H / N / R / P
Drive Train	Selectable 2WD / 4WD / Lock 4WD with Visco-4Lok <sup>1</sup> front differential
Driving Assistance	Work / Standard / Sport modes Intelligent Engine Braking (IEB™)
Power Steering	Tri-Mode Dynamic Power Steering (DPS™)
SUSPENSIONS	
Front Suspension	Arched double A-arm with sway bar 10.8 in. (27.4 cm) travel
Front Shocks	Piggyback FOX Podium QS3 gas shocks
Rear Suspension	Arched double A-arm 12 in. (30.5 cm) travel
Rear Shocks	Piggyback FOX Podium QS3 gas shocks
TYRES & WHEELS	
Front	XPS Trail King 2 – 27 x 8 x 14 in.
Rear	XPS Trail King 2 – 27 x 10 x 14 in.
Wheels	14 in. aluminum beadlock
BRAKES	
Front	OVERSIZED dual 252 mm disc brakes with hydraulic twin-piston calipers
Rear	Dual 214 mm disc brakes with hydraulic twin-piston calipers

## DIMENSIONS & CAPACITIES

Estimated Dry Weight*	998 lb (452.7 kg)
L x W x H	99 x 48.5 x 56.4 in. (251.5 x 123.2 x 143.3 cm)
Wheelbase	60.8 in. (154.4 cm)
Ground Clearance	12 in. (30.5 cm)
Seat Height	37.8 in. (96 cm)
Rack Capacity	Front: 120 lb (54.4 kg) Rear: 240 lb (108.9 kg)
Storage Capacity	10.6 gal (40.1 L)
Towing Capacity	1,830 lb (830 kg)
Fuel Capacity	5.1 gal (19.3 L)
Person Capacity	2

## FEATURES

Gauge	7.6 in. wide digital display
Magneto	650 W
Instrumentation	Phone storage & USB-C charger
Ignition	RF Digitally Encoded Security System (D.E.S.S.™)
Lighting	LED headlights and taillights LED signature lights
Winch	Can-Am HD3500 (1,587.6 kg) winch with synthetic cable
Seat	Special Edition seat (colour, stitching, and material) with removable passenger seat
Handlebar	Aluminum taper-profile handlebar with sport handguards
Protection	Full skid plate Heavy-duty front and rear bumpers Handguards
Hitch Type	2 in. hitch receiver

## WARRANTY


Factory Warranty	3-year unlimited km powertrain & Rotax® engine warranty and 1-year warranty & unlimited km on the rest of the unit
------------------	--



\*Manufacturer's limited warranty. Does not affect consumer guarantees. Available on MY23 Outlander Pro, MY24/MY25 ATV and MY24/MY25 SSV models.

# 2026 CAN-AM OUTLANDER MAX LIMITED 1000R



 Dusty Navy

## PACKAGE HIGHLIGHTS

- 10.25 in. touchscreen display
- Specific CVT calibration
- High flow radiator cooling fan of 120W & 500 cm<sup>3</sup>
- Tri-Mode Dynamic Power Steering (DPS™)
- Smart-Shox™ technology
- Intelligent Engine Braking (IEB™) and driving modes
- Visco-4Lok<sup>1</sup> front differential
- 27 in. XPS Trail King 2 dedicated trail tyres
- 14 in. aluminum wheels
- 4-disc brake system
- 3,500 lb (1,587.6 kg) winch with synthetic rope
- Full skid plate, front bumper, rear bumper
- Front sway bar
- Phone storage and USB charger
- Front drop-down storage
- Rear removable storage
- Special edition seat
- Extra painted panels
- LED signature lights
- 2 person seating capacity

ENGINE	1000R
Type	101 hp / 69 lb-ft, Rotax® 999 cc V-twin, DOHC, liquid-cooled High flow radiator cooling fan of 120W & 500 cm³
Fuel Delivery System	Intelligent Throttle Control (iTC™) with Electronic Fuel Injection (EFI)
Transmission	pDrive primary CVT with specific calibration L / H / N / R / P
Drive Train	Selectable 2WD / 4WD / Lock 4WD with Visco-4Lok¹ front differential
Driving Assistance	Work / Standard / Sport modes Intelligent Engine Braking (iEB™)
Power Steering	Tri-Mode Dynamic Power Steering (DPS™)
SUSPENSIONS	
Front Suspension	Arched double A-arm with sway bar 10.8 in. (27.4 cm) travel
Front Shocks	KYB shocks with Smart-Shox Technology
Rear Suspension	Arched double A-arm 12 in. (30,5 cm) travel
Rear Shocks	KYB shocks with Smart-Shox Technology
TYRES & WHEELS	
Front	XPS Trail King 2 – 27 x 8 x 14 in.
Rear	XPS Trail King 2 – 27 x 10 x 14 in.
Wheels	14 in. aluminum
BRAKES	
Front	Dual 214 mm disc brakes with hydraulic twin-piston calipers
Rear	Dual 214 mm disc brakes with hydraulic twin-piston calipers

## DIMENSIONS & CAPACITIES

Estimated Dry Weight*	998 lb (452.7 kg)
L x W x H	99 x 48.5 x 56.4 in. (251.5 x 123.2 x 143.2 cm)
Wheelbase	60.8 in. (154.4 cm)
Ground Clearance	12 in. (30.5 cm)
Seat Height	37.8 in. (96 cm)
Rack Capacity	Front: 120 lb (54.4 kg) Rear: 240 lb (108.9 kg)
Storage Capacity	10.6 gal (40.1 L)
Towing Capacity	1,830 lb (830 kg)
Fuel Capacity	5.1 gal (19.3 L)
Person Capacity	2

## FEATURES

Gauge	10.25 in. touchscreen display
Magneto	650 W
Instrumentation	Phone storage & USB-A charger
Ignition	RF Digitally Encoded Security System (D.E.S.S.™)
Lighting	LED headlights and taillights LED signature lights
Winch	Can-Am HD3500 (1,587.6 kg) winch with synthetic cable
Seat	Special Edition seat (colour, stitching, and material) with removable passenger seat
Handlebar	Standard
Protection	Full skid plate Heavy-duty front and rear bumpers
Hitch Type	2 in. hitch receiver

## WARRANTY

Factory Warranty	3-year unlimited km powertrain & Rotax® engine warranty and 1-year warranty & unlimited km on the rest of the unit
------------------	--



\*Manufacturer's limited warranty. Does not affect consumer guarantees. Available on MY23 Outlander Pro, MY24/MY25 ATV and MY24/MY25 SSV models.

# 2026 CAN-AM OUTLANDER MAX 6X6 BACKCOUNTRY 1000R



Stealth Black

## PACKAGE HIGHLIGHTS

- Tri-Mode Dynamic Power Steering (DPS™)
- Selectable 4WD / 6WD with Visco-6Lok<sup>1</sup> front differential
- pDrive primary CVT with work calibration and extra low gear
- Engine modes, Intelligent Engine Braking (IEB™) technology and speed limiter
- 30 in. XPS Iron Force tyres with 14 in. aluminum beadlock wheels
- SHOWA gas shocks
- Oversized 4-disc braking system
- Full skid plate, front and rear bumpers, footwell protectors, A-arm protectors, handguards
- 3,500 lb (1,587.6 kg) winch with synthetic rope
- RF Digitally Encoded Security System (D.E.S.S.™)
- Aluminum handlebar with riser
- 1,000 lb (453.6 kg) bed capacity
- 1,830 lb (830 kg) towing capacity
- LED headlights and taillights, LED signature lights
- Special edition seat with removable passenger seat
- 2 person seating capacity

ENGINE	1000R
Type	101 hp / 69 lb-ft, Rotax® 999 cc V-twin, DOHC, liquid-cooled High flow radiator cooling fan of 120W & 500 cm <sup>3</sup>
Fuel Delivery System	Intelligent Throttle Control (iTC™) with Electronic Fuel Injection (EFI)
Transmission	pDrive primary CVT with work calibration Extra low L / H / N / R / P
Drive Train	Selectable 4WD / 6WD / Lock 6WD with Visco-6Lok front differential
Driving Assistance	Work / Standard / Sport modes Intelligent Engine Braking (IEB™) Speed limiter
Power Steering	Tri-Mode Dynamic Power Steering (DPS™)
SUSPENSIONS	
Front Suspension	Arched double A-arm with sway bar 7.5 in. (19.1 cm) travel
Front Shocks	SHOWA Internal Floating Piston (IFP) Shocks
Rear Suspension	Arched double A-arm with sway bar on middle axle 9 in. (22.9 cm) travel
Rear Shocks	SHOWA Internal Floating Piston (IFP) Shocks
TYRES & WHEELS	
Front	XPS Iron Force – 30 x 9 x 14 in.
Rear	XPS Iron Force – 30 x 9 x 14 in.
Wheels	14 in. aluminum beadlock
BRAKES	
Front	OVERSIZED dual 252 mm disc brakes with hydraulic twin-piston calipers
Rear	Dual 214 mm disc brakes with hydraulic twin-piston calipers

## DIMENSIONS & CAPACITIES

Estimated Dry Weight*	1,449 lb (659 kg)
L x W x H	126.9 X 50.2 X 56 in. (322.3 x 127.5 x 142.2 cm)
Wheelbase	93.3 in. (237 cm)
Ground Clearance	13 in. (33 cm)
Seat Height	37.8 in. (96 cm)
Rack Capacity	Front: 120 lb (54.4 kg)
Storage Capacity	Front cargo: 8 gal (30.3 L) Rear cargo: 58 gal (219.6 L) Rear undercargo: 6.6 gal (25 L) Total: 72.6 gal (274.8 L)
Towing Capacity	1,830 lb (830 kg)
Bed Capacity	1,000 lb (453.6 kg)
Fuel Capacity	5.1 gal (19.3 L)
Person Capacity	2

## FEATURES

Gauge	7.6 in. wide digital display
Magneto	650 W
Instrumentation	Phone storage & USB-C charger
Ignition	RF Digitally Encoded Security System (D.E.S.S.™)
Lighting	LED headlights and taillights LED signature lights
Winch	Can-Am HD3500 (1,587.6 kg) winch with synthetic cable
Seat	Special Edition with removable passenger seat
Handlebar	Aluminum U type (57 mm)
Protection	Heavy-duty front bumper Full skid plate Footwell protectors Front & rear A-arm protectors Handguards
Hitch Type	2 in. hitch receiver

## WARRANTY

Factory Warranty	3-year unlimited km powertrain & Rotax® engine warranty and 1-year warranty & unlimited km on the rest of the unit
------------------	--



\*Manufacturer's limited warranty. Does not affect consumer guarantees. Available on MY23 Outlander Pro, MY24/MY25 ATV and MY24/MY25 SSV models.

# 2026 CAN-AM OUTLANDER ELECTRIC



White

## PACKAGE HIGHLIGHTS

- Liquid-cooled system: Battery, inverter, motor and on-board charger
- Charging from 20% to 80% in as little as 50 min
- Up to 50 miles (80 km) of range
- High and Low gears allow full work capacity
- Engine modes and speed limiter
- Dedicated tyres for optimal noise and vibration level
- 3-level regen braking
- On-the-fly reverse capabilities
- 5 in. coloured display
- Front and rear bumpers
- LED headlights and taillights, specific LED POD light

## MOTOR

Type	47 hp / 53 lb-ft, ROTAX® E-POWER, Liquid-cooled
Power	Peak: 47 hp (35 kW) Continuous: 27 hp (20.1 kW)
Torque Motor	Peak: 53 lb-ft (71.9 Nm) Continuous: 21 lb-ft (28.5 Nm)
Top Speed	High gear: 50 mph (80.5 km/h) Low gear: 28 mph (45.1 km/h)

## BATTERY

Battery Type	Integrated, lithium-ion
Battery Operating Temperature Range	From -20°C to 40°C (-4 Fahrenheit to 104 Fahrenheit)
Battery Capacity	8.9 kWh
Cooling System	Liquid-cooled: Battery, inverter and on-board charger Integrated AC heater for charging at low temperature
Estimated Range (when fully charged)	Tested in, accordance with WMTC*: 50 miles (80.5 km) Average utility range*: 31 miles (49.9 km)
Feature	Regen braking with 3 levels of adjustment
Charger	On-board charger 6.6 kW Level 2 (compatible with level 1 charging)
Connector Type	Type 1 J1772 with integrated LED light
Charging Time Level 2 (240 V)	50 min (20–80%) 1 hour 30 min (0–100%)
Charging Time Level 1 (120 V)	3 hours 10 min (20–80%) 5 hours 15 min (0–100%)

## DRIVETRAIN

Transmission	L / N / H / P Reverse activated via start button
Drive Train	Selectable 2WD / 4WD with Visco-Lok <sup>1</sup> QE auto-locking front differential
Driving Assistance	Work / Standard / Sport modes Speed limiter
Power Steering	Tri-Mode Dynamic Power Steering (DPS™)

## SUSPENSIONS

Front Suspension	Double A-arm 9.75 in. (24.8 cm) travel
Front Shocks	Twin-tube
Rear Suspension	Double A-arm 10.25 in. (26 cm) travel
Rear Shocks	Twin-tube

## TYRES & WHEELS

Front	XPS Recon Force 26 x 8 x 14 in.
Rear	XPS Recon Force 26 x 10 x 14 in.
Wheels	14 in. cast-aluminum

## BRAKES

Front	Dual 214 mm disc brakes with hydraulic twin-piston calipers
Rear	Single 214 mm disc brake with hydraulic twin-piston caliper

## DIMENSIONS & CAPACITIES

Estimated Dry Weight**	875 lb (396.9 kg)
L x W x H	86.7 x 47.6 x 48 in. (220.2 x 120.9 x 121.9 cm)
Wheelbase	53 in. (134.6 cm)
Ground Clearance	12 in. (30.5 cm)
Seat Height	38 in. (96.5 cm)
Rack Capacity	Front: 120 lb (54.4 kg) Rear: 240 lb (108.9 kg)
Storage Capacity	9 gal (34.1 L)
Towing Capacity	1,830 lb (830.1 kg)
Person Capacity	1

## FEATURES

Gauge	5 in. coloured display
DC-DC Converter	Continuous 500W (at all speeds including at idle)
Instrumentation	Phone charger with 1xUSB-A and 1xUSB-C outputs
Ignition	RF Digitally Encoded Security System (D.E.S.S.™)
Lighting	LED headlights and taillights LED signature lights LED POD light
Winch	N/A
Seat	Standard
Handlebar	Standard
Protection	Front and rear bumpers Full skid plate
Hitch Type	2 in. hitch receiver

## WARRANTY

Factory Warranty	Battery: 5 years (12,427 miles / 20,000 km limit) 3-year unlimited km powertrain & Rotax® engine warranty and 1-year warranty & unlimited km on the rest of the unit
------------------	--



\*Manufacturer's limited warranty. Does not affect consumer guarantees. Available on MY23 Outlander Pro, MY24/MY25 ATV and MY24/MY25 SSV models.



# 2026 CAN-AM OUTLANDER MAX ELECTRIC



White

## PACKAGE HIGHLIGHTS

- Liquid-cooled system: Battery, inverter, motor and on-board charger
- Charging from 20% to 80% in as little as 50 min
- Up to 50 miles (80 km) of range
- High and Low gears allow full work capacity
- Engine modes and speed limiter
- Dedicated tyres for optimal noise and vibration level
- 3-level regen braking
- On-the-fly reverse capabilities
- 5 in. coloured display
- Front and rear bumpers
- LED headlights and taillights, specific LED POD light
- 2 person seating capacity

## MOTOR

Type	47 hp / 53 lb-ft, ROTAX® E-POWER, Liquid-cooled
Power	Peak: 47 hp (35 kW) Continuous: 27 hp (20.1 kW)
Torque Motor	Peak: 53 lb-ft (71.9 Nm) Continuous: 21 lb-ft (28.5 Nm)
Top Speed	High gear: 50 mph (80.5 km/h) Low gear: 28 mph (45.1 km/h)

## BATTERY

Battery Type	Integrated, lithium-ion
Battery Operating Temperature Range	From -20°C to 40°C (-4 Fahrenheit to 104 Fahrenheit)
Battery Capacity	8.9 kWh
Cooling System	Liquid-cooled: Battery, inverter and on-board charger Integrated AC heater for charging at low temperature
Estimated Range (when fully charged)	Tested in, accordance with WMTC*: 50 miles (80.5 km) Average utility range*: 31 miles (49.9 km)
Feature	Regen braking with 3 levels of adjustment
Charger	On-board charger 6.6 kW Level 2 (compatible with level 1 charging)
Connector Type	Type 1 J1772 with integrated LED light
Charging Time Level 2 (240 V)	50 min (20–80%) 1 hour 30 min (0–100%)
Charging Time Level 1 (120 V)	3 hours 10 min (20–80%) 5 hours 15 min (0–100%)

## DRIVETRAIN

Transmission	L / N / H / P Reverse activated via start button
Drive Train	Selectable 2WD / 4WD with Visco-Lok <sup>1</sup> QE auto-locking front differential
Driving Assistance	Work / Standard / Sport modes Speed limiter
Power Steering	Tri-Mode Dynamic Power Steering (DPS™)

## SUSPENSIONS

Front Suspension	Double A-arm 9.75 in. (24.8 cm) travel
Front Shocks	Twin-tube
Rear Suspension	Double A-arm 10.25 in. (26 cm) travel
Rear Shocks	Twin-tube

## TYRES & WHEELS

Front	XPS Recon Force 26 x 8 x 14 in.
Rear	XPS Recon Force 26 x 10 x 14 in.
Wheels	14 in. cast-aluminum

## BRAKES

Front	Dual 214 mm disc brakes with hydraulic twin-piston calipers
Rear	Single 214 mm disc brake with hydraulic twin-piston caliper

## DIMENSIONS & CAPACITIES

Estimated Dry Weight**	915 lb (415kg)
L x W x H	94.2 x 47.6 x 54 in. (239.3 x 120.9 x 137.2 cm)
Wheelbase	60.4 in. (153.4 cm)
Ground Clearance	12 in. (30.5 cm)
Seat Height	38.6 in. (98 cm)
Rack Capacity	Front: 120 lb (54.4 kg) Rear: 240 lb (108.9 kg)
Storage Capacity	9 gal (34.1 L)
Towing Capacity	1,830 lb (830.1 kg)
Person Capacity	2

## FEATURES




Gauge	5 in. coloured display
DC-DC Converter	Continuous 500W (at all speeds including at idle)
Instrumentation	Phone charger with 1xUSB-A and 1xUSB-C outputs
Ignition	RF Digitally Encoded Security System (D.E.S.S.™)
Lighting	LED headlights and taillights LED signature lights LED POD light
Winch	N/A
Seat	Removable passenger seat
Handlebar	Standard
Protection	Front and rear bumpers Full skid plate
Hitch Type	2 in. hitch receiver

## WARRANTY

Factory Warranty	Battery: 5 years (12,427 miles / 20,000 km limit) 3-year unlimited km powertrain & Rotax® engine warranty and 1-year warranty & unlimited km on the rest of the unit
------------------	--




\*Manufacturer's limited warranty. Does not affect consumer guarantees. Available on MY23 Outlander Pro, MY24/MY25 ATV and MY24/MY25 SSV models.

				
		OUTLANDER PRO***	OUTLANDER PRO XU***	
COLOUR OPTIONS		Desert Tan	Compass Green	
ENGINES	Type	HD5	HD5	HD7
		40 hp / 37 lb-ft, Rotax® ACE (Advanced Combustion Efficiency) 650 cc, single cylinder, liquid-cooled		50 hp / 41 lb-ft, Rotax® ACE (Advanced Combustion Efficiency) 650 cc, single cylinder, liquid-cooled
	Fuel Delivery System	Electronic Fuel Injection (EFI)	Intelligent Throttle Control (ITC™) with Electronic Fuel Injection (EFI)	
	Transmission	pDrive™ primary CVT with work calibration Extra low L / H / N / R / P		
	Drive Train	Selectable 2WD / 4WD with Visco-Lok¹ auto-locking front differential	Selectable 2WD / 4WD / Lock 4WD with Visco-4Lok¹ front differential	
	Driving Assistance	Speed limiter	Intelligent Engine Braking (IEB™) Speed limiter	Work / Standard / Sport modes Intelligent Engine Braking (IEB™) Speed limiter
	Power Steering	N/A	Tri-Mode Dynamic Power Steering (DPS™)	
SUSPENSIONS	Front Suspension	Double A-arm 9.75 in. (24.8 cm) travel		
	Front Shocks	Twin-tube		
	Rear Suspension	Double A-arm 10.25 in. (26 cm) travel		
	Rear Shocks	Twin-tube		
TYRES / WHEELS	Tyres Wheels	6-ply rating Carlisle ACT 26 x 8/10 x 12 in. 12 in. steel	XPS Trail King, 6-ply rating, 26 x 8/10 x 12 in. 12 in. cast aluminum	
BRAKES	Front	Dual 214 mm disc brakes with hydraulic twin-piston calipers		
	Rear	Single 214 mm disc brake with hydraulic twin-piston caliper		
DIMENSIONS / CAPACITIES	Estimated Dry Weight*	800 lb (362.9 kg)	816 lb (370.1 kg)	
	L x W x H	89.9 x 48.8 x 48.2 in. (228.4 x 123.9 x 122.4 cm)		
	Wheelbase	53 in. (134.6 cm)		
	Ground Clearance	13 in. (33 cm)		
	Seat Height	38.6 in. (98 cm)		
	Rack Capacity	Front: 120 lb (54.4 kg) / Rear: 240 lb (108.9 kg)		
	Storage Capacity	9 gal (34 L)		
	Towing Capacity	1,830 lb (830 kg)		
	Bed Capacity	N/A		
	Fuel Capacity	5.1 gal (19.3 L)		
	Person Capacity	1		
FEATURES	Gauge	4.5 in. digital display		
	Magneto	420 W	500 W	
	Instrumentation	N/A	Phone charger with 1 x USB-A and 1 x USB-C outputs	
	Ignition	RF Digitally Encoded Security System (D.E.S.S.™)		
	Lighting	LED headlights and taillights		
	Winch	N/A		
	Seat	Standard		
	Handlebar	Standard		
	Protection	Heavy-duty front bumper Rear bumper HMWPE front and rear A-arm protection (5 mm) Full skid plate		
	Hitch Type	2 in. hitch receiver		

†Visco-Lok is a trademark of GKN Viscodrives GmbH. All other trademarks are the property of their respective owners.

\*Base model dry weight shown.


\*\*\*1-year BRP limited warranty. B.E.S.T. term available up to 36 months.

			
		OUTLANDER XT***	
COLOUR OPTIONS		Fiery Red	
ENGINES	Type	850	1000R
		82 hp / 66 lb-ft, Rotax® 999 cc V-twin, DOHC, liquid-cooled Radiator cooling fan of 80 W & 150 cm³	101 hp / 69 lb-ft, Rotax® 999 cc V-twin, DOHC, liquid-cooled High flow radiator cooling fan of 120 W & 500 cm³
	Fuel Delivery System	Intelligent Throttle Control (ITC™) with Electronic Fuel Injection (EFI)	
	Transmission	pDrive™ primary CVT L / H / N / R / P	pDrive™ primary CVT with specific calibration L / H / N / R / P
	Drive Train	Selectable 2WD / 4WD with Visco-Lok† OE auto-locking front differential	Selectable 2WD / 4WD / Lock 4WD with Visco-4Lok† front differential
	Driving Assistance	Work / Standard / Sport modes Intelligent Engine Braking (IEB™)	
	Power Steering	Tri-Mode Dynamic Power Steering (DPS™)	
SUSPENSIONS	Front Suspension	Arched double A-arm 10.8 in. (27.4 cm) travel	Arched double A-arm with sway bar 10.8 in. (27.4 cm) travel
	Front Shocks	Twin-tube	
	Rear Suspension	Arched double A-arm 12 in. (30.5 cm) travel	
	Rear Shocks	Twin-tube	
TYRES / WHEELS	Tyres Wheels	XPS Trail King 2 – 26 x 8/10 x 14 14 in. aluminum	
BRAKES	Front	Dual 214 mm disc brakes with hydraulic twin-piston calipers	
	Rear	Single 214 mm disc brake with hydraulic twin-piston caliper	Dual 214 mm disc brakes with hydraulic twin-piston calipers
DIMENSIONS / CAPACITIES	Estimated Dry Weight*	975 lb (442 kg)	
	L x W x H	88.4 x 48.5 x 49 in. (224.5 x 123.1 x 124.5 cm)	
	Wheelbase	52.8 in. (134.1 cm)	
	Ground Clearance	11.5 in. (29.2 cm)	
	Seat Height	37.8 in. (96 cm)	
	Rack Capacity	Front: 120 lb (54.4 kg) / Rear: 240 lb (108.9 kg)	
	Storage Capacity	10.6 gal (40.1 L)	
	Towing Capacity	1,830 lb (830 kg)	
	Bed Capacity	N/A	
	Fuel Capacity	5.1 gal (19.5 L)	
	Person Capacity	1	
FEATURES	Gauge	7.6 in. wide digital display	
	Magneto	650 W	
	Instrumentation	Phone storage & USB-C charger	
	Ignition	RF Digitally Encoded Security System (D.E.S.S.™)	
	Lighting	LED headlights and taillights	LED headlights and taillights LED signature lights
	Winch	Can-Am HD3500 (1,587.6 kg) winch with synthetic cable	
	Seat	Standard	
	Handlebar	Standard	
	Protection	Full skid plate Heavy-duty front and rear bumpers Handguards	
	Hitch Type	2 in. hitch receiver	

† Visco-Lok is a trademark of GKN Viscodrive GmbH. All other trademarks are the property of their respective owners.

\*Base model dry weight shown.

\*\*\*1-year BRP limited warranty. B.E.S.T. term available up to 36 months.




			
		<b>OUTLANDER MAX DPS***</b>	
<b>COLOUR OPTIONS</b>		Granite Grey	Legion Red
<b>ENGINES</b>	<b>Type</b>	500	700
		40 hp / 37 lb-ft, Rotax® ACE (Advanced Combustion Efficiency) 650 cc, single-cylinder, liquid-cooled	50 hp / 41 lb-ft, Rotax® ACE (Advanced Combustion Efficiency) 650 cc, single-cylinder, liquid-cooled
	<b>Fuel Delivery System</b>	Electronic Fuel Injection (EFI)	
	<b>Transmission</b>	pDrive™ primary CVT L / H / N / R / P	
	<b>Drive Train</b>	Selectable 2WD / 4WD with Visco-Lok† QE auto-locking front differential	
	<b>Driving Assistance</b>	N/A	Work / Standard / Sport modes
	<b>Power Steering</b>	Tri-Mode Dynamic Power Steering (DPS™)	
<b>SUSPENSIONS</b>	<b>Front Suspension</b>	Double A-arm 9.75 in. (24.8 cm) travel	
	<b>Front Shocks</b>	Twin-tube	
	<b>Rear Suspension</b>	Double A-arm 10.25 in. (26 cm) travel	
	<b>Rear Shocks</b>	Twin-tube	
<b>TYRES / WHEELS</b>	<b>Tyres / Wheels</b>	25 x 8/10 x 12 in. 12 in. steel	
<b>BRAKES</b>	<b>Front</b>	Dual 214 mm disc brakes with hydraulic twin-piston calipers	
	<b>Rear</b>	Single 214 mm disc brake with hydraulic twin-piston caliper	
<b>DIMENSIONS / CAPACITIES</b>	<b>Estimated Dry Weight*</b>	785 lb (356.1 kg)	
	<b>L x W x H</b>	94.2 x 47.6 x 54 in. (239.3 x 120.9 x 137.2 cm)	
	<b>Wheelbase</b>	60.4 in. (153.4 cm)	
	<b>Ground Clearance</b>	12 in. (30.5 cm)	
	<b>Seat Height</b>	38.6 in. (98 cm)	
	<b>Rack Capacity</b>	Front: 120 lb (54.4 kg) / Rear: 240 lb (108.9 kg)	
	<b>Storage Capacity</b>	9 gal (34.1 L)	
	<b>Towing Capacity</b>	1,830 lb (830.1 kg)	
	<b>Bed Capacity</b>	N/A	
	<b>Fuel Capacity</b>	5.1 gal (19.3 L)	
	<b>Person Capacity</b>	2	
<b>FEATURES</b>	<b>Gauge</b>	4.5 in. digital display	
	<b>Magneto</b>	500 W	
	<b>Instrumentation</b>	N/A	
	<b>Ignition</b>	Mechanical key	
	<b>Lighting</b>	LED headlights and taillights	
	<b>Winch</b>	N/A	
	<b>Seat</b>	Standard	
	<b>Handlebar</b>	Standard	
	<b>Protection</b>	Full skid plate	
	<b>Hitch Type</b>	2 in. hitch receiver	

† Visco-Lok is a trademark of GKN Viscodrives GmbH. All other trademarks are the property of their respective owners.

\*Base model dry weight shown.

\*\*\*1-year BRP limited warranty. B.E.S.T. term available up to 36 months.





				
		OUTLANDER MAX XT-P***	OUTLANDER MAX LIMITED***	OUTLANDER MAX 6X6 BACKCOUNTRY***
COLOUR OPTIONS		Mineral Grey & Orange Crush	Dusty Navy	Stealth Black
ENGINES	Type	1000R	1000R	1000R
		101 hp / 69 lb-ft, Rotax® 999 cc V-twin, DOHC, liquid-cooled, High flow radiator cooling fan of 120 W & 500 cm³		
	Fuel Delivery System	Intelligent Throttle Control (ITC™) with Electronic Fuel Injection (EFI)		
	Transmission	pDrive™ primary CVT with specific calibration L / H / N / R / P		pDrive™ primary CVT with work calibration Extra low L / H / N / R / P
	Drive Train	Selectable 2WD / 4WD / Lock 4WD with Visco-4Lok¹ front differential		Selectable 4WD / 6WD / Lock 6WD with Visco-6Lok¹ front differential
	Driving Assistance	Work / Standard / Sport modes Intelligent Engine Braking (IEB™)		Work / Standard / Sport modes Intelligent Engine Braking (IEB™), speed limiter
		Tri-Mode Dynamic Power Steering (DPS™)		
SUSPENSIONS	Front Suspension	Arched double A-arm with sway bar 10.8 in. (27.4 cm) travel		Arched double A-arm with sway bar 7.5 in. (19.1 cm) travel
	Front Shocks	Piggyback FOX Podium QS3¹ gas shocks	KYB shocks with Smart-Shox™ technology	SHOWA Internal Floating Piston (IFP) Shocks
	Rear Suspension	Arched double A-arm 12 in. (30.5 cm) travel		Arched double A-arm with sway bar on middle axle 9 in. (22.9 cm) travel
	Rear Shocks	Piggyback FOX Podium QS3¹ gas shocks	KYB shocks with Smart-Shox™ technology	SHOWA Internal Floating Piston (IFP) Shocks
TYRES / WHEELS	Tyres	XPS Trail King 2 – 27 x 8/10 x 14 in. 14 in. aluminum beadlock	XPS Trail King 2 – 27 x 8/10 x 14 in. 14 in. aluminum	XPS Iron Force – 30 x 9 x 14 in. 14 in. aluminum beadlock
	Wheels			
BRAKES	Front	OVERSIZED dual 252 mm disc brakes with hydraulic twin-piston calipers	Dual 214 mm disc brakes with hydraulic twin-piston calipers	OVERSIZED dual 252 mm disc brakes with hydraulic twin-piston calipers
	Rear	Dual 214 mm disc brakes with hydraulic twin-piston calipers		
DIMENSIONS / CAPACITIES	Estimated Dry Weight†	998 lb (452.7 kg)		1,449 lb (659 kg)
	L x W x H	99 x 48.5 x 56.4 in. (251.5 x 123.2 x 143.3 cm)		126.9 X 50.2 X 56 in. (322.3 x 127.5 x 142.2 cm)
	Wheelbase	60.8 in. (154.4 cm)		93.3 in (237 cm)
	Ground Clearance	12 in. (30.5 cm)		13 in. (33 cm)
	Seat Height	37.8 in. (96 cm)		
	Rack Capacity	Front: 120 lb (54.4 kg) / Rear: 240 lb (108.9 kg)		Front: 120 lb (54.4 kg)
	Storage Capacity	10.6 gal (40.1 L)		Front cargo: 8 gal (30.3 L) Rear cargo: 58 gal (219.6 L) Rear undercargo: 6.6 gal (25 L) Total: 72.6 gal (274.8 L)
	Towing Capacity	1,830 lb (830 kg)		
	Bed Capacity	N/A		1,000 lb (453.6 kg)
	Fuel Capacity	5.1 gal (19.3 L)		
	Person Capacity	2		
FEATURES	Gauge	7.6 in. wide digital display	10.25 in. touchscreen display	7.6 in. wide digital display
	Magneto	650 W		
	Instrumentation	Phone storage & USB-C charger	Phone storage & USB-A charger	Phone storage & USB-C charger
	Ignition	RF Digitally Encoded Security System (D.E.S.S.™)		
	Lighting	LED headlights and taillights, LED signature lights		
	Winch	Can-Am HD3500 (1,587.6 kg) winch with synthetic cable		
	Seat	Special Edition seat (colour, stitching and material) with removable passenger seat		Special Edition with removable passenger seat
	Handlebar	Aluminum taper-profile handlebar with sport handguards	Standard	Aluminum U type (57 mm)
	Protection	Full skid plate Heavy-duty front and rear bumpers Handguards	Full skid plate Heavy-duty front and rear bumpers	Heavy-duty front bumper Full skid plate Footwell protectors Front & rear A-arms protectors Handguards
	Hitch Type	2 in. hitch receiver		

† Visco-Lok is a trademark of GKN Viscodrive GmbH. All other trademarks are the property of their respective owners.

\*Base model dry weight shown.

\*\*\*1-year BRP limited warranty. B.E.S.T. term available up to 36 months.

			
		OUTLANDER ELECTRIC***	OUTLANDER MAX ELECTRIC***
COLOUR OPTIONS		White	
MOTOR	Type	Electric	
		47 hp / 53 lb-ft, ROTAX® E-POWER, liquid-cooled	
	Power	Peak: 47 hp (35 kW) Continuous: 27 hp (20.1 kW)	
	Torque Motor	Peak: 53 lb-ft (71.9 Nm) Continuous: 21 lb-ft (28.5 Nm)	
	Top Speed	High gear: 80.5 km/h Low gear: 45.1 km/h	
BATTERY	Battery Type	Integrated, lithium-ion	
	Battery Operating Temperature Range	From -20°C to 40°C (-4 Fahrenheit to 104 Fahrenheit)	
	Battery Capacity	8.9 kWh	
	Cooling System	Liquid-cooled: battery, inverter and on-board charger Integrated AC heater for charging at low temperature	
	Estimated Range (when fully charged)	Tested in accordance with WMTC†: 50 miles (80.5 km) Average utility range*: 31 miles (50 km)	
	Function	Regen braking with 3 levels of adjustment	
	Charger	On-board charger 6.6 kW Level 2 (compatible with Level 1 charging)	
	Connector Type	Type 1 J1772 with integrated LED light	
	Charging Time Level 2 (240 V)	50 min (20–80%) 1 hour 30 min (0–100%)	
	Charging Time Level 1 (120 V)	3 hours 10 min (20–80%) 5 hours 15 min (0–100%)	
DRIVE TRAIN	Transmission	L / N / H / P Reverse activated via start button	
	Drive Train	Selectable 2WD / 4WD with Visco-Lok† QE auto-locking front differential	
	Driving Assistance	Work / Standard / Sport modes Speed limiter	
	Power Steering	Tri-Mode Dynamic Power Steering (DPS™)	
SUSPENSIONS	Front Suspension	Double A-arm 9.75 in. (24.8 cm) travel	
	Front Shocks	Twin-tube	
	Rear Suspension	Double A-arm 10.25 in. (26 cm) travel	
	Rear Shocks	Twin-tube	
TYRES / WHEELS	Tyres Wheels	XPS Recon Force 26 x 8/10 x 14 in. 14 in. cast aluminum	
BRAKES	Front	Dual 214 mm disc brakes with hydraulic twin-piston calipers	
	Rear	Single 214 mm disc brake with hydraulic twin-piston caliper	
DIMENSIONS / CAPACITIES	Estimated Dry Weight*	875 lb (396.9 kg)	915 lb (415 kg)
	L x W x H	86.7 x 47.6 x 48 in. (220.2 x 120.9 x 121.9 cm)	94.2 x 47.6 x 54 in. (239.3 x 120.9 x 137.2 cm)
	Wheelbase	53 in. (134.6 cm)	60.4 in. (153.4 cm)
	Ground Clearance	12 in. (30.5 cm)	
	Seat Height	38 in. (96.5 cm)	38.6 in. (98 cm)
	Rack Capacity	Front: 120 lb (54.4 kg) / Rear: 240 lb (108.9 kg)	
	Storage Capacity	9 gal (34.1 L)	
	Towing Capacity	1,830 lb (830.1 kg)	
	Bed Capacity	N/A	
	Fuel Capacity	N/A	
	Person Capacity	1	2
FEATURES	Gauge	5 in. coloured display	
	DC – DC converter	Continuous 500 W (at all speeds including at idle)	
	Instrumentation	Phone charger with 1 x USB-A and 1 x USB-C outputs	
	Ignition	RF Digitally Encoded Security System (D.E.S.S.™)	
	Lighting	LED headlights and taillights, LED signature lights, LED POD light	
	Winch	N/A	
	Seat	Standard	Removable passenger seat
	Handlebar	Standard	
	Protection	Front and rear bumpers Full skid plate	
	Hitch Type	2 in. hitch receiver	

† Visco-Lok is a trademark of GKN Viscodrives GmbH. All other trademarks are the property of their respective owners.

\* Base model dry weight shown.

\*\*\* Battery: 5 years (12,427 miles / 20,000 km limit). Motor: 1-year Vehicle: 1-year BRP limited warranty

## We've made things super simple.

- Check your model year
- Choose engine and model
- Learn your **PLATFORM CODE**

This **PLATFORM CODE** will let you know at a glance if the accessory is compatible with your vehicle.



G3 6x6



G3L



G3



G2L



G2S

## ATV ACCESSORY COMPATIBILITY GUIDE

Model year	Model	Engine configuration	Platform code
2016	Outlander L	450, 570	G2L
	Outlander	570, 650, 850, 1000	G2
	Outlander L MAX	450, 570	G2L MAX
	Outlander MAX	570, 650, 850, 1000	G2 MAX
	Renegade	500, 800, 1000	G2S
2017 2018	Outlander	450, 570	G2L
	Outlander	650, 850, 1000	G2
	Outlander MAX	450, 570	G2L MAX
	Outlander MAX	650, 850, 1000	G2 MAX
	Renegade	570, 800, 1000	G2S
2019 2020 2021 2022	Outlander	450, 570	G2L
	Outlander	650, 850, 1000R	G2
	Outlander MAX	450, 570	G2L MAX
	Outlander MAX	650, 850, 1000R	G2 MAX
	Renegade	570, 650, 850, 1000R	G2S
2023	Outlander	570	G2L
	Outlander	850, 1000R	G2
	6x6	650	G2 MAX
	Outlander	500, 700	G3L
	Outlander PRO	HD5, HD7	G3L
	Outlander MAX	500, 700	G3L MAX
2024	Outlander PRO	HD5, HD7	G3L
	Outlander MAX	500, 700	G3L MAX
	Outlander MAX	850, 1000R	G2 MAX
	6x6	650, 1000	G2 MAX
2025	Outlander	1000R	G3
	Outlander PRO	HD5, HD7	G3L
	Outlander MAX	500, 700	G3L MAX
	Outlander MAX	850, 1000R	G3 MAX
2026	Outlander PRO	HD5, HD7	G3L
	Outlander MAX	500, 700	G3L MAX
	Outlander MAX	850, 1000R	G3 MAX
	Outlander Electric		G3L
	Outlander MAX Electric		G3L MAX
	6x6	1000R	G3 MAX





# **ATV G2, G2L, & G2S ACCESSORIES**



# LINQ: EASY ON, EASY OFF CARGO

## LINQ ACCESSORIES

### COMPATIBILITY/REQUIREMENTS

<ul style="list-style-type: none"><li>• No tools needed: Quickly install and remove accessories by hand.</li><li>• Equip your Can-Am for specialised tasks in no time.</li><li>• Sturdy mounting system that holds up to the roughest terrain.</li></ul>	<h1>OUTLANDER</h1>	
<h2>LinQ ACCESSORIES WITH 16" BASE</h2>	<ul style="list-style-type: none"><li>• LinQ® anchors mounted 16 inches apart, centre-to-centre.</li><li>• Lower loading capacity than the LinQ with 36" base accessories.</li><li>• Can be used on Can-Am ATV and SxS vehicles, Can-Am Spyder and Ryker vehicles, Sea-Doo watercraft and Ski-Doo snowmobiles.</li></ul>	
<b>LinQ Rigid Cooler (18 L)</b> 715010491	<div>LinQ Anchor Adapter Kit <b>715004960</b> &amp; LinQ Base Installation Kit <b>715008125</b></div>	
<b>LinQ Tool Box</b> 715008111		
<b>LinQ SR 5.5 Gal (21 L) Bag</b> 860202449		
<b>LinQ 4.5 Gal (17 L) Sport Bag</b> 860202447		
<b>LinQ Modular Box</b> 715005494 • (10 L) 715007112 • (20 L) 715006830 • (30 L)		
<b>LinQ Tool Kit</b> 715006829		
<b>LinQ 10.6 Gal (40 L) Roll-Top Bag</b> 715008110		
<h2>LinQ ACCESSORIES WITH 36" BASE</h2>	<ul style="list-style-type: none"><li>• Mount on LinQ racks often used by Can-Am ORV vehicles.</li><li>• Higher loading capacity than the LinQ with 16" base accessories.</li><li>• Usage is limited to Can-Am ORV vehicles.</li></ul>	
<b>LinQ 12 Gal (45 L) Cargo Box</b> 715003879	<div>No further requirements</div>	
<b>LinQ 23 Gal (86 L) Trunk Box</b> 715004923		
<b>LinQ 32 Gal (121 L) Trunk Box</b> 715001747 (1-up) 715001749 (MAX)		
<b>LinQ 11.5 Gal (43 L) Audio Cargo Box</b> 715003018		
<b>LinQ 8 Gal (30 L) Cooler Box</b> 715004778 • Black 715004698 • Grey		
<b>LinQ Premium Storage Bag by OGIO</b> 715002923 • Black		
<b>LinQ Heavy Duty Basket</b> 715001215		
<b>LinQ Low Profile Basket</b> 715004282		
<h2>LinQ HOLDERS</h2>		
<b>LinQ 4" (10 cm) Rack Extension</b> 715001711 • Silver / 715001665 • Black	<div>No further requirements</div>	
<b>LinQ 6" (15 cm) Rack Extension</b> 715001712 • Silver / 715001671 • Black		
<b>LinQ Mounted Gear Grips</b> 715005340		
<b>LinQ Tool Holder</b> 715007358		
<b>LinQ Gun Boot Rack</b> 715002112 715002113		

The LinQ system is BRP’s game-changing, tool-free cargo solution. Snap gear on or off in seconds. No fuss, no rattle, just rock-solid mounting on any terrain.

# LINQ SYSTEM ADVANTAGE

## ORIGINAL LinQ SYSTEM

Handles medium- to large-sized gear with two anchor setups: the 16" base for standard accessories and the 36" base for racks and serious payloads.

## LinQ LITE

Made for smaller items and lightweight gear you can hang from rails or vertical mounts.




LinQ ACCESSORIES WITH 16" BASE		
<div>NEW</div> <div>LinQ Rigid Cooler 4.7 US Gal (18 L)</div>	G2, G2L, G2S	<div>■ 715010491 • Black</div>
	<ul style="list-style-type: none"> <li>• Versatile LinQ 16" configuration fits many vehicles.</li> <li>• Durable rotomoulded rigid construction.</li> <li>• Moulded-in handles for quick installation and removal.</li> <li>• High quality insulation for optimal ice retention.</li> <li>• Sealed lid for airtight, weather-tight closure.</li> </ul>	<ul style="list-style-type: none"> <li>• Ergonomic and secure latch system offers excellent sealing.</li> <li>• 4.7 US gal (18 L) capacity.</li> <li>• See table for installation location and requirements.</li> <li>• Exterior Dimensions: 21" L x 12" W x 15" H.</li> </ul>
<div>LinQ Modular Box</div>	G2, G2L, G2S	<div>715005494 • (10 L)</div> <div>715007112 • (20 L)</div> <div>715006830 • (30 L)</div>
	<ul style="list-style-type: none"> <li>• Allows stacking of other modular boxes to always have the right gear accessible.</li> <li>• Always have the right box size to fit everything.</li> <li>• Can be installed on any LinQ Base with a 16" width.</li> <li>• See table for installation location and requirements.</li> </ul>	
<div>Thermal Insert for LinQ Modular Box (10 L)</div>	G2, G2L, G2S	<div>219401110</div>
	<ul style="list-style-type: none"> <li>• Insulated liner.</li> <li>• Fits very well in the LinQ Modular Box (10 L).</li> <li>• Can contain seven 355 ml cans.</li> <li>• Keeps ice cold for one day.</li> <li>• Interior dimensions : 9" L x 17" W x 2½" H.</li> </ul>	


LinQ Tool Kit	G2, G2L, G2S	715006829
	<ul style="list-style-type: none"><li>Includes:<ul style="list-style-type: none"><li>- Cutter pliers</li><li>- Long-nose pliers</li><li>- Locking pliers</li><li>- Ratchet wrench 3/8" drive</li><li>- 6" ratchet extension</li><li>- Integrated CVT belt storage location (belt not included)</li></ul></li><li>- Long-socket 19 mm 3/8" drive - 6 pts</li><li>- Socket 18 mm 3/8" drive</li><li>- Long-socket 17 mm 3/8" drive - 6 pts</li><li>- Socket 15 mm 3/8" drive</li><li>- Socket 13 mm 3/8" drive</li><li>- Socket 10 mm 3/8" drive</li><li>- Socket 8 mm 3/8" drive</li><li>- Socket Torx T40 3/8" drive</li><li>- Socket Torx T30 3/8" drive</li><li>- Socket Torx T20 3/8" drive</li><li>- Breaker bar 3/8" drive</li><li>- Combination wrench set:<ul style="list-style-type: none"><li>- Wrench 19 mm</li><li>- Wrench 18 mm</li><li>- Wrench 15 mm</li></ul></li><li>- Wrench 13 mm</li><li>- Wrench 10 mm</li><li>- Wrench 8 mm</li><li>- See table for installation location and requirements.</li></ul>	
LinQ Tool Box	G2, G2L, G2S	715008111
	<ul style="list-style-type: none"><li>- High precision injected HDPE (high-density polyethylene) construction provides rigidity and durability.</li><li>- 5 gal (19 L) maximum capacity.</li><li>- Weather-resistant, sealed, and lockable cover.</li><li>- Easy one-second On / Off tool-less system.</li><li>- All the benefits of LinQ – simple, fast, and secure.</li><li>- See table for installation location and requirements.</li></ul>	
LinQ 10.6 Gal (40 L) Roll-Top Bag	G2, G2L, G2S	715008110
	<ul style="list-style-type: none"><li>- Fully waterproof roll-top dry bag will securely store and confine your equipment.</li><li>- LinQ mounted using heavy-duty rigid plastic base.</li><li>- High capacity storage solution 10.6 gal (40 L).</li><li>- Bottom foam liner for additional equipment protection.</li></ul>	<ul style="list-style-type: none"><li>- Integrated handle for easy transportation on / off the vehicle.</li><li>- Marinised for salt water purposes.</li><li>- Dimensions: 14" L x 19" W x adjustable H.</li><li>- See table for installation location and requirements.</li></ul>
LinQ SR 5.5 Gal (21L) Bag	G2, G2L, G2S	860202449
	<ul style="list-style-type: none"><li>- Semi-rigid expandable bag.</li><li>- 5.5 gal (21 L) capacity.</li><li>- See table for installation location and requirements.</li></ul>	
LinQ 4.5 Gal (17 L) Sport Bag	G2, G2L, G2S	860202447
	<ul style="list-style-type: none"><li>- All the benefits of LinQ – simple, fast, and secure.</li><li>- 4.5 US Gal (17L) capacity.</li><li>- Thermoformed bag base in HDPE (high-density polyethylene) providing rigidity and durability.</li><li>- Premium insulating foam for optimal ice retention.</li><li>- Rigid bottom, semi-rigid top.</li><li>- Easy one-second On / Off tool-less system.</li><li>- See table for installation location and requirements.</li></ul>	
LinQ ACCESSORIES WITH 36" BASE		
LinQ 12 Gal (45 L) Cargo Box	G2 (front only for 6x6 & MAX models 2013-2014), G2L, G2S	715003879
	<ul style="list-style-type: none"><li>- LinQ mounted for easy on, easy off installation.</li><li>- Holds cargo safely and securely while riding.</li><li>- See table for installation location and requirements.</li></ul>	
LinQ 23 Gal (87 L) Trunk Box	G2 (except 6x6 models), G2L, G2S	715004923
	<ul style="list-style-type: none"><li>- LinQ mounted for easy on, easy off installation.</li><li>- Lockable and weather-resistant.</li><li>- Holds cargo safely and securely while riding.</li><li>- Comfort pads for passenger.</li><li>- See table for installation location and requirements.</li></ul>	


<b>LinQ 32 Gal (121 L) Trunk Box</b>	G2 (except MAX models & 6x6), G2S	<b>715001747</b> <b>715001748</b> • No rear taillight.
	<ul style="list-style-type: none"> <li>• LinQ Retrofit Adapter Plate (715001334) is required for G1 models.</li> <li>• Trunk Box Panel available (715001391)</li> <li>• See table for installation location and requirements.</li> </ul>	
<b>LinQ 32 Gal (121 L) Trunk Box for Outlander MAX</b>	G2 (MAX models only except 6x6 models)	<b>715001749</b> <b>715001750</b> • No rear taillight.
	<ul style="list-style-type: none"> <li>• Passenger comfort is ensured on active rides as well as longer recreational rides thanks to the ergonomically designed passenger padding, which is comfort-fitted with a portion made of closed cell foam that won't absorb water.</li> <li>• Very easy to embark even when driver is seated.</li> <li>• Trunk Box Panel available (715001391)</li> </ul>	
<b>LinQ 32 Gal (121 L) Trunk Box Panel</b>	G2 (except 6x6 models), G2S	■ <b>715001391</b> • Black
	<ul style="list-style-type: none"> <li>• Colour panel to match the LinQ 32 Gal (121 L) Trunk Box to your vehicle.</li> </ul>	
<b>LinQ 11.5 Gal (43 L) Audio Cargo Box</b>	G2 (front only for 6x6 & MAX models 2013-2014), G2L, G2S	<b>715003018</b>
	<ul style="list-style-type: none"> <li>• Mounts on / off easily to hold/carry cargo safely and securely.</li> <li>• The Bluetooth enabled receiver and 6.5" speakers are smartly concealed and integrated in the cover.</li> <li>• Automatic shut-off function protects your battery by turning the system off after 10 minutes of inactivity.</li> <li>• Backlit control panel perfect for night riding.</li> <li>• Water-resistant speakers.</li> <li>• Delivers the best sound quality on the market to sweeten your ride courtesy of a built-in full range high-efficiency amplifier.</li> <li>• See table for installation location and requirements.</li> </ul>	
<b>LinQ 8 Gal (30 L) Cooler Box</b>	G2 (except 6x6 models), G2S	■ <b>715004778</b> • Black ■ <b>715004698</b> • Grey
	<ul style="list-style-type: none"> <li>• LinQ mounted for easy on, easy off installation.</li> <li>• Rotomoulded construction provides exceptional rigidity and durability.</li> <li>• Premium-quality foam insulation for optimal ice retention.</li> <li>• Integrated, fully-removable compartment protects food.</li> <li>• Robust rubber latches keep the cover tightly closed.</li> <li>• Weather-resistant.</li> <li>• Convenient drain plug.</li> <li>• See table for installation location and requirements.</li> </ul>	
<b>LinQ Premium Storage Bag by OGIO</b>	G2 (except 6x6 models), G2L, G2S	■ <b>715002923</b> • Black
	<ul style="list-style-type: none"> <li>• Tool-less installation and removal thanks to the LinQ system.</li> <li>• 17.2 gal (65 L) capacity semi-rigid cargo bag ideal for carrying anything you need on your vehicle.</li> <li>• Buckle and elastic closure with a rubber seal that prevents dust from entering the bag.</li> <li>• 3-section lid for partial or full access to your bag.</li> <li>• Inside separators for optimal bag organisation.</li> <li>• See table for installation location and requirements.</li> </ul>	
<b>LinQ Low Profile Basket</b>	G2, G2L (front only for MAX & 6x6 models), G2S	<b>715004282</b>
	<ul style="list-style-type: none"> <li>• Low profile, open basket increases cargo space.</li> <li>• Perfect for easy access to tools, rope, and winch accessories.</li> <li>• Multiple bungee cord and tie-down anchor points.</li> <li>• Made of impact-resistant injected polypropylene.</li> <li>• See table for installation location and requirements.</li> </ul>	
<b>LinQ Heavy-Duty Basket</b>	G2, G2L (front only for MAX & 6x6 models), G2S	<b>715001215</b>
	<ul style="list-style-type: none"> <li>• Made of high-strength, low-alloy steel.</li> <li>• LinQ mount for easy on, easy off installation.</li> <li>• Can be placed on both front and back racks of vehicle.</li> <li>• See table for installation location and requirements.</li> </ul>	




<b>Large Cargo Box</b>	G2, G2L (except 6x6)	<b>715007001</b>
 <ul style="list-style-type: none"> <li>• Rear bed to carry large items.</li> <li>• Anchor points (D-ring), LinQ fixtures for tool holder, and marks to allow the installation of a 16" accessory.</li> <li>• Also has a mat for the floor and slot to enable the installation of a divider, and a slot for a divider to close the recess on the rear vertical lip.</li> <li>• It is installed on ATV platforms through the LinQ system and hooks to make it easy to install and remove.</li> </ul>		


## LinQ HOLDERS


<b>LinQ Tool Holder</b>	G2, G2L, G2S	<b>715007358</b>
 <ul style="list-style-type: none"> <li>• Ultra-versatile tool holder.</li> <li>• Convenient swivel-latch allows tools to be stored in any orientation.</li> <li>• Sold in pairs.</li> <li>• G2S: LinQ Luggage Rack (715001734) is required for installation.</li> </ul>		


<b>LinQ Gear Grips</b>	G2, G2L, G2S	<b>715005340</b>
 <ul style="list-style-type: none"> <li>• Durable and flexible grips provide a custom fit for a variety of items from 1" to 4" (2.5 cm to 10 cm) in diameter.</li> <li>• Heavy-duty design for carrying bows, fishing poles, rakes, farm tools, and more.</li> <li>• Quick-release button opens grip quickly for easy access to gear.</li> <li>• Heavy-duty base system built for the toughest adventures.</li> <li>• Make transporting your tools a snap by combining the Gear Grips with the LinQ system.</li> <li>• 360° orientation.</li> <li>• Sold in pairs.</li> </ul>		

## LinQ MOUNTING

<b>LinQ Anchor Adapter Kit</b>	G2, G2S	<b>715004960</b>
 <ul style="list-style-type: none"> <li>• Allows the installation of accessories with 16" LinQ Base on LinQ racks.</li> <li>• Tool-less installation and removal.</li> <li>• For G2S, the LinQ Luggage Rack (715001734) is required for installation.</li> </ul>		



<b>LinQ Base</b>	G2L	<b>715002350</b>
 <ul style="list-style-type: none"> <li>• Made of glass fibre reinforced polypropylene.</li> <li>• Allows you to install LinQ accessories.</li> <li>• Sold in pack of 4.</li> </ul>		

<b>LinQ Lock</b>	G2, G2L, G2S	<b>860201968</b>
 <ul style="list-style-type: none"> <li>• Simple way to securely lock most LinQ accessories.</li> <li>• Lock cover protects lock from the elements.</li> <li>• Corrosion resistant.</li> <li>• Pack of 1, includes 2 keys.</li> <li>• Not compatible with LinQ 4.2 US Gal (16 L) Cooler, LinQ Tool Box, LinQ Tool Holder, and LinQ Gear Grips.</li> </ul>		

<b>LinQ Replacement Part</b>	<b>715010798</b>
 <ul style="list-style-type: none"> <li>• Unique mounting fastener usable on any LinQ system accessory.</li> <li>• Tool-less installation and removal.</li> <li>• Sold in pairs.</li> </ul>	

# RACKS & HOLDERS





<b>LinQ Rack Extension – 4" (10 cm)</b>	G2, G2S	<div> <div>715001711 • Silver</div> <div>715001665 • Black</div> </div>
 <ul style="list-style-type: none"> <li>• Fits front or rear.</li> <li>• Strong and durable.</li> <li>• Helps keep cargo securely in place.</li> <li>• Easy and tool-less installation thanks to the LinQ system.</li> <li>• Anti-corrosion coating with durable powder coat finish.</li> <li>• LinQ Luggage Rack (715001734) is required for G2S.</li> </ul>		
<b>LinQ Rack Extension – 6" (15 cm)</b>	G2, G2S	<div> <div>715001712 • Silver</div> <div>715001671 • Black</div> </div>
 <ul style="list-style-type: none"> <li>• Fits front or rear.</li> <li>• Strong and durable.</li> <li>• Helps keep cargo securely in place.</li> <li>• Easy and tool-less installation thanks to the LinQ system.</li> <li>• Anti-corrosion coating with durable powder coat finish.</li> <li>• LinQ Luggage Rack (715001734) is required for G2S.</li> </ul>		
<b>Rack Extension – 5" (13 cm)</b>	G2L	<b>715001913</b>
 <ul style="list-style-type: none"> <li>• Fits front or rear.</li> <li>• Made of carbon steel.</li> <li>• Provides tie-down points to secure cargo on racks.</li> <li>• Easy installation on tubular rack.</li> <li>• Anti-corrosion coating with durable powder coat finish.</li> </ul>		
<b>LinQ Luggage Rack</b>	G2S (except X mr models)	<b>715001734</b>
 <ul style="list-style-type: none"> <li>• Bolt-on rack.</li> <li>• Enables use of LinQ mounted accessories on the G2S.</li> </ul>		
<b>LinQ Base Plate</b>	G2L	<b>715007273</b>
 <ul style="list-style-type: none"> <li>• Enables use of 16" wide LinQ Base accessories on G2L to extend cargo options and journey opportunities.</li> <li>• Requires LinQ Base Kit (715008125).</li> </ul>		
<b>LinQ Base Plate</b>	G2S	<b>715007274</b>
 <ul style="list-style-type: none"> <li>• Enables use of 16" wide LinQ Base accessories on G2S to extend cargo options and journey opportunities.</li> <li>• Requires LinQ Base Kit (715008125).</li> </ul>		
<b>Gun Boot Rack</b>	G2L (MAX models only)	<b>715001919</b>
 <ul style="list-style-type: none"> <li>• Made of steel.</li> <li>• Designed for the tubular rack.</li> <li>• For use with Gun Boot 6.0 Impact by Kolpin.</li> <li>• Can be mounted to either side of the vehicle.</li> </ul>		
<b>Gun Boot 6.0 Impact<sup>†</sup> by Kolpin<sup>†</sup></b>	G2, G2L	<b>715001419</b>
 <ul style="list-style-type: none"> <li>• Extra room for pistol-grip-type weapons and small bipods.</li> <li>• Easily fits firearms up to 51" (130 cm) in total length.</li> <li>• Provides ample room for 2 3/4" (60 mm) scopes.</li> <li>• Hatchback design allows easy access.</li> <li>• Ergonomically designed handle and moulded attachment points for sling.</li> </ul>	<ul style="list-style-type: none"> <li>• Snap-close cover with locking capability.</li> <li>• Designed to accommodate left and right hand bolt-action rifles and shotguns.</li> <li>• Includes removable, shock absorbing foam, and nylon impact liner for superior interior protection.</li> <li>• Requires appropriate mounting kit for installation.</li> </ul>	
<b>LinQ Gun Boot Rack</b> (Not illustrated)	<div>G2 (except MAX, 6x6 &amp; X mr 1000)</div> <div>G2 (MAX &amp; X mr 1000 models only)</div>	<div><b>715002112</b></div> <div><b>715002113</b></div>
	<ul style="list-style-type: none"> <li>• This lightweight Gun Boot Rack can be mounted on either side of your Outlander using the tool-less LinQ system.</li> <li>• For use with Gun Boot 6.0 Impact by Kolpin.</li> </ul>	

<b>Multi-Fit Holder</b>	G2, G2L	<b>715002354</b> • Single <b>715001945</b> • Double
	<ul style="list-style-type: none"> <li>• Open U-shaped bracket for carrying tools (shovel, axe) and hunting weapons (rifle, bow) that are safely secured, but easily accessible.</li> <li>• Easy installation on tubular rack, extension racks, basket or bumpers.</li> </ul>	<ul style="list-style-type: none"> <li>• For G2, the LinQ Rack Extension (715001711) is required.</li> <li>• Sold in pairs.</li> </ul>
<b>Gear Grips</b>	G2L	<b>715001421</b>
	<ul style="list-style-type: none"> <li>• Durable, flexible grips cushion and protect while providing a custom fit for a variety of items from 1" to 4" (2.5 cm to 10 cm) in diameter.</li> <li>• Heavy-duty design for carrying bows, fishing poles, rakes, farm tools, and more.</li> <li>• Quick-release button opens grip quickly for easy access to gear.</li> </ul>	<ul style="list-style-type: none"> <li>• Heavy-duty base system built for the toughest adventures.</li> <li>• Easy installation on tubular racks, extension racks, brackets or bumpers.</li> <li>• Sold in pairs.</li> </ul>



# CARGO & STORAGE

<b>Hard Top</b>	G2 (6x6 models only)	<b>715002394</b>
	<ul style="list-style-type: none"> <li>• The hard top provides a 116 gal (440 L) cargo box.</li> <li>• Locking secures your belongings.</li> <li>• The cover raises assisted by gas cylinders.</li> </ul>	
<b>Cargo Box Pool</b>	G2L (6x6 models only)	<b>715005256</b>
	<ul style="list-style-type: none"> <li>• Transforms the flatbed into a large capacity cargo box for increased loading possibilities.</li> <li>• Made of durable formed HDPE and shaped to maximise cargo space.</li> <li>• Allows access to vehicle's water-resistant rear compartment.</li> <li>• Designed for perfect fit and easy installation.</li> </ul>	
<b>Tarpaulin</b>	G2 (6x6 models only)	<b>715002416</b>
	<ul style="list-style-type: none"> <li>• Fitted to cover all of the items in your cargo box completely.</li> <li>• Prevents splash from entering cargo box.</li> <li>• Easily removable for quick access.</li> </ul>	
<b>18 Gal (70 L) Utility Box</b>	G2 (6x6 models only)	<b>715001999</b>
	<ul style="list-style-type: none"> <li>• Wherever you go and whatever you do, this handy 18 gal (70 L) utility box is your mobile storage.</li> <li>• The lid keeps your equipment safe from the elements in all conditions.</li> <li>• Slides under the flatbed with handles for easy access.</li> </ul>	
<b>Cargo Box Net</b>	G2 (6x6 models only)	<b>715001371</b>
	<ul style="list-style-type: none"> <li>• Solid net designed to hook to the bottom of the cargo box for secure and compact confinement of your cargo.</li> </ul>	
<b>Soft Storage Bag</b>	G2, G2L, G2S	<b>715003759</b>
	<ul style="list-style-type: none"> <li>• 3-section bag.</li> <li>• Transport gear in a weatherproof bag.</li> <li>• 11.8 gal (45 L) capacity soft cargo bag designed with vehicle's rack in mind to maximise potential storage.</li> <li>• LinQ Luggage Rack (715001734) is required for G2S.</li> </ul>	
<b>Storage 2.6 Gal (10 L) Bag</b>		<b>269502121</b>
	<ul style="list-style-type: none"> <li>• Roll-top dry bag for fully protecting your cargo from the elements.</li> <li>• Fits in rear compartment of your vehicle.</li> </ul>	



# WINDSHIELDS

<b>Deluxe Fairing</b>	G2 (except X mr & 6x6), G2L	<b>715001232</b> • Black <b>715007073</b> • Tundra Green
 <ul style="list-style-type: none"> <li>• Innovative, richly featured wind protection.</li> <li>• Quick tool-less removal once base brackets are mounted on handlebar.</li> <li>• Two cup holders.</li> <li>• Ready for GPS mounting kit.</li> </ul>	<ul style="list-style-type: none"> <li>• Optional mirrors and auxiliary lighting.</li> <li>• Requires low, high or extra high windshield.</li> <li>• Tapered Handlebar Adapter Kit (715002470) is required for vehicles with 1½" (28 mm) tapered aluminum handlebars.</li> </ul>	
<b>Tapered Handlebar Adapter Kit</b> (Not illustrated)	Deluxe Fairing	<b>715002470</b>
	<ul style="list-style-type: none"> <li>• Required to install Deluxe Fairing on an Outlander X-TP and on any vehicle equipped with 1½" (28 mm) tapered aluminum handlebars.</li> </ul>	
<b>Extra High Windshield</b>	Deluxe Fairing	<b>715000936</b>
 <ul style="list-style-type: none"> <li>• 16" (41 cm) windshield provides the ultimate protection against the elements while touring.</li> <li>• For wind protection and winter applications.</li> <li>• Tool-less installation and replacement.</li> </ul>		
<b>High Windshield</b>	Deluxe Fairing	<b>715001211</b>
 <ul style="list-style-type: none"> <li>• 11" (28 cm) high, for wind protection and winter applications.</li> <li>• Tool-less installation and replacement.</li> </ul>		
<b>Low Windshield</b>	Deluxe Fairing	<b>715001227</b>
 <ul style="list-style-type: none"> <li>• 6" (15 cm) windshield allows you to keep your vehicle looking sporty while giving you some protection from the elements and the possibility of enjoying directional lighting.</li> <li>• Tool-less installation and replacement.</li> </ul>		


## ACCESSORIES

<b>Auxiliary Windshield Lighting</b>	Deluxe Fairing	<b>715003115</b>
 <ul style="list-style-type: none"> <li>• 2 premium LED spots for Deluxe Fairing for both increased output and directional lighting.</li> <li>• 1,800 lumens.</li> <li>• 2 x 10 W LED Cree light kit.</li> <li>• Long-range illumination up to 350' (107 m), drawing less than 1 amp per light.</li> </ul>		
<b>Deluxe Mirror Kit</b>	Deluxe Fairing	<b>715002353</b>
 <ul style="list-style-type: none"> <li>• Improved mounting system.</li> <li>• Wide rear view.</li> </ul>	<ul style="list-style-type: none"> <li>• Perfect fit with your Deluxe Fairing.</li> </ul>	


## WINDSHIELD KITS


<b>Extra High Windshield Kit</b>	G2, G2L, G2S (except X mr models)	<b>715003023</b>
 <ul style="list-style-type: none"> <li>• Made of polycarbonate with integrated vent to reduce air turbulence and rumble noise at high speeds for a quieter and smoother ride.</li> <li>• Quick tool-less removal once base brackets are mounted on handlebar.</li> <li>• Fits straight and tapered handlebars.</li> </ul>	<ul style="list-style-type: none"> <li>• Improved design for enhanced rigidity.</li> <li>• Steering Cover (709400939) is required for XT models.</li> <li>• 16" (41 cm) windshield.</li> <li>• For ultimate wind protection and winter applications.</li> </ul>	
<b>High Windshield Kit</b>	G2, G2L, G2S (except X mr models)	<b>715006382</b>
 <ul style="list-style-type: none"> <li>• Made of polycarbonate with integrated vent to reduce air turbulence and rumble noise at high speeds for a quieter and smoother ride.</li> <li>• Quick tool-less removal once base brackets are mounted on handlebar.</li> <li>• Fits straight and tapered handlebars.</li> </ul>	<ul style="list-style-type: none"> <li>• Improved design for enhanced rigidity.</li> <li>• Steering Cover (709400939) is required for XT models.</li> <li>• 11" (28 cm) windshield.</li> <li>• For wind protection and winter applications.</li> </ul>	





Low Windshield Kit	G2, G2L, G2S (except X mr models)	715003021
	<ul style="list-style-type: none"> <li>Made of polycarbonate with integrated vent to reduce air turbulence and rumble noise at high speeds for a quieter and smoother ride.</li> <li>Quick tool-less removal once base brackets are mounted on handlebar.</li> <li>Fits straight and tapered handlebars.</li> </ul>	<ul style="list-style-type: none"> <li>Improved design for enhanced rigidity.</li> <li>Steering Cover (709400939) is required for XT models.</li> <li>6" (15 cm) windshield.</li> <li>Allows you to keep your vehicle looking sporty while giving you some protection from the elements.</li> </ul>


# HANDLEBARS & MIRRORS

Handlebar Wind Deflectors	G2, G2L, G2S	
	<ul style="list-style-type: none"> <li>Rugged injected plastic construction with Can-Am logo.</li> <li>Include removable cap for air flow adjustment.</li> <li>Mounting kit sold separately.</li> </ul>	<ul style="list-style-type: none"> <li>715000525 • Black / Yellow</li> <li>715001706 • Black / Black</li> <li>715003811 • Can-Am Red / Black</li> <li>715003812 • Manta Green / Black</li> <li>715003814 • Octane Blue / Black</li> <li>715006118 • Viper Red / Black</li> </ul>


Passenger Wind Deflectors	G2 and G2L (MAX models only)	715001669
	<ul style="list-style-type: none"> <li>These wind deflectors fit on the passenger handles and provide greater comfort while riding.</li> <li>Easy to install and remove.</li> </ul>	

Full Wrap Aluminum Mounting Kit	G2, G2L, G2S	715001378
	<ul style="list-style-type: none"> <li>Lightweight black die cast aluminum construction.</li> <li>Includes complete hardware.</li> <li>Handlebar wind deflectors sold separately.</li> </ul>	


Aluminum Tapered Handlebar	G2, G2L, G2S	715000550
	<ul style="list-style-type: none"> <li>7/8" – 1 1/8" (22 mm – 28 mm) tapered handlebar made of 6061-T6 aluminum.</li> <li>Includes all hardware, centre steering foam, and cover.</li> </ul>	

Mirrors Left – 3/8" (10 mm)	G2, G2L, G2S	708200963
	<ul style="list-style-type: none"> <li>Adjustable handlebar mounted convex mirrors.</li> <li>The convex surface allows improved visibility with a wider field of view.</li> <li>Matte finish.</li> </ul>	<ul style="list-style-type: none"> <li>Stem includes 3/8" (10 mm) thread.</li> <li>Bracket (715000190) is required for installation on DS 450.</li> <li>Bracket not required for installation on Outlander and Renegade.</li> </ul>


Mirrors Right – 3/8" (10 mm) (Not illustrated)	G2, G2L, G2S	709400523
	<ul style="list-style-type: none"> <li>True vision surface 5" x 3" (13 cm x 8 cm).</li> <li>Matte finish.</li> <li>Stem includes 3/8" (10 mm) thread.</li> </ul>	<ul style="list-style-type: none"> <li>Bracket (715000190) required except for vehicles with right hand brake.</li> </ul>

Handlebar Mirrors	G2, G2L, G2S	715005366
	<ul style="list-style-type: none"> <li>Adjustable handlebar mounted convex mirrors.</li> <li>The convex surface allows improved visibility with a wider field of view.</li> <li>Doesn't require a windshield or fairing to be mounted.</li> <li>Works with all windshield options.</li> </ul>	

# SEATS

Outlander MAX Passenger Seat Kit	G2 2015 & up, G2L (MAX models only)	715002373
	<ul style="list-style-type: none"> <li>Perfect to replace used or damaged passenger's seat.</li> </ul>	

# HMWPE SKID PLATES



Our plastic plates glide smoothly and silently over obstacles, offering great protection in rough terrain. Made of ¼" (6 mm) thick abrasion-resistant thermoformed high molecular weight polyethylene (HMWPE).

- Lighter than aluminum.
- Superior stress crack resistance.
- High impact strength.

## OUTLANDER, RENEGADE

G2						G2L		G2S	
2016 & Prior		2017-2018		2019 & Up				2017-2018	2019-2022
Except MAX & X mr 1000R models	MAX & X mr 1000R models only	Except MAX & X mr 1000R models	MAX & X mr 1000R models only	Except MAX & X mr 1000R models	MAX & X mr 1000R models only	Except MAX models	MAX models only		


### HMWPE SKID PLATE PROTECTION KIT

715004214	715004215	715004209	715004210	715004806	715004807	715004211	715004212	715004213	715004809
-----------	-----------	-----------	-----------	-----------	-----------	-----------	-----------	-----------	-----------

### INDIVIDUAL HMWPE SKID PLATES

<b>1 A-Arm Protectors</b>	715002924	715002924	715002924	715002924	715004822	715004822	715002924	715002924	715002924	715004822
<b>2 Underbelly Plates</b> <i>Footwell portion not compatible with Renegade X mr</i>	715002926	715002927	715002926	715002927	715002926	715002927	715002928	715002929	715002974	715002974
<b>3 Trailing Arm Protectors</b>	-	-	715003466	715003466	715004823	715004823	715003466 (2015 to 2020 models only)	715003466 (2015 to 2020 models only)	715003466	715004823

# ALUMINUM SKID PLATES



For ultimate durability and strength, all our Aluminum Skid Plates are made with  $\frac{3}{16}$ " (4.5 mm) thick high strength 5052 H32 aluminum.

- Ultimate durability.
- High strength.

## OUTLANDER

G2						G2L	
2016 & prior		2017-2018		2019 & Up		Any Year	
Except MAX & X mr 1000R models	MAX & X mr 1000R models only	Except MAX & X mr 1000R models	MAX & X mr 1000R models only	Except MAX & X mr 1000R models	MAX & X mr 1000R models only	Except MAX models	MAX models only


### ALUMINUM SKID PLATE PROTECTION KIT

715002137	715002138	715004197	715004198	715004804	715004805	715004199	715004200
-----------	-----------	-----------	-----------	-----------	-----------	-----------	-----------

### INDIVIDUAL ALUMINUM SKID PLATES

<b>1</b> A-Arm Protectors	715001667	715001667	715001667	715001667	715004820	715004820	715001667	715001667
<b>2</b> Front Skid Plate	715000926	715000926	715000926	715000926	715000926	715000926	715001906	715001906
<b>3</b> Central Skid Plate	715002078	715002078	715002078	715002078	715002078	715002078	715002078	715002078
<b>4</b> Footwell Protector Plates	715000922	715000922	715000922	715000922	715000922 (except X mr 850 models)	715000922	715000922	715000922
<b>5</b> Trailing Arm Protectors	—	—	715008595	715008595	715004821	715004821	715008595	715008595
<b>6</b> Rear Differential Protectors	715000920	715000920	715000920	715000920	715000920	715000920	715000920	715000920
<b>7</b> Rear Skid Plate	715002028	715002029	715002028	715002029	715002028	715002029	715002028	715002029

# ALUMINUM SKID PLATES



For ultimate durability and strength, all our Aluminum Skid Plates are made with  $\frac{3}{16}$ " (4.5 mm) thick high strength 5052 H32 aluminum.

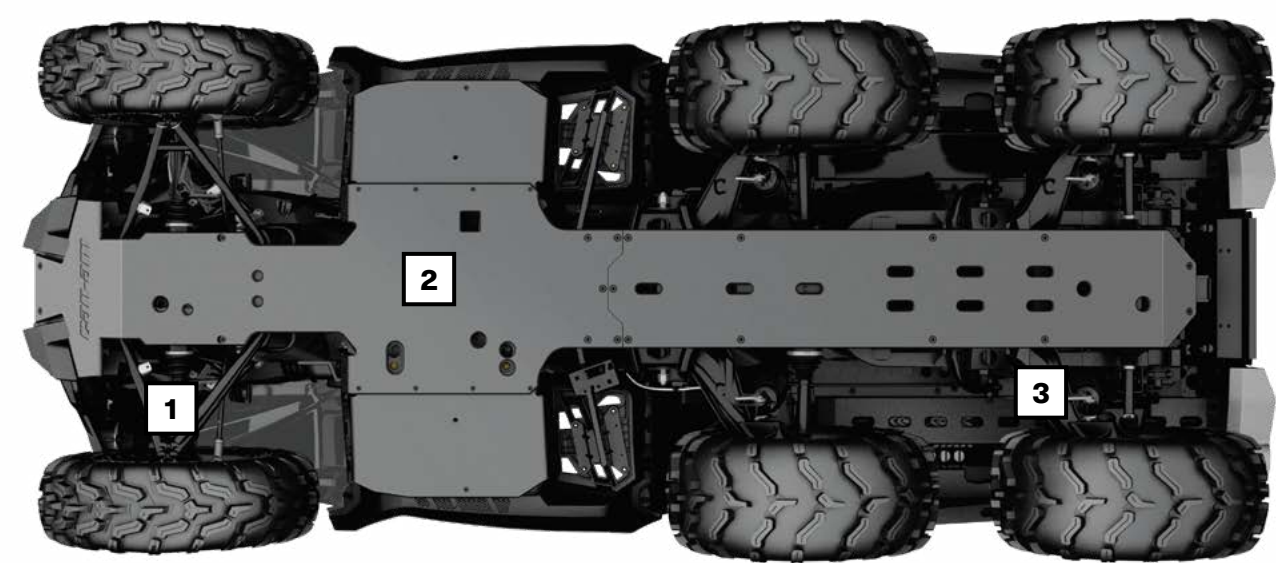
- Ultimate durability.
- High strength.

## RENEGADE

	G2S		
	2016 & Prior	2017-2018	2019-2022
<b>ALUMINUM SKID PLATE PROTECTION KIT</b>			
<i>Not compatible on X mr models</i>	715002139	715004201	715004808
<b>INDIVIDUAL ALUMINUM SKID PLATES</b>			
<b>1 A-Arm Protectors</b>	715001667	715001667	715004820
<b>2 Front Skid Plate</b>	715000925	715000925	715000925
<b>3 Central Skid Plate</b>	715002078	715002078	715002078
<b>4 Footwell Protector Plates</b> <i>Not compatible on X mr models</i>	715001359	715001359	715001359
<b>5 Trailing Arm Protectors</b>		715008595	715004821
<b>6 Rear Differential Protectors</b>	715000920	715000920	715000920
<b>7 Rear Skid Plate</b>	715002028	715002028	715002028



# HMWPE & ALUMINUM SKID PLATES



Our Plastic and Aluminum Plates glide smoothly and silently over obstacles, offering great protection in rough terrain.

**HMWPE**  
Made of ¼" (6 mm) thick abrasion resistant thermoformed high molecular weight polyethylene (HMWPE).  
• Lighter than aluminum.  
• Superior stress crack resistance.  
• High impact strength.

**ALUMINUM**  
Made with high strength ⅜" (4.5 mm) thick 5052 H32 aluminum.  
• Ultimate durability.  
• High strength.

## OUTLANDER G2L 6X6

### INDIVIDUAL HMWPE SKID PLATES

1	HMWPE A-Arm Protectors	715002924
2	HDPE Full Underbelly Skid Plate	715005259 (MAX only)
3	HMWPE Trailing Arm Protectors	-

### INDIVIDUAL ALUMINUM SKID PLATES

1	Aluminum A-Arm Protectors	715001667
2	Aluminum Full Underbelly Skid Plate	-
3	Aluminum Trailing Arm Protectors	715008595

# BUMPERS & GUARDS

## BUMPERS

### Expedition Front Bumper

G2, G2L (except X mr models & X xc models 2022 & up)

**715007233**



- Made of 1.5" profiled steel tubes for complete protection of the vehicle's front.
- Protects and doesn't obstruct the vehicle's headlights.
- Integrated mounting spots for lights.
- Inside and outside anticorrosion coating with a durable powder coat finish.

### Expedition Rear Bumper

G2, G2L

**715007234**



- Made of 1.5" profiled steel tubes for complete protection of the vehicle's rear.
- Protects and doesn't obstruct the vehicle's taillights.
- Inside and outside anticorrosion coating with a durable powder coat finish.
- G2 base and DPS rear bumper installation requires 705008164 and 705008165.

### X mr Front Bumper

G2S 2023 & up

**715008198**



- Enhanced vehicle front protection. Required as a mounting point for Radiator Relocator (715008898).

### XT Front Bumper

G2

**715004837**



- Provides additional protection against obstacles.
- Tough and durable, can be added on base Outlander model to convert vehicle into XT model.
- Standard on XT, XT-P, and Limited models.
- Large tube construction with textured black finish and metal corners.

### XT Rear Bumper

G2

**715004920**



- Provides additional protection against obstacles.
- Tough and durable, can be added on base Outlander model to convert vehicle into XT model.
- Standard on XT, XT-P, and Limited models.
- Large tube construction with textured black finish and metal corners.

### XT Front Bumper

G2L

**715001910**



- Winch compatible.
- Large tube construction.
- Protects vehicle against obstacles.
- Standard on XT models.

### XT Rear Bumper


G2L

**715001911**



- Large tube construction.
- Protects vehicle against obstacles.
- Standard on XT models.


<b>Extreme Front Bumper</b>	G2	<b>715001286*</b>
	G2L	<b>715004279</b>



- Ultra-sturdy build.
- Enhances front-vehicle protection.
- Compatible with XT Front Bumper.


*\*Not compatible with Front Hitch.*

<b>Rancher Rear Bumper</b>	G2, G2L (except 6x6 models)	<b>715003462</b>
----------------------------	-----------------------------	------------------



- Ideal for using your ATV within cattle herds and guarding the safety of both the vehicle and the animals.
- Coverage extends to provide an extra layer of defense to your taillights.
- Inside and outside anti-corrosion coating with durable powder coat finish.


<b>Renegade Extreme Front Bumper</b>	G2S 2022 and prior (except X mr models)	<b>715002469</b>
--------------------------------------	---	------------------



- Enhanced vehicle front protection.
- Required as a mounting point for Radiator Relocator (715008898).

## GUARDS


<b>Body Side Protector</b>	G2 2019 & up with XT Bumpers (except X mr, 6x6, and MAX models)	<b>715004940*</b>
----------------------------	---	-------------------



- The heavy-duty fender guard designed to pull double duty, protecting your ATV and also enhancing the look of your ATV.
- Made tough and designed to deliver a rugged appearance, this fender guard offers full side protection for farmer and forestry applications.
- Durable and bold 1.25" (3 cm) diameter steel-tube construction, with inside and outside anti-corrosion coating with durable powder coat finish.
- Not compatible with Self Clearing Footwell.
- XT Front and Rear Bumpers or Rancher Front and Rear Bumpers are required for installation.


*\*Not compatible with Front and Rear Rancher Bumpers.*

<b>Mud Flaps</b>	G2 (with stock fender flares)	<b>715007089</b>
------------------	-------------------------------	------------------



- Keep mud, snow, and debris out of cargo area and protect trailer and vehicles behind you.
- Add aesthetic appearance to your vehicle.
- Require stock fender flares.
- Sold in pairs.


<b>Fender Flares</b>	G2 2012-2018 (except with 30" tyres) (except 6x6 models)	<b>715001764*</b>
	G2 2019 & up (with 30" tyres) (except 6x6 models)	<b>715004250**</b>
	G2L	<b>715004487</b>



- Kit designed to deliver extra protection from dirt and debris, therefore a must if you enjoy riding in the mud.
- Made of injected plastic that hugs your vehicle fenders perfectly.
- Give vehicle added flair for that rugged cool look.
- Include front and rear extensions and all mounting hardware.

*\*Comes stock on G2 models 2019 & up (except X mr models).*  
*\*\*Standard on G2 X mr 1000R.*


<b>Fender Flare Extensions</b>	G2 (except 6x6 models)	<b>715005111*</b>
--------------------------------	------------------------	-------------------




- Block terrain debris from kicking up onto you as you ride or damaging your vehicle thanks to these extra-large Fender Flare Extensions, which also include mud flaps for added protection from mud/snow.
- Made of high molecular weight polyethylene (HMWPE) for advanced abrasion resistance.
- Include front and rear extensions.


*\*Must be used with Fender Flares for G2 (715001764).*

<b>Fender Flares</b>	G2S (except X mr models)	<b>705012695</b>
----------------------	--------------------------	------------------





- Integrated extended Fender Flares for sporty look and full body protection from dirt and water.
- Include front and rear extensions and all mounting hardware.

<b>Flatbed Protection Tubes</b>	G2 (6x6 models only)	<b>715002030</b>
	<ul style="list-style-type: none"> <li>Bolt-on bumpers for the sides of the 6x6 flatbed.</li> <li>Protect the exterior plastic components of the flatbed from rocks, trees, and other obstacles when traversing enclosed areas or loading cargo onto the bed.</li> </ul>	


<b>Flatbed Protection Tubes</b>	G2L (6x6 models only)	<b>715005266</b>
	<ul style="list-style-type: none"> <li>Bolt-on bumpers for the sides of the 6x6 flatbed.</li> <li>Protect the exterior plastic components of the flatbed from rocks, trees, and other obstacles when traversing enclosed areas or loading cargo onto the bed.</li> </ul>	


# LIGHTS & ELECTRICAL

<b>Integrated Heated Grips &amp; Thumb Throttle Combo</b>	G2, G2L, G2S (2024 & up)	<b>715009284</b>
	<ul style="list-style-type: none"> <li>Heat levels for grips and thumb displayed on vehicle screen.</li> <li>Ergonomic button integrated on LH grip.</li> <li>Single button for both grips and thumb heat selection.*</li> <li>Five temperature settings for the thumb and grips.</li> <li>Adjustable heat ratio between grip and thumb warmer.*</li> <li>Hold button to reach maximum heat quickly.</li> <li>Remembers your last heat setting.</li> </ul>	
	<ul style="list-style-type: none"> <li>IP67-rated waterproof sealing keeps the elements out.</li> <li>ECE compliant.</li> <li>Plug-and-play installation.</li> <li>Clamp-on grips, no glue required.</li> </ul> <p><i>* Models with touchscreen display provide enhanced user interface with independent grips and thumb heat level selection.</i></p>	

<b>Heated Grips &amp; Thumb Throttle Combo</b>	G2, G2L, G2S	<b>715003250</b> Not compatible with Intelligent Throttle Control (iTC)
	G2, G2L, G2S (2019 to 2021)	<b>715008739</b> Compatible with Intelligent Throttle Control (iTC)
	G2, G2L, G2S (2022 & up)	<b>715010553</b> Compatible with Intelligent Throttle Control (iTC)
	<ul style="list-style-type: none"> <li>LED dimmer facilitates reading temperature settings.</li> <li>4 temperature settings with individual controls for thumb and grips.</li> <li>Returns to previous heat setting.</li> </ul>	
	<ul style="list-style-type: none"> <li>One-touch shutdown.</li> <li>Wiring Cable (71004567) is required for installation on G2L models only.</li> </ul>	









<b>Wiring Cable</b> (Not illustrated)	G2L	<b>710004567</b>
<ul style="list-style-type: none"> <li>Required for installation of Heated Hand Grips and Throttle Combo.</li> </ul>		

<b>Heated Visor Outlet</b>	G2, G2L	<b>715001246</b>
	<ul style="list-style-type: none"> <li>Strategically positioned on vehicle to maintain your agility.</li> <li>Optional visor outlet that delivers fog-free riding.</li> <li>Quick and easy installation.</li> <li>Sold individually.</li> <li>Heated Visor not included.</li> </ul>	

<b>Heated Passenger Grips &amp; Visor Outlet</b>	G2, G2L (MAX models only)	<b>715008794</b>
	<ul style="list-style-type: none"> <li>Replace your stock passenger handles.</li> <li>Dual temperature switch integrated into seat arm for 3-zone heated handles and grips.</li> <li>Heated visor outlet integrated into seat arm.</li> </ul>	







USB Power Outlet Kit	G2, G2L, G2S	219400510
	<ul style="list-style-type: none"> <li>Recharges your electronic devices while riding* (smartphone, MP3, heating gear, etc.).</li> <li>Dual port USB connectors.</li> <li>Plug-and-play kit.</li> </ul> <p><i>* The power outlet is not capable of recharging all device types while riding.</i></p>	
Seat Heater	G2, G2L	715007211
	<ul style="list-style-type: none"> <li>25 W seat heater delivers chill-free riding comfort.</li> <li>One temperature only.</li> <li>Heated pad and electrical harness only.</li> <li>Heavy Duty Seat Cover (715007212) is required for the installation.</li> </ul>	
Bluetooth Handlebar Soundbar by MTX	G2, G2L, G2S	219400840
	<ul style="list-style-type: none"> <li>Bluetooth speaker with the unbeatable convenience of fingertip control.</li> <li>Rugged IP66-rated weather-resistant speaker designed for outdoor use.</li> <li>Driven by 150 watts of quality audio power.</li> <li>Seamless integration and operation from Bluetooth enabled devices.</li> </ul>	
Electronic Device Holder	G2, G2L (except 6x6 & X mr models)	715004919
	<ul style="list-style-type: none"> <li>Robust injected-polypropylene construction allows for the right fit and easy installation.</li> <li>Adjustable unit safely holds smartphones or small tablets with a length or width measuring between 2.9" (7.5 cm) and 5.1" (13.0 cm) with or without protective case.</li> <li>Integrated storage (0.6 gal / 2.1 L).</li> </ul>	
3.5" (9 cm) LED Lights (2 X 14 W) LED Driving Lights	G2, G2L (except X mr models)	715009775
	<ul style="list-style-type: none"> <li>14 W LED lights producing 1,260 lumens each.</li> <li>Equipped with 6 high power LEDs in a heavy-duty die cast aluminum housing.</li> <li>Features 2 attachment points — if one attachment point fails due to a collision, rotate to the next channel point and re-mount the light.</li> </ul>	
3.5" (9 cm) LED Flood Lights (2 X 14 W)	G2, G2L (except X mr models)	715009774
	<ul style="list-style-type: none"> <li>14 W LED lights producing 1,260 lumens each.</li> <li>Equipped with 6 high power LEDs in a heavy-duty die cast aluminum housing.</li> <li>Features 2 attachment points — if one attachment point fails due to a collision, rotate to the next channel point and re-mount the light.</li> </ul>	
4" (10 cm) Round LED Lights (2 x 25 W)	G2, G2L (except X mr models)	715002935
	<ul style="list-style-type: none"> <li>25 W LED spotlights.</li> <li>1,800 lumens.</li> <li>Rugged and waterproof.</li> <li>Includes basic wiring and switch.</li> <li>Can-Am branded grill.</li> </ul>	
10" (25 cm) Double Stacked LED Light Bar (60 W)	G2, G2L (except X mr models)	715002933
	<ul style="list-style-type: none"> <li>Equipped with twelve 5 W Cree LEDs.</li> <li>5,400 lumens.</li> <li>Packs a big punch for its size.</li> <li>Rugged and waterproof.</li> <li>Can be installed on front bumpers, sport roof and Bimini roof with sun visor.</li> </ul>	
Light Power Cable (Not illustrated)	G2, G2L	715007275
<ul style="list-style-type: none"> <li>Required for installation of the 10" (25 cm) Double Stacked LED Light Bar and the 3.5" (9 cm) and 4" (10 cm) LED Lights.</li> </ul>		




<b>Baja Designs High Beam Kit</b>	G2 (2022 and prior)	<b>715004284</b>
	<ul style="list-style-type: none"> <li>• Thanks to their direct bolt-on and plug-and-play installation right into the original high beam location, upgrading from your stock high beam lights to these powerful Baja Designs Squadron Pro LED Lights becomes child's play.</li> <li>• Each spot is equipped with 4 Cree LEDs producing 4,900 lumens at 40 watts.</li> <li>• Driving/Combo light pattern for smooth blend of light for both near field applications and distance.</li> </ul>	
<b>2" (5 cm) Square LED Lights (2 X 10 W)</b>	G2, G2L, G2S	<b>715004293</b>
	<ul style="list-style-type: none"> <li>• 2 x 900 lumens 10 W LED Cree light kit.</li> <li>• Long-range illumination up to 350' (107 m), drawing less than 1 amp per light.</li> <li>• Multi-Position Light Mount Kit is required for installation.</li> </ul>	
<b>Multi Position Light Mount Kit</b>	G2, G2L, G2S	<b>715004274</b>
	<ul style="list-style-type: none"> <li>• Multi-position plastic clamps that fit on various tubing sizes: 0.75" to 1.5" (19 mm to 38 mm).</li> <li>• Required for the installation of the 2" (5 cm) Square LED Lights (2 x 10 W).</li> <li>• Kit includes tube clamp mounts and power cables.</li> </ul>	
<b>RAM<sup>+</sup> LED Spotlight</b>	G2, G2L, G2S	<b>710005423</b>
	<ul style="list-style-type: none"> <li>• 540-lumen (9 W) heavy-duty LED spotlight standard-equipped with 1" (2.5 cm) diameter rubber-coated double ball and socket system.</li> </ul>	
<b>Quick Connect Cable with Battery Indicator</b>		<b>715006055</b>
	<ul style="list-style-type: none"> <li>• Quickly and easily connect and charge different batteries with your charger.</li> <li>• 3-colour LED indicator provides constant battery health indication.</li> <li>• Sold individually.</li> </ul>	
<b>Cellphone Holder</b>	G3, G3L	<b>715008786</b>
	<ul style="list-style-type: none"> <li>• Water resistant door allows for perfect phone positioning.</li> <li>• Features capacitive and resistive touchscreen technology.</li> <li>• Spring system in back plate automatically adjusts for thickness.</li> <li>• Fits all cellphones within 7.2" (185 mm) x 3.3" (85 mm) x 0.6" (15 mm) dimensions.</li> <li>• Works with almost all charger wires.</li> <li>• Does not include cellphone or charging wires.</li> <li>• Requires the RAM Mount for Cellphone Holder (715001985) or the Console Extension (715005368) for installation.</li> <li>• If installed on the Console Extension, the Console Extension USB Power Outlet (715008750) is required to charge cellphone.</li> <li>• If installed on the Console Extension, Driver Full Wrap Handguards are incompatible.</li> </ul>	
<b>RAM Mount for Cellphone Holder</b>	G2, G2L, G2S	<b>715001985</b>
	<ul style="list-style-type: none"> <li>• Convenient bracket for installing the Cellphone Holder (715008786) (not included) onto your unit's handlebar.</li> </ul>	
<b>Digitally Encoded Security System (D.E.S.S.<sup>™</sup>) Green Key</b>	G2, G2S (2018 & up)	<b>710005232</b>
	<ul style="list-style-type: none"> <li>• Anti-theft technology, Digitally Encoded Security System (D.E.S.S.<sup>™</sup>) key snaps easily on the vehicle and provides riders with easy and quick starts every time.</li> <li>• The key communicates with the vehicle wirelessly so the vehicle starts only when the key code matches the vehicle, for ultimate peace of mind.</li> <li>• One vehicle/one code.</li> <li>• The Programmable D.E.S.S.<sup>™</sup> Key can also be programmed in 3 modes: <ul style="list-style-type: none"> <li>• Work mode: Limits vehicle speed to 40 kph but does not limit engine torque.</li> <li>• Normal mode: Limits vehicle speed to 70 kph and 50% torque reduction.</li> <li>• Performance mode: No restrictions.</li> </ul> </li> </ul>	







# WINCHES

## CAN-AM HD WINCHES



Can-Am HD 2500 Winch	G2, G2L	715006414
	<ul style="list-style-type: none"> <li>Heavy-duty four-way roller fairlead.</li> <li>Ergonomic clutch handle.</li> <li>Rugged all-steel gears and bushings provide more torque and longer life.</li> <li>Automatic 100% load-holding brake.</li> <li>Sealed solenoid for all-weather protection.</li> <li>Wired Remote Control sold separately.</li> </ul>	<ul style="list-style-type: none"> <li>Plug-and-play wiring and attachment brackets.</li> <li>Weather-sealed handlebar-mounted switch.</li> <li>Pulling strength capability of 2,500 lb (1,134 kg).</li> <li>50 ft. of <math>\frac{3}{16}</math>" (15.2 m of 4.8 mm) wire steel cable.</li> </ul>
Can-Am HD 3500 Winch	G2, G2L	715006415
	<ul style="list-style-type: none"> <li>Heavy-duty four-way roller fairlead.</li> <li>Ergonomic clutch handle.</li> <li>Rugged all-steel gears and bushings provide more torque and longer life.</li> <li>Automatic 100% load-holding brake.</li> <li>Sealed solenoid for all-weather protection.</li> <li>Wired Remote Control sold separately.</li> </ul>	<ul style="list-style-type: none"> <li>Plug-and-play wiring and attachment brackets.</li> <li>Weather-sealed handlebar-mounted switch.</li> <li>Pulling strength capability of 3,500 lb (1,588 kg).</li> <li>50 ft. of <math>\frac{7}{32}</math>" (15.2 m of 5.4 mm) wire steel cable.</li> </ul>
NEW Can-Am HD 2500 Winch	G2S 2023 & up	715008140
	<ul style="list-style-type: none"> <li>Heavy-duty four-way roller fairlead.</li> <li>Ergonomic clutch handle.</li> <li>Rugged all-steel gears and bushings provide more torque and longer life.</li> <li>Automatic 100% load-holding brake.</li> <li>Sealed solenoid for all-weather protection.</li> </ul>	<ul style="list-style-type: none"> <li>Wired Remote Control sold separately.</li> <li>Weather-sealed handlebar-mounted switch.</li> <li>Wire Harness (715007746) required for G2.</li> <li>Wire Harness (715002453) required for G2L.</li> </ul>
NEW Can-Am HD 3500 Winch	G2S 2023 & up	715008141
	<ul style="list-style-type: none"> <li>Heavy-duty four-way roller fairlead.</li> <li>Ergonomic clutch handle.</li> <li>Rugged all-steel gears and bushings provide more torque and longer life.</li> <li>Automatic 100% load-holding brake.</li> <li>Sealed solenoid for all-weather protection.</li> </ul>	<ul style="list-style-type: none"> <li>Wired Remote Control sold separately.</li> <li>Weather-sealed handlebar-mounted switch.</li> <li>Wire Harness (715007746) required for G2.</li> <li>Wire Harness (715002453) required for G2L.</li> </ul>

## WINCH ACCESSORIES

Wireless Winch Remote	Can-Am HD Winches	715008286
	<ul style="list-style-type: none"> <li>On / Off and Winch In / Winch Out buttons with LED indicator light.</li> <li>Large Winch In / Winch Out buttons for easy activation with gloves.</li> <li>Ergonomic remote handle shape with a trigger-like holding protrusion.</li> <li>Quick and easy to install, thanks to a wiring harness with an integrated antenna and all necessary mounting hardware.</li> </ul>	<ul style="list-style-type: none"> <li>Allows you to operate your winch from anywhere within a 50' (15.2 m) radius, increasing your recovery options.</li> <li>All components are IP67 sealing rated.</li> <li>Dash and handlebar mounting options.</li> <li>Compatible with all Can-Am HD winches.</li> </ul>
Wired Remote Control	<div>WARN Winches</div> <div>Can-Am HD Winches (715006414 &amp; 715006415)</div> <div>Can-Am HD Winches (715008140 &amp; 715008141)</div>	<div>715006378</div> <div>715006555</div> <div>715008121</div>
	<ul style="list-style-type: none"> <li>This kit allows owners to add a handheld remote to their winch or stock winch.</li> <li>Works with the handlebar-mounted switch.</li> </ul>	<ul style="list-style-type: none"> <li>Wired Remote and Remote Socket included.</li> <li>10 ft. wire.</li> </ul>
Winch Accessories Kit		715002409
	<ul style="list-style-type: none"> <li>Get the most out of your winch.</li> <li>Double your pulling power, change your pulling direction, and keep your winch in proper working order.</li> <li>Includes tree straps, snatch block, shackle, and winching gloves.</li> </ul>	




<b>WARN Hawse Fairlead</b>	WARN Winches	<b>715007698</b>
	<ul style="list-style-type: none"> <li>• Double powder-coated construction.</li> <li>• Required to use the Synthetic Winch. Cable (715004254) on WARN winches.</li> <li>• To be used with synthetic winch cables only.</li> </ul>	
<b>Roller Fairlead</b>	WARN Winches Can-Am HD Winch	<b>715007699</b> <b>710007459</b>
	<ul style="list-style-type: none"> <li>• Features top, bottom, and side rollers for less cable wear and smoother operation from any direction for easier winching.</li> </ul>	
<b>Hook with Safety Latch &amp; Strap Kit</b> (Not illustrated)	Can-Am HD Winches	<b>705014949</b>
<ul style="list-style-type: none"> <li>• Heavy-duty winch-rope hook with stainless steel snap.</li> <li>• Includes a nylon safety strap.</li> </ul>		
<b>Replacement Wire Rope – Can-Am HD Winch</b>		<b>705014983</b> <b>705014984</b>
	<ul style="list-style-type: none"> <li>• Play it safe, always carry a replacement wire rope.</li> <li>• 2,500 lb (1,134 kg) pulling strength with 50 ft of <math>\frac{3}{16}</math>" (15.2 m of 4.8 mm) wire rope for 705014983.</li> <li>• 3,500 lb (1,588 kg) pulling strength with 50 ft of <math>\frac{7}{32}</math>" (15.2 m of 5.5 mm) wire rope for 705014984.</li> </ul>	
<b>Replacement Wire Rope – ATV WARN Winches</b>		<b>715006256</b>
	<ul style="list-style-type: none"> <li>• Play it safe, always carry a replacement wire rope.</li> <li>• 3,500 lb (1,588 kg) pulling strength.</li> <li>• 50 ft. of <math>\frac{7}{32}</math>" (15.2 m of 5.5 mm) aircraft grade steel wire.</li> </ul>	
<b>Synthetic Winch Cable</b>	ATV WARN Winches	<b>715004254</b>
	<ul style="list-style-type: none"> <li>• Easier to manipulate than steel cable.</li> <li>• Replaces the original cable on any factory installed WARN winch or sold as an accessory by BRP.</li> <li>• Kit includes synthetic rope and rock guard sleeve.</li> <li>• Always use with the new Hawse Fairlead (715007698).</li> <li>• 50 ft. (15.2 m) of <math>\frac{3}{16}</math>" (15.2 m of 4.8 mm) synthetic rope.</li> <li>• 3,500 lb (1,588 kg) pulling strength.</li> </ul>	
<b>Winch Mounting Plate</b>	G2S 2022 & prior	<b>715000927</b>
	<ul style="list-style-type: none"> <li>• Adds functionality to your Renegade.</li> <li>• Fits Can-Am winches by WARN.</li> </ul>	
<b>Winch Wire Harness</b> (Not illustrated)	G2 2021 & up, G2S 2021 & up, and G2L	<b>715002453</b>
<ul style="list-style-type: none"> <li>• Required plug-and-go wiring to install WARN winch only.</li> <li>• Not required for Can-Am HD winches.</li> </ul>		

# HITCHES

HITCHES		
<b>Rear Hitch</b>	G2, G2L (except 6x6 models), G2S	<b>715001925</b>
	<ul style="list-style-type: none"> <li>• E-coat finish.</li> <li>• Fixed hitch ball mounting bracket.</li> <li>• Provides fixed mounting point for trailer ball to provide vehicle with towing capabilities.</li> <li>• This hitch offers 1,300 lb (590 kg) of towing capacity.</li> <li>• Hitch ball not included.</li> </ul>	
<b>Front and Rear Hitch Drawbar</b>	G2, G2L, G2S	<b>715008350</b>
	<ul style="list-style-type: none"> <li>• Standard on 2" (5 cm) receiver hitch.</li> <li>• It offers 1,650 lb (750 kg) of towing capacity.</li> <li>• Hitch ball not included.</li> <li>• Forged steel.</li> </ul>	








## HITCH ACCESSORIES

<b>Rear Receiver Hitch</b>	G2S 2012 with 800R or 1000 engines G2S 2013 & up, G2L & G2	<b>715005186</b>
	<ul style="list-style-type: none"> <li>E-coat finish.</li> <li>Does not affect ground clearance.</li> <li>Trailer ball not included.</li> <li>On 4x4 use, this hitch offers 1,500 lb (680 kg) of towing capacity.</li> <li>On 6x6 use, this hitch offers 1,654 lb (750 kg) of towing capacity.</li> <li>Not compatible with G2L models with Rear Skid Plates.</li> </ul>	
<b>Front Receiver Hitch</b>	G2	<b>715000921</b>
	<ul style="list-style-type: none"> <li>Front receiver hitch for Outlander with or without a winch.</li> <li>This hitch offers 1,300 lb (590 kg) of towing capacity.</li> <li>Allows you to maneuver your trailer easily in tight, confined areas.</li> <li>Hitch bar sold separately.</li> <li>Not compatible with Extreme Front Bumper or Rancher Bumper.</li> </ul>	
<b>Rubber Receiver Plug</b>		<b>705204503</b>
	<ul style="list-style-type: none"> <li>Rubber cap for 2" (5 cm) hitch receiver.</li> </ul>	


# PERFORMANCE

## PERFORMANCE










<b>Renegade Snorkel Kit</b>	G2S (2021 & up)	<b>715007083</b>
	<ul style="list-style-type: none"> <li>Comprehensive kit.</li> <li>Extended air intakes and CVT exhaust.</li> <li>CVT outlet integrates into pod cover.</li> <li>Ideal for muddy conditions.</li> </ul>	
<b>Renegade Radiator Relocator Kit</b>	G2S (2023 & up) G2S (2022 & prior)	<b>715008898</b> <b>715001929</b>
	<ul style="list-style-type: none"> <li>Relocates radiator to top mount position.</li> <li>Prevents cooling performance loss in muddy conditions.</li> <li>Uses existing radiator.</li> <li>Includes support, hardware, and hoses.</li> <li>Engineered for easy cooling system bleeding and maintenance.</li> <li>Radiator not included.</li> <li>Renegade Extreme Front Bumper (715002469) required for G2S 2022 and prior or X mr Front Bumper (715008198) required for 2023 and up for installation.</li> </ul>	
<b>Mud Strap</b>	G2, G2L, G2S	<b>715003053</b>
	<ul style="list-style-type: none"> <li>Convenient sturdy grab-handle.</li> <li>Lets drivers redistribute their weight for improved traction in demanding conditions.</li> </ul>	
<b>Radiator Protector</b>	G2, G2S (except G2S with 500 engine)	<b>715001744</b>
	<ul style="list-style-type: none"> <li>Metal shield that mounts over radiator face, providing protection from stones and branches.</li> </ul>	
<b>Outlander Snorkel Kit</b>	G2 2015 & up, G2L (except X mr & 6x6 models)	<b>715005999</b>
	<ul style="list-style-type: none"> <li>Comprehensive kit.</li> <li>Extended air intakes and CVT exhaust.</li> <li>CVT outlet integrates into pod cover.</li> <li>Must be installed on a vehicle without XT Handlebar Protector Kit.</li> <li>Ideal for muddy conditions.</li> <li>Not compatible with windshields.</li> </ul>	

<b>Outlander Snorkel Kit</b>	G2 (X mr models only), G2L (X mr models only)	<b>715002518</b>
	<ul style="list-style-type: none"> <li>• Comprehensive kit.</li> <li>• Extended air intakes and CVT exhaust.</li> <li>• CVT outlet integrates into pod cover.</li> <li>• Must be installed on a vehicle without XT Handlebar Protector Kit.</li> <li>• Ideal for muddy conditions.</li> </ul>	<ul style="list-style-type: none"> <li>• Not compatible with windshields.</li> <li>• Raised horn only.</li> <li>• Provides higher intake.</li> <li>• For best fit and finish, appropriate gauge support is required.</li> </ul>
<b>Outlander Radiator Relocator Kit</b>	G2, G2L (except X xc 2022 & up and 6x6 models)	<b>715001930</b>
	<ul style="list-style-type: none"> <li>• Relocates radiator to top mount position.</li> <li>• Prevents cooling performance loss in muddy conditions.</li> <li>• Uses existing radiator.</li> <li>• Includes support, hardware, and hoses.</li> </ul>	<ul style="list-style-type: none"> <li>• Engineered for easy cooling system bleeding and maintenance.</li> <li>• Radiator not included.</li> </ul>
<b>X mr Traction Plates</b>	G2 (MAX models only), G2L	<b>715001752</b>
	<ul style="list-style-type: none"> <li>• Provide extra foot grip for driver when riding in extreme mud conditions.</li> <li>• Help driver maintain ideal riding position to maximise vehicle traction.</li> <li>• Made of aluminum.</li> <li>• Not meant for a passenger.</li> </ul>	
<b>Self-Clearing Footwells</b>	G2 2015 & up, G2L	<b>715004759</b>
	<ul style="list-style-type: none"> <li>• Made from aluminum.</li> <li>• Replace original footwells.</li> <li>• Feature large evacuation ports to avoid mud and snow accumulation in footwells.</li> </ul>	<ul style="list-style-type: none"> <li>• Aggressive design for improved traction.</li> <li>• Not compatible with Body Side Protectors.</li> <li>• Sold in pairs.</li> </ul>
<b>Footpeg Kit</b>	G2, G2L	<b>715001131</b>
	<ul style="list-style-type: none"> <li>• Provides maximum integrated grip and more stability during vigorous riding.</li> <li>• Kick-up end generates added grip during hard cornering.</li> <li>• Made of aluminum.</li> <li>• Sold in pairs.</li> </ul>	
<b>Foam Air Filter by Twin Air†</b>	G2, G2S, G2L	<b>715001333</b>
	<ul style="list-style-type: none"> <li>• Maximises performance by increasing air flow throughout RPM range.</li> <li>• Maintenance-friendly, i.e., just wash, re-oil, and re-use after riding in severely dusty/muddy environments.</li> </ul>	
<b>Heavy-Duty Springs</b>	G2 2012-2018 (Base model, DPS, XT, X mr with 650 engine only & Limited – except 6x6) G2S (Base model with 500 & 570 engines only)	<b>715003199</b> • Front
	G2 2012-2018 (Base model, DPS, XT & X mr with 650 engine only – except 6x6) G2S (Base model with 500 & 570 engines only)	<b>715003200</b> • Rear
	G2 2019 & up (Base, DPS & XT models, except 6x6)	<b>715005159</b> • Front & Rear
		<ul style="list-style-type: none"> <li>• Heavy-duty springs provide enhanced stiffness.</li> <li>• Perfect for snow clearing and hauling heavy loads.</li> <li>• Improve handling.</li> <li>• Standard on Outlander PRO models.</li> </ul>
<b>Front Shock Covers</b>	G2, G2L, G2S	<b>715500301</b>
	<ul style="list-style-type: none"> <li>• Feature ventilation holes.</li> <li>• Offer added protection in rough terrain and weather conditions.</li> <li>• Sold in pairs.</li> </ul>	

## EMERGENCY ACCESSORIES

<b>Emergency Kit</b>	<b>715006102</b>
	<ul style="list-style-type: none"> <li>• Complete emergency kit provides all essential equipment and supplies to get out of most unfavorable situations powersport enthusiasts may find themselves in.</li> <li>• Includes jumper cables, air compressor, tyre-repair kit, first-aid kit, ratchet tie-down, duct tape, 3,300 lb (1,500 kg) tow strap, zip ties, and cloth rags.</li> </ul>

# COVERS, DECALS & ADD-ONS

<b>Trailer Cover</b>	G2 (except MAX models)	<b>715001737</b>
	G2 (MAX and X mr 1000R models only)	<b>715001736</b>
	G2L (except MAX models)	<b>715002026</b>
	G2L (MAX models only)	<b>715002025</b>
 <ul style="list-style-type: none"> <li>• Heavy-duty canvas made of UV-resistant solution-dyed polyester.</li> <li>• Protect windshield and coloured panels from abrasion.</li> <li>• All high-abrasion areas are reinforced with a double canvas layer.</li> <li>• Opening for fuel cap access.</li> <li>• Weather-resistant trailering cover protects your vehicle during transportation.</li> <li>• Quick and easy installation.</li> <li>• Designed to perfectly fit your vehicle with or without Can-Am accessories.</li> </ul>		
<b>Heavy-Duty Seat Cover</b>	G2, G2L	<b>715007212</b>
 <ul style="list-style-type: none"> <li>• Heavy-duty materials to cover and protect the seat.</li> <li>• Abrasion- and tear-resistant.</li> <li>• Simply installs by stretching around the original seat; the elastic holds the cover securely in place.</li> </ul>		
<b>Storage Cover</b>	G2, G2L, G2 X mr (except 1000), G2L X mr, G2S, G2S X mr	<b>715001720</b>
	G2, G2L (MAX and X mr 1000R models only)	<b>715001668</b>
 <ul style="list-style-type: none"> <li>• Weather-resistant storage covers.</li> <li>• For vehicle storage only.</li> <li>• UV-resistant solution-dyed polyester construction.</li> <li>• Quick and easy installation.</li> <li>• Designed to perfectly fit your vehicle with or without Can-Am accessories.</li> </ul>		
<b>Flag</b>		 <b>715000277</b> • Yellow
 <ul style="list-style-type: none"> <li>• Make sure everyone knows what you're riding.</li> <li>• Perfect for the dunes and new riders.</li> <li>• 8-ft. (2.4 m) length.</li> <li>• Includes Flag Mount (715000127).</li> </ul>		
<b>Bolt-On† Retractable Ratcheting Tie-Downs</b>		<b>295100737</b>
 <ul style="list-style-type: none"> <li>• Perfect for transporting your powersport vehicle or securing loads.</li> <li>• Mount easily; bolt on any flat surface (e.g., truck bed or frame).</li> <li>• 1" x 6' (2.5 cm x 1.8 m) tie-down strap with heavy-duty stitching that delivers a 500 lb (226 kg) working load strength and 1,500 lb (680 kg) break strength.</li> <li>• Convenient retractable push button automatically slackens, spools, and stores away strap, while the ratchet mechanism tightens the strap snugly to secure your vehicle or load into place.</li> <li>• Rubber ratcheting handle provides firm grip, and the hook is vinyl coated to protect whatever surface it hooks into.</li> <li>• Sold in pairs.</li> </ul>		
<b>Ratchet Tie-Downs</b>		 <b>715008309</b> • Black/Grey
 <ul style="list-style-type: none"> <li>• 400 lb (181 kg) safe working load.</li> <li>• 1" x 10' (2.5 cm x 3 m) strap with Can-Am, Sea-Doo, and Ski-Doo logos.</li> <li>• Deluxe ratchet with rubber handle.</li> <li>• Coated S hooks.</li> <li>• Pack of 2.</li> </ul>		
<b>Heavy-Duty Ratchet Tie-Down</b>		<b>715008308</b>
 <ul style="list-style-type: none"> <li>• 1,000 lb (454 kg) safe working load.</li> <li>• 1.5" x 6' (38 mm x 1.8 m) strap with BRP brands.</li> <li>• Deluxe ratchet with rubber handle.</li> <li>• Black-coated clip hooks.</li> <li>• 12" (30 cm) webbing included.</li> <li>• Pack of two.</li> </ul>		
<b>Shifter Lock</b>	G2, G2L	<b>715007337</b>
 <ul style="list-style-type: none"> <li>• Secure the vehicle's shifter by locking it in position.</li> <li>• Prevents the vehicle from going into neutral without the lock key.</li> </ul>		
<b>Lockable Gas Tank Cap</b>	G2, G2L, G2S	<b>860200387</b>
 <ul style="list-style-type: none"> <li>• Protects your fuel.</li> <li>• Meets EPA requirements.</li> </ul>		
<b>License Plate Bracket</b>	G2S	<b>715001401</b>
 <ul style="list-style-type: none"> <li>• Provides specific area to install license plate.</li> <li>• Mounts to rear of vehicle.</li> </ul>		





# **ATV G3 & G3L ACCESSORIES**






# LINQ SYSTEM

Your ATV is your workhorse and your ticket to adventure. Unlock its full potential with the LinQ system. Easily secure and unload your gear: no fuss, no tools, just ride.

## A NEW WAY TO LOCK IN

### LinQ SLIDING BASE

Available for the 2026 Outlander 6x6, the new Sliding LinQ Base features a two-part design: a low-profile mount plate stays out of the way, while the sliding base clips in instantly when you need it.



### LinQ SYSTEM

fits medium to heavy accessories with two base sizes: 16" bases for standard mounts and 36" bases that unlock optimal load capacity.

### LinQ LITE

is designed for compact, on-the-go storage (max. 4.5 lb (2 kg) per latch). It lets you mount accessories to rails or vertical surfaces.

# LINQ ACCESSORIES: EASY ON, EASY OFF CARGO



- No tools needed: Quickly install and remove accessories by hand.
- Equip your Can-Am vehicle for specialised tasks in no time.
- Sturdy mounting system that holds up to the roughest terrain.

**G3**

G3									
LinQ ACCESSORIES WITH 16" BASE		1 Front Cargo Compartment	2 Front Rack	3 Rear Cargo Compartment	4 Rear Rack	LinQ Can Stack on Top			
	<b>NEW LinQ Rigid Cooler (18 L)</b> 715010491	YES, with LinQ Base Installation Kit <b>860201806</b> Must be installed inside* the front cargo compartment	NO	YES, with LinQ Base Installation Kit <b>860201806</b>	NO	NO			
	<b>LinQ Tool Box</b> 715008111	YES, with LinQ Base Installation Kit <b>860201806</b> Can be installed inside* or on the front cargo compartment.							
	<b>LinQ SR 5.5 Gal (21 L) Bag</b> 860202449	YES, with LinQ Base Installation Kit <b>860201806</b> Must be installed on the front cargo compartment lid only.							
	<b>LinQ 4.5 Gal (17 L) Sport Bag</b> 860202447	YES, with LinQ Base Installation Kit <b>860201806</b> Can be installed inside* or on the front cargo compartment.							
	<b>NEW LinQ 5.3 Gal (20 L) Semi-Rigid Cooler</b> 295101252								
	<b>LinQ 2.6 Gal (10 L) Modular Cargo Box</b> 715005494					YES			
	<b>LinQ 5 Gal (20 L) Modular Cargo Box</b> 715007112					NO			
	<b>LinQ 7.8 Gal (30 L) Modular Cargo Box</b> 715006830					NO			
	<b>LinQ Tool Kit</b> 715006829	YES							
	<b>LinQ 10.6 Gal (40 L) Roll-Top Bag</b> 715008110	YES, with LinQ Base Installation Kit <b>860201806</b> Must be installed on the front cargo compartment lid only.		NO		NO			
	<b>LinQ Fuel Caddy - 4 Gallons</b> 860202246	YES, with LinQ Base Installation Kit <b>860201806</b> Must be installed inside* the front cargo compartment only.					NO	NO	
	<b>LinQ Oil Caddy - 1 Gallon</b> 860202445	YES, with LinQ Base Installation Kit <b>860201806</b> Must be installed on the front cargo compartment lid.							
	<b>LinQ Gun Case</b> 715009240								
LinQ ACCESSORIES WITH 36" BASE		Front Cargo Compartment	Front Rack	Rear Cargo Compartment	Rear Rack	LinQ Can Stack on Top			
	<b>LinQ Cargo Basket (90 L)</b> 715010173	NO	YES	NO	YES	NO			
	<b>LinQ Cargo Box (90 L)</b> 715005272	YES			NO				
	<b>LinQ Cargo Box (53 L)</b> 715010172	NO	NO		YES, remove the rear rack for installation.	YES	YES		
	<b>LinQ Low Profile Box (63 L)</b> 715007827			YES		NO		YES	NO
	<b>LinQ Trunk Box (145 L)</b> 715009471								
	<b>LinQ Trunk Box (87 L) - G3</b> 715009499								
	<b>LinQ 9.2 Gal (35 L) Cooler</b> 715006998								
	<b>LinQ Gun Case</b> 715009240		YES	NO					
LinQ HOLDERS AND RACKS		Front Cargo Compartment	Front Rack	Rear Cargo Compartment	Rear Rack	LinQ Can Stack on Top			
	<b>LinQ Gear Grips</b> 715005340	YES, with LinQ Base Installation Kit <b>860201806</b>	YES	YES, with LinQ Base Installation Kit <b>860201806</b>	YES	NO			
	<b>LinQ Tool Holder</b> 715007358								
	<b>LinQ Chainsaw Holder</b> 715004975	YES	NO	NO	NO				
	<b>LinQ Front Rack Extension</b> 715009281	NO	YES		YES				
	<b>LinQ Rear Rack Extension</b> 715009475		NO		YES				

\*Removal of front cargo compartment lid is required.

# LINQ ACCESSORIES: EASY ON, EASY OFF CARGO



- No tools needed: Quickly install and remove accessories by hand.
- Equip your Can-Am vehicle for specialised tasks in no time.
- Sturdy mounting system that holds up to the roughest terrain.

## G3L

G3L		1	2	3	4	LinQ Can Stack on Top	
LinQ ACCESSORIES WITH 16" BASE		Front Cargo Compartment	Front Rack	Rear Cargo Compartment	Rear Rack		
	<b>NEW LinQ Rigid Cooler (18 L)</b> 715010491	YES, with LinQ Base Installation Kit <b>860201806</b> Must be installed inside* the front cargo compartment	NO	YES, with LinQ Base Installation Kit <b>860201806</b>	NO	NO	
	<b>LinQ Tool Box</b> 715008111	YES, with LinQ Base Installation Kit <b>860201806</b> Can be installed inside* or on the front cargo compartment.					
	<b>LinQ SR 5.5 Gal (21 L) Bag</b> 860202449	YES, with LinQ Base Installation Kit <b>860201806</b> Must be installed on the front cargo compartment lid only.					
	<b>LinQ 4.5 Gal (17 L) Sport Bag</b> 860202447	YES, with LinQ Base Installation Kit <b>860201806</b> Can be installed inside* or on the front cargo compartment.					
	<b>NEW LinQ 5.3 Gal (20 L) Semi-Rigid Cooler</b> 295101252						
	<b>LinQ 2.6 Gal (10 L) Modular Cargo Box</b> 715005494					YES	
	<b>LinQ 5 Gal (20 L) Modular Cargo Box</b> 715007112					NO	
	<b>LinQ 7.8 Gal (30 L) Modular Cargo Box</b> 715006830					NO	
	<b>LinQ Tool Kit</b> 715006829	YES					
	<b>LinQ 10.6 Gal (40 L) Roll-Top Bag</b> 715008110	YES, with LinQ Base Installation Kit <b>860201806</b> Must be installed on the front cargo compartment lid only.					
	<b>LinQ Fuel Caddy - 4 Gallons</b> 860202246	YES, with LinQ Base Installation Kit <b>860201806</b> Must be installed inside* the front cargo compartment only.	NO	NO			
	<b>LinQ Oil Caddy - 1 Gallon</b> 860202445						
	<b>LinQ Gun Case</b> 715009240	YES, with LinQ Base Installation Kit <b>860201806</b> Must be installed on the front cargo compartment lid.					
LinQ ACCESSORIES WITH 36" BASE		Front Cargo Compartment	Front Rack	Rear Cargo Compartment	Rear Rack	LinQ Can Stack on Top	
	<b>LinQ Large Cargo Box</b> 715007001	NO	NO	NO	YES	NO	
	<b>LinQ Cargo Basket (90 L)</b> 715005274		YES			YES	
	<b>LinQ Cargo Box (53 L)</b> 715006997		YES		NO	NO	NO
	<b>LinQ Low Profile Box (63 L)</b> 715007827					YES	
	<b>LinQ Cargo Box (90 L)</b> 715005272	NO	NO	YES		YES	
	<b>LinQ Trunk Box (87 L) - G3L</b> 715009312			YES		YES	
	<b>LinQ Trunk Box (145 L)</b> 715009471			YES	YES		
	<b>LinQ 9.2 Gal (35 L) Cooler</b> 715006998		YES	NO	YES	NO	
	<b>LinQ Gun Case</b> 715009240				YES	NO	
LinQ HOLDERS AND RACKS		Front Cargo Compartment	Front Rack	Rear Cargo Compartment	Rear Rack	LinQ Can Stack on Top	
	<b>LinQ Gear Grips</b> 715005340	YES, with LinQ Base Installation Kit <b>860201806</b>	YES	YES, with LinQ Base Installation Kit <b>860201806</b>	YES	NO	
	<b>LinQ Tool Holder</b> 715007358						
	<b>LinQ Rack Extension</b> 715004954	NO	NO	NO	NO		
	<b>LinQ Chainsaw Holder</b> 715004975	YES					

\*Removal of front cargo compartment lid is required.

# LINQ ACCESSORIES: EASY ON, EASY OFF CARGO



- No tools needed: Quickly install and remove accessories by hand.
- Equip your Can-Am vehicle for specialised tasks in no time.
- Sturdy mounting system that holds up to the roughest terrain.

## G3 MAX

G3 MAX		1	2	3	4	LinQ Can Stack on Top	
LinQ ACCESSORIES WITH 16" BASE		Front Cargo Compartment	Front Rack	Rear Cargo Compartment	Rear Rack		
	<b>NEW LinQ Rigid Cooler (18 L)</b> 715010491	YES, with LinQ Base Installation Kit <b>860201806</b> Must be installed inside* the front cargo compartment	NO	NO	NO	NO	
	<b>LinQ Tool Box</b> 715008111	YES, with LinQ Base Installation Kit <b>860201806</b> Must be installed on the front cargo compartment lid only.					
	<b>LinQ SR 5.5 Gal (21 L) Bag</b> 860202449						
	<b>LinQ 4.5 Gal (17 L) Sport Bag</b> 860202447	YES, with LinQ Base Installation Kit <b>860201806</b> Can be installed inside* or on the front cargo compartment.		YES, with LinQ Base Installation Kit <b>860201806</b>		YES	
	<b>NEW LinQ 5.3 Gal (20 L) Semi-Rigid Cooler</b> 295101252						
	<b>LinQ 2.6 Gal (10 L) Modular Cargo Box</b> 715005494						
	<b>LinQ 5 Gal (20 L) Modular Cargo Box</b> 715007112						
	<b>LinQ 7.8 Gal (30 L) Modular Cargo Box</b> 715006830						
	<b>LinQ Tool Kit</b> 715006829						
	<b>LinQ 10.6 Gal (40 L) Roll-Top Bag</b> 715008110	YES, with LinQ Base Installation Kit <b>860201806</b> Must be installed on the front cargo compartment lid only.		NO		NO	NO
	<b>LinQ Fuel Caddy – 4 Gallons</b> 860202246	YES, with LinQ Base Installation Kit <b>860201806</b> Must be installed inside* the front cargo compartment only.					
	<b>LinQ Oil Caddy – 1 Gallon</b> 860202445						
	<b>LinQ Gun Case</b> 715009240	YES, with LinQ Base Installation Kit <b>860201806</b> Must be installed on the front cargo compartment lid.					
LinQ ACCESSORIES WITH 36" BASE		Front Cargo Compartment	Front Rack	Rear Cargo Compartment	Rear Rack	LinQ Can Stack on Top	
	<b>LinQ Cargo Basket (90 L)</b> 715010173	NO	YES	NO	YES	NO	
	<b>LinQ Cargo Box (90L)</b> 715005272	YES			NO		
	<b>LinQ Cargo Box (53 L)</b> 715010172	NO	YES	YES, remove the rear rack for installation.	YES	YES	
	<b>LinQ Low Profile Box (63 L)</b> 715007827				YES		
	<b>LinQ Trunk Box (139 L)</b> 715009472		NO	NO	NO	NO	
	<b>LinQ Trunk Box (87 L) – G3</b> 715009499				YES		
	<b>LinQ 9.2 Gal (35 L) Cooler</b> 715006998		YES	NO	NO		
	<b>LinQ Gun Case</b> 715009240				YES		NO
LinQ HOLDERS AND RACKS		Front Cargo Compartment	Front Rack	Rear Cargo Compartment	Rear Rack	LinQ Can Stack on Top	
	<b>LinQ Gear Grips</b> 715005340	YES, with LinQ Base Installation Kit <b>860201806</b>	YES	YES, with LinQ Base Installation Kit <b>860201806</b>	YES	NO	
	<b>LinQ Tool Holder</b> 715007358						
	<b>LinQ Chainsaw Holder</b> 715004975	YES	NO	NO	NO		
	<b>LinQ Front Rack Extension</b> 715009281	NO	YES				
	<b>LinQ Rear Rack Extension</b> 715009475		NO				YES

\*Removal of front cargo compartment lid is required.



# LINQ ACCESSORIES: EASY ON, EASY OFF CARGO



- No tools needed: Quickly install and remove accessories by hand.
- Equip your Can-Am vehicle for specialised tasks in no time.
- Sturdy mounting system that holds up to the roughest terrain.

## G3L MAX

G3L MAX		1	2	3	4	LinQ Can Stack on Top	
LinQ ACCESSORIES WITH 16" BASE		Front Cargo Compartment	Front Rack	Rear Cargo Compartment	Rear Rack		
	<b>NEW LinQ Rigid Cooler (18 L)</b> 715010491	YES, with LinQ Base Installation Kit <b>860201806</b> Must be installed inside* the front cargo compartment	NO	NO	NO	NO	
	<b>LinQ Tool Box</b> 715008111	YES, with LinQ Base Installation Kit <b>860201806</b> Must be installed on the front cargo compartment lid only.					
	<b>LinQ SR 5.5 Gal (21 L) Bag</b> 860202449						
	<b>LinQ 4.5 Gal (17 L) Sport Bag</b> 860202447	YES, with LinQ Base Installation Kit <b>860201806</b> Can be installed inside* or on the front cargo compartment.		YES, with LinQ Base Installation Kit <b>860201806</b>	NO	YES	
	<b>NEW LinQ 5.3 Gal (20 L) Semi-Rigid Cooler</b> 295101252						
	<b>LinQ 2.6 Gal (10 L) Modular Cargo Box</b> 715005494						
	<b>LinQ 5 Gal (20 L) Modular Cargo Box</b> 715007112						
	<b>LinQ 7.8 Gal (30 L) Modular Cargo Box</b> 715006830						
	<b>LinQ Tool Kit</b> 715006829						
	<b>LinQ 10.6 Gal (40 L) Roll-Top Bag</b> 715008110	YES, with LinQ Base Installation Kit <b>860201806</b> Must be installed on the front cargo compartment lid only.		NO	NO	NO	
	<b>LinQ Fuel Caddy – 4 Gallons</b> 860202246	YES, with LinQ Base Installation Kit <b>860201806</b> Must be installed inside* the front cargo compartment only.					
	<b>LinQ Oil Caddy – 1 Gallon</b> 860202445	YES, with LinQ Base Installation Kit <b>860201806</b> Must be installed on the front cargo compartment lid.					
	<b>LinQ Gun Case</b> 715009240						
LinQ ACCESSORIES WITH 36" BASE		Front Cargo Compartment	Front Rack	Rear Cargo Compartment	Rear Rack	LinQ Can Stack on Top	
	<b>LinQ Large Cargo Box</b> 715007001	NO	NO	NO	YES	NO	
	<b>LinQ Cargo Basket (90 L)</b> 715005274		YES				NO
	<b>LinQ Cargo Box (90L)</b> 715005272	YES	NO		YES		YES
	<b>LinQ Trunk Box (87 L) – G3L</b> 715009312	NO				NO	
	<b>LinQ Cargo Box (53 L)</b> 715006997				YES	YES, remove the rear rack for installation.	NO
	<b>LinQ Low Profile Box (63 L)</b> 715007827			NO	NO		
	<b>LinQ Trunk Box (139 L)</b> 715009472		YES		YES		
	<b>LinQ 9.2 Gal (35 L) Cooler</b> 715006998		YES		NO		NO
	<b>LinQ Gun Case</b> 715009240			YES	NO		
LinQ HOLDERS AND RACKS		Front Cargo Compartment	Front Rack	Rear Cargo Compartment	Rear Rack	LinQ Can Stack on Top	
	<b>LinQ Gear Grips</b> 715005340	YES, with LinQ Base Installation Kit <b>860201806</b>	YES	YES, with LinQ Base Installation Kit <b>860201806</b>	YES	NO	
	<b>LinQ Tool Holder</b> 715007358						
	<b>LinQ Rack Extension</b> 715004954	NO	NO	NO	NO		
	<b>LinQ Chainsaw Holder</b> 715004975	YES					

\*Removal of front cargo compartment lid is required.

# LINQ ACCESSORIES: EASY ON, EASY OFF CARGO



- No tools needed: Quickly install and remove accessories by hand.
- Equip your Can-Am vehicle for specialised tasks in no time.
- Sturdy mounting system that holds up to the roughest terrain.

**6X6**

6X6	1 Front Cargo Compartment	2 Front Rack	3 Rear Cargo Bed	LinQ Can Stack on Top	
LinQ ACCESSORIES WITH 16" BASE					
<b>NEW LinQ Rigid Cooler (18 L)</b> 715010491	YES, with LinQ Base Installation Kit <b>860201806</b> Must be installed inside* the front cargo compartment	NO	YES, with LinQ Sliding Base Installation Kit <b>715009123</b>	NO	
<b>LinQ Tool Box</b> 715008111	YES, with LinQ Base Installation Kit <b>860201806</b> Must be installed on the front cargo compartment lid only.				
<b>LinQ SR 5.5 Gal (21 L) Bag</b> 860202449	YES, with LinQ Base Installation Kit <b>860201806</b> Can be installed inside* or on the front cargo compartment.				
<b>LinQ 4.5 Gal (17 L) Sport Bag</b> 860202447					
<b>LinQ 2.6 Gal (10 L) Modular Cargo Box</b> 715005494					
<b>LinQ 5 Gal (20 L) Modular Cargo Box</b> 715007112					
<b>LinQ 7.8 Gal (30 L) Modular Cargo Box</b> 715006830					
<b>LinQ Tool Kit</b> 715006829					
<b>LinQ 10.6 Gal (40 L) Roll-Top Bag</b> 715008110	YES, with LinQ Base Installation Kit <b>860201806</b> Must be installed on the front cargo compartment lid only.				
<b>NEW LinQ Fuel Caddy 5 Gallons</b> 715007822	NO		Yes, with LinQ Sliding Base Installation Kit <b>715009123</b> . Must be installed under the LinQ Cargo Bed Rack ( <b>715009336</b> ).	NO	
<b>LinQ Fuel Caddy - 4 Gallons</b> 860202246	YES, with LinQ Base Installation Kit <b>860201806</b> Must be installed inside* the front cargo compartment only.				Yes, with LinQ Sliding Base Installation Kit <b>715009123</b> . (only when the walls of the bed are present)
<b>LinQ Oil Caddy - 1 Gallon</b> 860202445					
<b>LinQ Gun Case</b> 715004968	YES, with LinQ Base Installation Kit <b>860201806</b> Must be installed on the front cargo compartment lid.				NO
LinQ ACCESSORIES WITH 36" BASE	Front Cargo Compartment		Front Rack	Rear Cargo Compartment	LinQ Can Stack on Top
<b>LinQ Cargo Basket (90 L)</b> 715005274 or 715010173	NO	YES	Yes, with 2x LinQ Sliding Base Installation Kit <b>715009123</b> (only when the walls of the bed are removed)**	NO	
<b>LinQ Cargo Box (90L)</b> 715005272	YES				
<b>LinQ Cargo Box (53 L)</b> 715006997 or 715010172	NO	NO	NO	YES	
<b>LinQ Low Profile Box (63 L)</b> 715007827					
<b>LinQ Trunk Box (87 L)</b> 715009499 or 715009312					
<b>LinQ 9.2 Gal (35 L) Cooler</b> 715006998		YES	NO	NO	
<b>LinQ Gun Case</b> 715004968					
LinQ HOLDERS AND RACKS	Front Cargo Compartment	Front Rack	Rear Cargo Compartment	LinQ Can Stack on Top	
<b>LinQ Gear Grips</b> 715005340	YES, with LinQ Base Installation Kit <b>860201806</b>	YES	YES, with LinQ Sliding Base Installation Kit <b>715009123</b> or on rear bed box walls	NO	
<b>LinQ Tool Holder</b> 715007358					
<b>NEW LinQ Cargo Bed Rack</b> 715009336	NO	NO	YES	YES	
<b>LinQ Chainsaw Holder</b> 715004975	YES		NO	NO	

\*Removal of front cargo compartment lid is required.

\*\*LinQ Low Profile (63 L) (715007828) is not compatible with Outlander 6x6 MAX.  
Can be installed in a 16" configuration only at the rear end of the cargo bed.

## LinQ ACCESSORIES WITH 16" BASE

### NEW LinQ Rigid Cooler 4.7 US Gal (18 L)

G3, G3L

■ 715010491 • Black



- Versatile LinQ 16" configuration fits many vehicles.
- Durable rotomoulded rigid construction.
- Moulded-in handles for quick installation and removal.
- High quality insulation for optimal ice retention.
- Sealed lid for airtight, weather-tight closure.
- Ergonomic and secure latch system offers excellent sealing.
- 4.7 US gal (18 L) capacity.
- See table for installation location and requirements.
- Exterior Dimensions: 21" L x 12" W x 15" H.

### NEW LinQ 5 US Gal (19 L) Fuel Caddy

G3 (6X6 models only)  
G3L (6X6 models only)

715007822



- Quick, easy, and secure LinQ system installation.
- Spill-free spout for easy use.
- 5 US Gal (19 L) capacity.
- Meets new Flame Mitigation Device (FMD) standard.
- Dimensions: 12" L x 19" W x 12" H.
- Compatible only if installed below the LinQ Cargo Bed Rack (715009336).

### LinQ Fuel Caddy – 4 Gallons

G3  
G3L

860202446



- Quick, easy, and secure installation with LinQ system.
- No-spill spout for easy use.
- 3.7 US gallon (14 L) capacity.
- Meets the new latest Flame Mitigation Device (FMD) standard.
- No LinQ 16" accessories can be stacked on the LinQ 4-Gallon Fuel Caddy.
- Can't be installed on the rear lid due to weight limitation.
- See table for installation location and requirements.

### LinQ Oil Caddy – 1 Gallon

G3  
G3L

860202445



- 1 US gallon (3.78 L) capacity.
- No LinQ 16" accessories can be stacked on the LinQ 1-Gallon Oil Caddy.
- Can't be installed on the rear lid due to weight limitation.
- See table for installation location and requirements.

### LinQ Chainsaw Holder

G3  
G3L

715004975



- This system installs a chainsaw vertically to save space on the rack and serves as a scabbard for storage.
- Pinch the blade for a solid and quick fix.
- Compatible with the majority of chainsaws available on the market as most blades go up to 18".
- Compatible with all 16" LinQ accessories that fit in the front cargo compartment.
- Allows installation of the LinQ Tool Holder.
- Not compatible with the LinQ Rack Extension when installed on the front rack of the vehicle.

### LinQ Modular Box

G3, G3L

715005494 • (10 L)  
715007112 • (20 L)  
715006830 • (30 L)



- Allows stacking of other modular boxes to always have the right gear accessible.
- Always have the right box size to fit everything.
- Can be installed on any LinQ Base with a 16" width.
- See table for installation location and requirements.
- Can't be installed on the rear lid due to weight limitation.


### Thermal Insert for LinQ Modular Box (10 L)


G3, G3L


219401110





- Insulated liner.
- Fits very well in the LinQ Modular Box (10 L).
- Can contain seven 355 ml cans.
- Keeps ice cold for one day.
- Interior dimensions: 9" L x 17" W x 2½" H.


LinQ Tool Kit	G3, G3L	715006829
 <ul style="list-style-type: none"> <li>Includes:</li> <li>- Cutter pliers</li> <li>- Long-nose pliers</li> <li>- Locking pliers</li> <li>- Ratchet wrench 3/8" drive</li> <li>- 6" ratchet extension</li> <li>- Integrated CVT belt storage location (belt not included)</li> </ul>	<ul style="list-style-type: none"> <li>- Long-socket 19 mm 3/8" drive - 6 pts</li> <li>- Socket 18 mm 3/8" drive</li> <li>- Long-socket 17 mm 3/8" drive - 6 pts</li> <li>- Socket 15 mm 3/8" drive</li> <li>- Socket 13 mm 3/8" drive</li> <li>- Socket 10 mm 3/8" drive</li> <li>- Socket 8 mm 3/8" drive</li> </ul>	<ul style="list-style-type: none"> <li>- Socket Torx T40 3/8" drive</li> <li>- Socket Torx T30 3/8" drive</li> <li>- Socket Torx T20 3/8" drive</li> <li>- Breaker bar 3/8" drive</li> <li>- Combination Wrench set: <ul style="list-style-type: none"> <li>- Wrench 19 mm</li> <li>- Wrench 18 mm</li> <li>- Wrench 15 mm</li> </ul> </li> <li>- Wrench 13 mm</li> <li>- Wrench 10 mm</li> <li>- Wrench 8 mm</li> <li>- See table for installation location and requirements.</li> </ul>

LinQ Tool Box	G3, G3L	715008111
 <ul style="list-style-type: none"> <li>High precision injected HDPE construction provides rigidity and durability.</li> <li>5 gal (19 L) maximum capacity.</li> <li>Weather-resistant, sealed, and lockable cover.</li> <li>Easy one-second on / off tool-less system.</li> <li>All the benefits of LinQ – simple, fast, and secure.</li> <li>See table for installation location and requirements.</li> </ul>		


LinQ 10.6 Gal (40 L) Roll-Top Bag	G3, G3L	715008110
 <ul style="list-style-type: none"> <li>Fully waterproof roll-top dry bag will securely store and confine your equipment.</li> <li>LinQ mounted using heavy-duty rigid plastic base.</li> <li>High capacity storage solution 10.6 gal (40 L).</li> <li>Bottom foam liner for additional equipment protection.</li> </ul>	<ul style="list-style-type: none"> <li>Integrated handle for easy transportation on / off the vehicle.</li> <li>Marinised for salt water purposes.</li> <li>Dimensions: 14" L x 19" W x adjustable H.</li> <li>See table for installation location and requirements.</li> </ul>	


LinQ SR 5.5 Gal (21L) Bag	G3, G3L	860202449
 <ul style="list-style-type: none"> <li>Semi-rigid expandable bag.</li> <li>5.5 gal (21 L) capacity.</li> <li>See table for installation location and requirements.</li> </ul>		

LinQ 4.5 Gal (17 L) Sport Bag	G3, G3L	860202447
 <ul style="list-style-type: none"> <li>All the benefits of LinQ – simple, fast, and secure.</li> <li>4.5 US Gal (17L) capacity.</li> <li>Thermoformed bag base in HDPE (High Density Polyethylene) providing rigidity and durability.</li> </ul>	<ul style="list-style-type: none"> <li>Rigid bottom, semi-rigid top.</li> <li>Easy one-second On / Off tool-less system.</li> <li>See table for installation location and requirements</li> </ul>	

<b>NEW</b> LinQ 5.3 US Gal (20 L) Semi-Rigid Cooler	G3, G3L	295101252
 <ul style="list-style-type: none"> <li>5.3 US gal (20 L) of insulated, water-resistant capacity.</li> <li>Quick, easy, and secure LinQ system installation.</li> <li>Attaches with one set of LinQ Fasteners.</li> <li>Single day use soft cooler.</li> <li>Mesh pocket on top of the lid.</li> </ul>	<ul style="list-style-type: none"> <li>Zippered pocket under the lid for quick and easy access.</li> <li>Removable interior for easy cleaning.</li> <li>Carry handles for easy transport.</li> <li>Can contain twelve 355 ml cans.</li> <li>Dimensions: 19" L x 13" W x 10" H.</li> </ul>	

## LinQ ACCESSORIES WITH 36" BASE

LinQ Trunk Box (145 L)	G3 (except MAX models) G3L (except MAX models)	715009471
 <ul style="list-style-type: none"> <li>Polyethylene Trunk Box replacing the rear rack for perfect integration and to increase cargo capacity.</li> <li>Storage capacity of 31 gal (145 L).</li> <li>Easy to install and remove with the LinQ system.</li> <li>LinQ anchors must be installed in the rear cargo compartment (4 LinQ anchors included).</li> </ul>	<ul style="list-style-type: none"> <li>Possibility to install LinQ 16" accessories on the cover to increase the cargo capacity.</li> <li>New ergonomic and resistant latch system offers excellent sealing.</li> <li>Ability to install LinQ Tool Holders (715008896) on the box.</li> <li>Lockable with a lock on the front of the box (two keys included).</li> </ul>	

<b>NEW</b> Rear Cargo Box Divider (145 L)	G3 (except MAX & 6X6 models) G3L (except MAX & 6X6 models)	715010103
 <ul style="list-style-type: none"> <li>Easy installation thanks to hook-and-loop fasteners.</li> <li>Includes left and right divider.</li> <li>Mesures 7" (176 mm).</li> <li>It is installed at a specific point in the cargo box to divide it neatly into 3 similar sections.</li> <li>Requires LinQ 31 US Gal (145 L) Trunk Box (715009471).</li> </ul>		



<b>LinQ Trunk Box (139 L)</b>	G3 (MAX models only) G3L (MAX models only)	<b>715009472</b>
	<ul style="list-style-type: none"> <li>• Polyethylene Trunk Box replacing the rear rack for perfect integration and to increase cargo capacity.</li> <li>• Storage capacity of 30 gal (139 L).</li> <li>• Easy to install and remove with the LinQ system.</li> <li>• LinQ anchors must be installed in the rear cargo compartment (4 LinQ anchors included).</li> <li>• Compatible with the passenger seat.</li> </ul>	<ul style="list-style-type: none"> <li>• New ergonomic and resistant latch system offers excellent sealing.</li> <li>• Ability to install LinQ Tool Holders (715008896) on the box.</li> <li>• Lockable with a lock on the front of the box (two keys included).</li> </ul>
<b>NEW Rear Cargo Box Divider (139 L)</b>	G3 (MAX models only) G3L (MAX models only)	<b>715010111</b>
	<ul style="list-style-type: none"> <li>• Easy installation thanks to hook-and-loop fasteners.</li> <li>• Includes left and right divider.</li> <li>• Mesures 9.5" (248 mm).</li> <li>• It is installed at a specific point in the cargo box to divide it neatly into 3 similar sections.</li> <li>• Requires LinQ 30 US Gal (139 L) Trunk Box (715009472).</li> </ul>	
<b>LinQ Trunk Box (87 L) – G3L</b>	G3L	<b>715009312</b>
	<ul style="list-style-type: none"> <li>• Weatherproof polyethylene rear cargo box.</li> <li>• Can be installed on the rear rack only.</li> <li>• Storage capacity of 23 gal (87 L).</li> <li>• Optimised shape of the cargo box base fits the G2L rear rack perfectly</li> <li>• Lockable with a lock on the front of the box (2 keys included).</li> <li>• Easy to install, easy to remove using the LinQ system.</li> </ul>	<ul style="list-style-type: none"> <li>• Installation in LinQ 36" configuration.</li> <li>• Compatible with the passenger seat.</li> <li>• Ability to install LinQ Tool Holders (715008896) on the box.</li> <li>• Up to 3 LinQ Lite Multi Holders (715008087) can be installed to add LinQ Lite accessories to your cargo box.</li> <li>• See table for installation location and requirements.</li> </ul>
<b>LinQ Trunk Box (87 L) – G3</b>	G3	<b>715009499</b>
	<ul style="list-style-type: none"> <li>• Weatherproof polyethylene rear cargo box.</li> <li>• Can be installed on the rear rack only.</li> <li>• Storage capacity of 23 gal (87 L).</li> <li>• Optimised shape of the cargo box base to fit the G3L rear rack perfectly.</li> <li>• Lockable with a lock on the front of the box (2 keys included).</li> </ul>	<ul style="list-style-type: none"> <li>• Easy to install, easy to remove using the LinQ system.</li> <li>• Installation in LinQ 36" configuration.</li> <li>• Compatible with the passenger seat.</li> <li>• Ability to install Tool Holders (715008896) on the box.</li> <li>• Up to 3 LinQ Lite Multi Holders (715008087) can be installed to add LinQ Lite accessories to your cargo box.</li> <li>• See table for installation location and requirements.</li> </ul>
<b>LinQ Cargo Box (90 L)</b>	G3 G3L	<b>715005272</b>
	<ul style="list-style-type: none"> <li>• Made of polyethylene.</li> <li>• Storage capacity of 23 gal (90 L).</li> <li>• Can be installed on the front rack only.</li> <li>• Easy to install, easy to remove using the LinQ system.</li> <li>• Need to remove the front DropDown cover for optimal capacity.</li> <li>• Lockable with a lock on the front of the box (2 keys included).</li> </ul>	
<b>LinQ Cargo Box (53 L)</b>	G3 G3L	<b>715010172</b> <b>715006997</b>
	<ul style="list-style-type: none"> <li>• Made of polyethylene.</li> <li>• Storage capacity of 14 gal (53 L).</li> <li>• Easy to install and remove with the LinQ system.</li> <li>• Can be installed on the front or rear racks.</li> <li>• New ergonomic and resistant latch system offers excellent sealing.</li> </ul>	<ul style="list-style-type: none"> <li>• Possibility to install LinQ 16" accessories on the cover and increase the cargo capacity.</li> <li>• Ability to install LinQ Tool Holders (715008896) on the box.</li> <li>• Lockable with a lock on the front of the box (two keys included).</li> <li>• See table for installation location and requirements.</li> </ul>
<b>LinQ Low Profile Box (63 L)</b>	G3, G3L	<b>715007827</b>
	<ul style="list-style-type: none"> <li>• Made of impact-resistant injected polypropylene and weatherproof, this box has a storage capacity of 16.6 gal (63 L).</li> <li>• LinQ-mounted for efficient and secure storage, it is locked in place with only a quarter turn. Easy to install, easy to remove using the LinQ system.</li> <li>• Can be installed in a 36" configuration only.</li> <li>• LinQ 16" accessories can be installed on the cover to increase cargo capacity.</li> </ul>	<ul style="list-style-type: none"> <li>• Easily carried with the rigid handle. The anti-vibration system prevents the handle from moving while riding.</li> <li>• Support feet at hinge level so the box can stand on its own.</li> <li>• The compact design allows for maximum rear field of vision.</li> <li>• Features a lock on the front of the box (two keys included).</li> <li>• See table for installation location and requirements.</li> </ul>

<b>LinQ Cargo Basket (90 L)</b>	G3	<b>715010173</b>
	G3L	<b>715005274</b>



- Made of polyethylene.
- Storage capacity of 23 gal (90 L).
- Easy to install and remove with the LinQ system.
- Can be installed on the front or rear racks.
- Six handles on the contour to easily install bungee cords.
- Ability to install LinQ Tool Holders (715008896) on the basket.
- See table for installation location and requirements.

<b>Large Cargo Box</b>	G3L	<b>715007001</b>
------------------------	-----	------------------



- Rear bed to carry large items.
- Anchor points (D-ring), LinQ fixtures for tool holder, and marks to allow the installation of a 16" accessory.
- Also has a mat for the floor and slot to enable the installation of a divider, and a slot for a divider to close the recess on the rear vertical lip.
- It is installed on ATV platforms through the LinQ system and hooks for easy installation and removal.

<b>LinQ 9.2 Gal (35 L) Cooler</b>	G3, G3L	<b>715006998</b>
-----------------------------------	---------	------------------



- LinQ-mounted for efficient and secure storage, locked in place with only a quarter turn.
- Easy to install, easy to remove using the LinQ system.
- Installation in LinQ 36" configuration.
- Made of polyethylene for exceptional rigidity and durability.
- Storage capacity of 9.2 gal (35 L).
- Lock the cooler on the vehicle using the LinQ Lock (860201968).
- Premium-quality foam insulation for optimal ice retention.
- Moulded-in handles for quick installation and removal.
- Option to add LinQ Lite Multi Holder (5 LinQ Lite) (715008087) on the side and at the rear of the cooler.
- A dry basket is included to protect your food from water.
- Drain plug at the bottom to get rid of excess water.
- The new ergonomic and resistant latch system ensures the top is tightly sealed.
- Innovative way to hold 12 cans (355 ml).
- Cannot be installed on the front rack.
- See table for installation location and requirements.

<b>LinQ Rack Extension</b>	G3L	<b>715004954</b>
----------------------------	-----	------------------



- Easy to install and remove with the LinQ system.
- Fits front or rear of the vehicle.
- Provides tie-down points to secure cargo on racks.
- Made of steel with anti-corrosion coating and durable powder-coat finish.
- Height of 7".

## LinQ LITE ACCESSORIES

<b>NEW LinQ Lite Multi Holder (Front Fenders)</b>	G3, G3L	<b>715009474</b>
---	---------	------------------





- Allows for installation of select LinQ Lite accessories on the front fenders.
- Three LinQ Lite mounting points allow for versatile storage/hanging options.
- Holds up to two LinQ Lite Cupholders (715007804) or a single LinQ Lite Fender Bag (715009280).
- Finished, robust style.
- Includes necessary installation hardware.
- Sold as a pair.


<b>NEW LinQ Lite Fender Bag</b>	G3, G3L	<b>715009280</b>
---------------------------------	---------	------------------




- Provides 5 L of extra storage space for tools, accessories, or personal items.
- Constructed using high-durability materials designed for enhanced resistance to variable weather conditions.
- Designed to fit on the Outlander fender, it attaches securely with the LinQ Lite Rail.
- Features a zippered pocket and magnetic lid for secure closure.
- Includes an interior mesh pocket, perfect for organizing your essentials.
- Front mesh pocket provides convenient access to frequently used items.
- Requires LinQ Lite Multi Holder (715009474) for installation.


<b>NEW LinQ Lite Bag (10 L)</b>	G3, G3L	<b>715009132</b>
	<ul style="list-style-type: none"> <li>Provides 10 L of extra storage space for tools, accessories, or personal items.</li> <li>Constructed using high-durability materials for enhanced resistance to variable weather conditions.</li> <li>Shoulder strap included for easy transport.</li> <li>Features a zippered pocket and magnetic lid for secure closure.</li> <li>The yellow interior helps you find what you're looking for in seconds.</li> <li>Includes an interior mesh pocket, perfect for organizing your essentials.</li> </ul>	<ul style="list-style-type: none"> <li>Side mesh pocket on each side provides convenient access to frequently used items.</li> <li>You can install it on several of our LinQ Cargo Boxes with the LinQ Lite Multi Holder (715008087).</li> <li>It can fit on the LinQ Trunk Box (87 L) (715009312 or 715009499) or on the LinQ 9.2 Gal (35 L) Cooler (715006998).</li> <li>Requires the LinQ Lite Multi Holder (715008087) for installation or the LinQ Lite Multi Holder (295100977) if installed on the 6X6 bed wall (except G3L 6X6 MAX).</li> </ul>


<b>NEW LinQ Lite Cup Holder</b>	G3, G3L	<b>715009406</b>
	<ul style="list-style-type: none"> <li>Keep your beverage within reach.</li> <li>Flexible fins adjust to various beverage container sizes to hold most securely.</li> <li>No permanent installation point means you're free to move it almost anywhere.</li> <li>Tool-less placement, easy to move from place to place.</li> <li>Requires LinQ Lite Multi Holder (715008087) for installation on cargo box or (715009474) for installation on fender.</li> </ul>	


<b>NEW LinQ Lite Multi Holder (5 LinQ Lite)</b>	G3, G3L	<b>715008087</b>
	<ul style="list-style-type: none"> <li>Allows for installation of select LinQ Lite accessories.</li> <li>Five LinQ Lite mounting points allow for versatile storage/hanging options.</li> <li>Finished, robust style.</li> <li>Includes necessary installation hardware.</li> </ul>	<ul style="list-style-type: none"> <li>You can install it on several of our LinQ Cargo Boxes and have as many as three on one box.</li> <li>It can fit on the LinQ Trunk Box (87 L) (715009312 or 715009499) or on the LinQ 9.2 Gal (35 L) Cooler (715006998).</li> <li>Holds up to three LinQ Lite Cup Holders (715009406).</li> </ul>







<b>NEW LinQ Lite Multipurpose Bag</b>	G3, G3L	<b>295101154</b>
	<ul style="list-style-type: none"> <li>Perfect add-on to store and organise your equipment or store other items like sunscreen, cellphone, sunglasses, and more.</li> <li>Tool-less installation in seconds with LinQ Lite clip-in system.</li> <li>Five external pockets for fast access to small necessities.</li> </ul>	<ul style="list-style-type: none"> <li>Features one zippered opening.</li> <li>Dimensions: 16" L x 3.5" W x 10.5" H.</li> <li>Requires LinQ Lite Multi Holder (715008087) for installation.</li> </ul>

## LinQ RACKS & HOLDERS



<b>NEW LinQ Cargo Bed Rack</b>	G3 (6x6 models only) G3L (6x6 models only)	<b>715009336</b>
	<ul style="list-style-type: none"> <li>Strong, durable steel rack.</li> <li>Easy and tool-less installation thanks to the LinQ System.</li> <li>Allows the installation of 16" LinQ accessories with LinQ Sliding Base Kit included.</li> <li>36" LinQ anchors integrated into the rack.</li> <li>Can be positioned in the front, middle or rear of the cargo bed.</li> <li>Up to 2 racks can be installed at the same time (front &amp; rear position).</li> </ul>	<ul style="list-style-type: none"> <li>Allows multi-level storage on cargo bed.</li> <li>Provides more usable space in the cargo box.</li> <li>The clearance under the rack is 11.5" (294 mm).</li> <li>4 Tool Holder Bolt-On (715008896) can be installed on each side for a total of 8.</li> <li>Required to install the LinQ Fuel Caddy 5 US Gal (19 L) (715007822). The Fuel Caddy must be installed below the LinQ Cargo Bed Rack.</li> </ul>

<b>NEW X mr Rear Rack</b>	G3	<b>715010217</b>
	<ul style="list-style-type: none"> <li>Black polypropylene glass-filled rear rack replacing the actual rack.</li> <li>LinQ 36" anchors integrated.</li> <li>Possibility to install LinQ 16" accessories into the dropdown to increase the cargo capacity (requires LinQ Base Installation Kit).</li> <li>The rack features six handles crafted with precision.</li> <li>Textured area for foot grip.</li> </ul>	


<b>LinQ Front Rack Extension</b>	G3	<b>715009281</b>
	<ul style="list-style-type: none"> <li>Easy to install and remove with the LinQ system.</li> <li>Fits front of the vehicle only.</li> <li>Provides tie-down points to secure cargo on racks.</li> <li>Made of aluminum with durable powder-coat finish.</li> <li>Height of 5".</li> </ul>	

<b>LinQ Rear Rack Extension</b>	G3 (except 6X6 models)	<b>715009475</b>
	<ul style="list-style-type: none"> <li>• Easy to install and remove with the LinQ system.</li> <li>• Fits rear of the vehicle only.</li> <li>• Provides tie-down points to secure cargo on racks.</li> <li>• Made of aluminum with durable powder-coat finish.</li> <li>• Height of 7".</li> </ul>	
<b>LinQ Tool Holder</b>	G3, G3L	<b>715007358</b>
	<ul style="list-style-type: none"> <li>• Ultra-versatile tool holder.</li> <li>• Convenient swivel-latch allows tools to be stored in any orientation.</li> <li>• Sold in pairs.</li> </ul>	
<b>LinQ Gear Grips</b>	G3, G3L	<b>715005340</b>
	<ul style="list-style-type: none"> <li>• Durable and flexible grips provide a custom fit for a variety of items from 1" to 4" (2.5 cm to 10 cm) in diameter.</li> <li>• Heavy-duty design for carrying bows, fishing poles, rakes, farm tools, and more.</li> <li>• Quick-release button opens grip quickly for easy access to gear.</li> <li>• Heavy-duty base system built for the toughest adventures.</li> <li>• Make transporting your tools a snap by combining the Gear Grips with the LinQ system.</li> <li>• 360° orientation.</li> <li>• Sold in pairs.</li> </ul>	
<b>Gear Grips</b>	G3L	<b>715001421</b>
	<ul style="list-style-type: none"> <li>• Durable, flexible grips cushion, and protect while providing a custom fit for a variety of items from 1" to 4" (2.5 cm to 10 cm) in diameter.</li> <li>• Heavy-duty design for carrying bows, fishing poles, rakes, farm tools, and more.</li> <li>• Quick-release button opens grip quickly for easy access to gear.</li> <li>• Heavy-duty base system built for the toughest adventures.</li> <li>• Easy installation on tubular racks, extension racks, brackets or bumpers.</li> <li>• Sold in pairs.</li> </ul>	
<b>LinQ Gun Case</b>	G3, G3L	<b>715009240</b>
	<ul style="list-style-type: none"> <li>• The practical design lets riders store shotguns and rifles up to 52" (132 cm), even with most optic configurations.</li> <li>• Adapts to different weapon shapes and features with foam cushions that can be repositioned.</li> <li>• The Gun Case is LinQ-mounted for efficient and secure storage, and is locked in place with only a quarter turn.</li> <li>• The LinQ Gun Case must be installed on the front compartment lid using the LinQ Base Installation Kit (860201806), on the Front Rack or on the fender position using the LinQ Gun Case Mounting Kit (715006074).</li> <li>• Can't be installed on the rear lid due to weight limitation.</li> </ul>	
<b>LinQ Gun Case Mounting Kit – Fender Position</b>	G3, G3L	<b>715006074</b>
	<ul style="list-style-type: none"> <li>• This kit is required to install the LinQ Gun Case on the fender position.</li> <li>• Installs on the right side of the vehicle, and the safety system allows the driver or passenger to quickly exit the vehicle.</li> <li>• The low-profile mounting system can be left on the vehicle year-round and doesn't get in the way when the Gun Case is not installed.</li> </ul>	

## HOLDERS


<b>NEW Tie-Down Anchors</b>	G3 (6x6 models only) G3L (6x6 models only)	<b>715010487</b>
	<ul style="list-style-type: none"> <li>• Made of high-strength cast aluminum.</li> <li>• Coated with corrosion resistant black coating.</li> <li>• Add extra points on the wall of the cargo bed for tying down cargo in the back of your vehicle.</li> <li>• Includes 4 pieces.</li> </ul>	
<b>Tool Holder Bolt-On</b>	G3, G3L	<b>715008896</b>
	<ul style="list-style-type: none"> <li>• Tool Holder is made to fit the LinQ Cargo Basket (90 L) (715005274), LinQ Cargo Box (53 L) (715006997), LinQ Trunk Box (139 L) (715006097 &amp; 715009472), LinQ Cargo Bed Rack (715009336), and LinQ Trunk Box (145 L) (715005273 &amp; 715009471).</li> <li>• Convenient swivel-latch allows tools of all shapes to be stored in the proper orientation.</li> <li>• Sold in pairs.</li> <li>• Several degrees of adjustment.</li> </ul>	




Multi-Fit Holder	G3L	<b>715002354</b> • Single <b>715001945</b> • Double
	<ul style="list-style-type: none"> <li>• Open U-shaped bracket for carrying tools (shovel, axe) and hunting weapons (rifle, bow) that are safely secured, but easily accessible.</li> <li>• Easy installation on tubular rack, extension racks, basket or bumpers.</li> <li>• Sold in pairs.</li> </ul>	

## LinQ MOUNTING


<b>NEW</b> LinQ Sliding Base Installation Kit	G3 (6x6 models only) G3L (6x6 models only)	<b>715009123</b>
---	---	------------------

	<ul style="list-style-type: none"> <li>• This LinQ Sliding Base Installation Kit comes in 2 parts.</li> <li>• The first part, the LinQ Sliding Mount Plate, can stay on your vehicle at all times without interfering with loading, thanks to its flat design.</li> <li>• When you need the second part, the LinQ Sliding Base, you can simply clip it in in less than 2 seconds.</li> <li>• The LinQ Sliding base is therefore non-permanent, easy to remove, and you can easily play with and swap anchors.</li> <li>• Sold as a pair.</li> <li>• Includes LinQ Sliding Mount Plate, LinQ Sliding Base, and hardware.</li> </ul>	
---	--	--


LinQ Base Installation Kit	G3, G3L	<b>860201806</b>
----------------------------	---------	------------------

	<ul style="list-style-type: none"> <li>• Unique mounting fastener usable on any LinQ system accessory.</li> <li>• Included: 2 cargo LinQ bases and hardware.</li> </ul>	
---	---	--


LinQ Base	G3L	<b>715002350</b>
-----------	-----	------------------

	<ul style="list-style-type: none"> <li>• Made of polypropylene glass fibre.</li> <li>• Allows you to install LinQ accessories.</li> <li>• Sold in pack of 4.</li> </ul>	
--	---	--

LinQ Replacement Part	<b>715010798</b>
-----------------------	------------------


	<ul style="list-style-type: none"> <li>• Unique mounting fastener usable on any LinQ system accessory.</li> <li>• Tool-less installation and removal.</li> <li>• Sold in pairs.</li> </ul>	
---	--	--

LinQ Lock	G3, G3L	<b>860201968</b>
-----------	---------	------------------

	<ul style="list-style-type: none"> <li>• Simple way to securely lock most LinQ accessories.</li> <li>• Lock cover protects lock from the elements.</li> <li>• Corrosion resistant.</li> <li>• Pack of 1, includes 2 keys.</li> <li>• Not compatible with LinQ 4.2 US Gal (16 L) Cooler, LinQ Tool Box, LinQ Tool Holder or LinQ Gear Grips.</li> </ul>	
---	--	--

# CARGO & STORAGE

Soft Storage Bag (70 L)	G3L	<b>715007002</b>
-------------------------	-----	------------------

	<ul style="list-style-type: none"> <li>• Carry your gear in a weatherproof bag.</li> <li>• Soft bag with a storage capacity of 18.5 gal (70 L) designed to maximise space in the front or rear of the vehicle.</li> <li>• 3-compartment bag with removable dividers.</li> <li>• Easy to install with strap system.</li> <li>• X mr models: Fits on rear rack only.</li> </ul>	
---	---	--

# CHOOSE THE RIGHT MOUNTING STYLE

Windshields do more than block wind—they cut fatigue, improve comfort, and keep debris out of the zone. Outlander G3 and G3L models offer two smart mounting styles built to match different ride preferences and functional needs.



## HANDLEBAR-MOUNTED

Quick to install, these windshields move with the handlebars for dynamic coverage that tracks with every turn. A flexible, straightforward option for wind protection on the go.



## CONSOLE-MOUNTED

They stay fixed to the frame for stable, consistent protection from wind and debris, no matter how you steer. Plus, since they're not mounted on the handlebars, they won't affect handling or control.



# WINDSHIELDS

<b>Adventure Side Wind Deflectors</b>	G3L (except Electric models)	<b>715005862</b>
---------------------------------------	------------------------------	------------------



- Side Wind Deflectors for additional wind protection.
- Easy installation.
- Console Extension (715005368) is required for installation.
- Works with Adventure Windshields (715005860, 715005377, 715007268).
- Not compatible with Integrated Audio System (715005354).

<b>Adventure High Windshield – Hardcoated</b>	G3L (except Electric models)	<b>715007268</b>
---	------------------------------	------------------



- Adventure windshield with three-position adjustable height.
- 14" (36 cm) high to protect against wind and winter weather.
- Made of injected polycarbonate with a thickness of 5/8" (4 mm) with ultra-resistant Quantum<sup>1</sup> coating.
- Provides excellent optical clarity and better abrasion resistance.
- Console Extension (715005368) is required for installation.
- Side Wind Deflectors (715005862) available for added protection.

<b>Adventure High Windshield</b>	G3L (except Electric models)	<b>715005377</b>
----------------------------------	------------------------------	------------------



- Adventure windshield with three-position adjustable height.
- 14" (36 cm) high to protect against wind and weather.
- Made of injected polycarbonate with a thickness of 5/8" (4 mm).
- Console Extension (715005368) is required for installation.
- Side Wind Deflectors (715005862) available for added protection.

<b>Adventure Low Windshield</b>	G3L (except Electric models)	<b>715005860</b>
---------------------------------	------------------------------	------------------



- Adventure windshield with three-position adjustable height.
- 10 in. (25 cm) high for wind protection.
- Made of injected polycarbonate with a thickness of 5/8" (4 mm).
- Console Extension (715005368) is required for installation.
- Side Wind Deflectors (715005862) available for added protection.

<b>Console Extension</b>	G3	<b>715009218</b>
--------------------------	----	------------------




- Integrated storage compartment (2 L) with magnetic mount safe for your electronic device.
- Robust injected fibre-reinforced-polypropylene construction makes it easy to fit and install.
- 25 times stronger than any smartphone's weight, so you can ride through rough terrain confidently.
- Two possible positions for your electronic device: portrait and landscape.
- Includes everything needed for installation on your favorite electronic devices: one pre-assembled Can-Am plate with 3M multi-surface adhesive.
- Includes guide clips moulded into the door to feed the charging cable.
- Possibility of installing USB outlet in storage compartment (USB power outlet sold separately).
- Required for the installation of the Adventure Windshield and Side Wind Deflectors.
- Not compatible with Snorkel Kit.
- Includes tether cord for additional peace of mind.

<b>Adventure Side Wind Deflectors</b>	G3	<b>715009462</b>
---------------------------------------	----	------------------





- Side Wind Deflectors for additional wind protection.
- Easy installation.
- Controllable vents to manage airflow.
- Console Extension (715009218) is required for installation.
- Works with Adventure Windshields (715009219, 715009453, 715009458).
- Not compatible with Integrated Audio System (715005354).

<b>Adventure High Windshield – Hardcoated</b>	G3	<b>715009458</b>
---	----	------------------




- Quickly change your wind protection with the flip of both levers.
- 14" (36 cm) high to protect against wind and winter weather with a 2" (5 cm) adjustment.
- Made of injected polycarbonate with a thickness of 5/8" (4 mm) with ultra-resistant Quantum<sup>1</sup> coating.
- Provides excellent optical clarity and better abrasion resistance.
- Console Extension (715009218) is required for installation.
- Side Wind Deflectors (715009462) available for added protection.


<b>Adventure High Windshield</b>	G3	<b>715009453</b>
	<ul style="list-style-type: none"> <li>• Quickly change your wind protection with the flip of both levers.</li> <li>• 14" (36 cm) high to protect against wind and weather with a 2" (5 cm) adjustment.</li> <li>• Made of injected polycarbonate with a thickness of 5/8" (4 mm).</li> <li>• Console Extension (715009218) is required for installation.</li> <li>• Side Wind Deflectors (715009462) available for added protection.</li> </ul>	


<b>Adjustable Adventure Low Windshield</b>	G3	<b>715009219</b>
	<ul style="list-style-type: none"> <li>• Quickly change your wind protection with the flip of both levers.</li> <li>• 10" (25 cm) high for wind protection with a 2" adjustment.</li> <li>• Made of injected polycarbonate with a thickness of 5/8" (4 mm).</li> <li>• Console Extension (715009218) is required for installation.</li> <li>• Side Wind Deflectors (715009462) available for added protection.</li> </ul>	


<b>NEW High Windshield Kit</b>	G3 (except Backcountry and XT-P)	
	G3L	<b>715006480</b>
	G3 (Backcountry & XT-P models only)	<b>715010902</b>

	<ul style="list-style-type: none"> <li>• 11" (28 cm) high, for wind protection and winter applications.</li> <li>• The windshield is made of polycarbonate, 3/8" thick (3 mm).</li> <li>• Integrated plastic injected handguard with Can-Am logo.</li> <li>• Requires Handguards Frame Kit (715010295) for installation on units with no factory handguards.</li> <li>• Not compatible with Integrated Audio System (715005354) or Console Extension (715009218).</li> </ul>	
---	--	--


<b>NEW Extra High Windshield Kit</b>	G3 (except Backcountry and XT-P)	
	G3L	<b>715006481</b>
	G3 (Backcountry & XT-P models only)	<b>715010947</b>

	<ul style="list-style-type: none"> <li>• 16" (41 cm) high, for wind protection and winter applications.</li> <li>• The windshield is made of polycarbonate, 3/8" thick (3 mm).</li> <li>• Integrated plastic injected handguard with Can-Am logo.</li> <li>• Requires Handguards Frame Kit (715010295) for installation on units with no factory handguards.</li> <li>• Not compatible with Integrated Audio System (715005354) or Console Extension (715009218).</li> </ul>	
---	--	--

<b>Console Extension</b>	G3L (except Electric models)	<b>715005368</b>
	<ul style="list-style-type: none"> <li>• Integrated storage compartment (1 gal/4 L) with magnetic mount safe for your electronic device.</li> <li>• Robust injected fibre-reinforced-polypropylene construction makes it easy to fit and install.</li> <li>• Magnetic mount is 25 times stronger than any smartphone's weight, so you can ride through rough terrain confidently.</li> <li>• Two possible positions for your electronic device: portrait and landscape.</li> <li>• Includes everything needed for installation on your favorite electronic devices: two pre-assembled Can-Am plates with 3M multi-surface adhesive.</li> <li>• Includes guide clips moulded into the door to feed the charging cable.</li> <li>• Possibility of installing USB outlet in storage compartment (USB power outlet sold separately).</li> <li>• Required for the installation of the Adventure Windshield and Side Wind Deflectors.</li> <li>• Not compatible with Snorkel Kit.</li> <li>• Includes tether cord for additional peace of mind.</li> </ul>	

<b>Console Extension USB Power Outlet</b>	G3 (except Electric models) G3L (except Electric models)	<b>715008750</b>
	<ul style="list-style-type: none"> <li>• Useful for the Console Extension (715005368 &amp; 715009218) to plug your electronic device charger into the compartment.</li> <li>• USB-A and USB-C ports.</li> <li>• Rubber cap protects ports when not in use.</li> <li>• Backlit to highlight the USB ports.</li> <li>• Console Extension (715005368 or 715009218) is required for installation.</li> </ul>	

# HANDLEBARS & MIRRORS

<b>NEW Handguards Frame Kit</b>	G3, G3L	<b>715010295</b>
	<ul style="list-style-type: none"> <li>• Lightweight black die-cast aluminum full wrap frame.</li> <li>• Mounting system leaves the handlebar free.</li> <li>• Includes complete hardware.</li> <li>• Requires Can-Am Handguards (715010293/715010294) or XT Handguards (715010296) or Sport Handguards (715010297).</li> <li>• Required to install High &amp; Extra High Windshield Kit (715006480 &amp; 715006481) for units with no factory handguards.</li> </ul>	



## NEW Touring Handguards

G3, G3L

■ **715010293** • Black  
■ **715010294** • Neo Yellow




- Protect against wind, branches, and debris.
- Rugged injected plastic deflectors with Can-Am logo.
- New ergonomic design offers better comfort for the hand and increases protection.
- Include complete hardware.
- Require Handguards Frame Kit (715010295).

## NEW XT Handguards

G3, G3L

**715010296**



- Protect against wind, branches, and debris.
- Rugged injected plastic deflectors with Can-Am logo.
- New ergonomic design offers better comfort for the hand and increases protection.
- Include complete hardware.
- Require Handguards Frame Kit (715010295).

## NEW Sport Handguards

G3, G3L

**715010297**



- Give your ATV a sporty look with the low-profile design.
- Rugged injected plastic deflectors with Can-Am logo.
- Include complete hardware.
- Require Handguards Frame Kit (715010295).

## NEW Handlebar Muffs

G3, G3L

**715009288**



- Ultra warm muffs for extreme cold conditions.
- Thermoformed construction allows muffs to keep their shape and provides more space for hand movement.
- Easy to install and remove without any tools.
- Large transparent section allows visibility of control switches.
- Note: Always install complete Can-Am Touring or XT Handguards with these Handlebar Muffs.
- Requires Full Wrap Handguards Frame Kit (715010295) with Touring Handguards (715010293 or 715010294) or XT Handguards (715010296).
- Not compatible with Sport handguards' (715010297).
- Installing the muffs without the handguard's large plastic parts can cause interference with controls.

## Driver Full Wrap Handguards

G3 (base & DPS models only)  
G3L (base & DPS models only)

■ **715005361** • Black  
■ **715005362** • Neo Yellow



- Protect against wind, branches and debris.
- Rugged injected plastic deflectors with Can-Am logo.
- Lightweight black die cast aluminum full wrap frame.
- New ergonomic design offers better comfort for the hand and increases protection.
- Mounting system leaves the handlebar free.
- Include complete hardware.

## Passenger Wind Deflectors

G3 (MAX models only)  
G3L (MAX models only)

**715001669**



- These wind deflectors fit on the passenger handles and provide greater comfort while riding.
- Easy to install and remove.

## Handlebar Mirrors

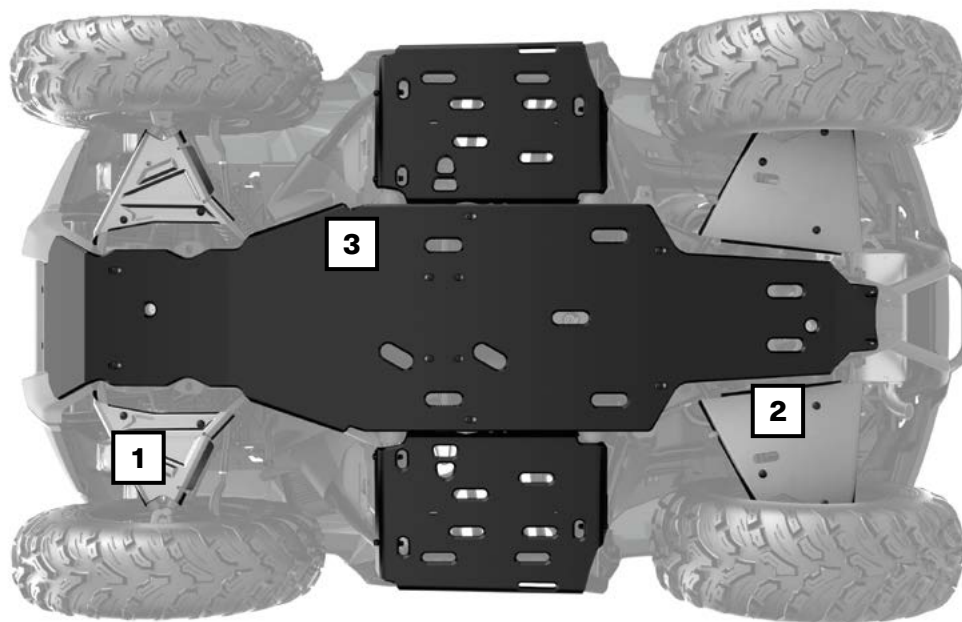
G3, G3L

**715005366**



- Adjustable handlebar mounted convex mirrors.
- The convex surface allows improved visibility with a wider field of view.
- Don't require a windshield or fairing to be mounted.
- Work with all windshield options.

# SKID PLATES



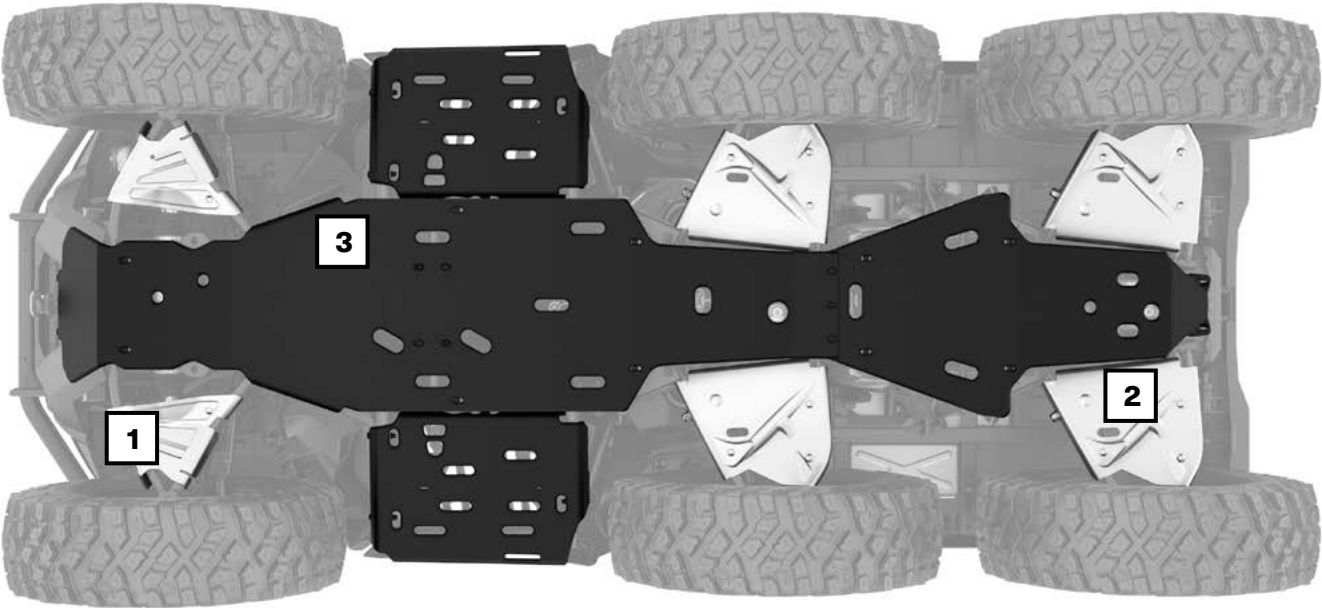
Our Skid Plates deliver the durability, strength, and reliability your adventures need. Protect the underbelly of your vehicle from front to rear, with folded ends at the footwells for a little extra. They combine materials for peak protection: With aluminum A-arms and a plastic underbelly, your ride can drive across rough terrain confidently.

- Quick and easy, bolt-on installation.  
No need to remove factory skid plates.  
No more rivets or rivnuts.
- Thicker underbelly plates (10 mm).

## OUTLANDER

	G3		G3L		ELECTRIC	
	2025		2023 and Up		2026	
	Except MAX models	MAX models only	Except MAX models	MAX models only	Except MAX models	MAX models only
<b>SKID PLATE PROTECTION KIT</b>						
	715009216	715009217	715010280	715010281		
<b>INDIVIDUAL SKID PLATES</b>						
<b>1 Front Aluminum A-Arm Protectors</b>	715009214 (except G3 & Backcountry models)	715009214 (except G3 & Backcountry models)	715005305	715005305	715005305	715005305
<b>2 Rear Aluminum A-Arm Protectors (sold in pairs)</b>	715009215 (except G3 & Backcountry models)	715009215 (except G3 & Backcountry models)	715005308	715005308	715005308	715005308
<b>3 HMWPE Underbelly and Footboard Plates</b>	715009864	715009865	715009864	715009865		

# SKID PLATES



Our Skid Plates deliver the durability, strength, and reliability your adventures need. Protect the underbelly of your vehicle from front to rear, with folded ends at the footwells for a little extra. They combine materials for peak protection: With aluminum A-arms and a plastic underbelly, your ride can drive across rough terrain confidently.

- Quick and easy, bolt-on installation.  
No need to remove factory skid plates.  
No more rivets or rivnuts.
- Thicker underbelly plates (10 mm).

## OUTLANDER 6X6

G3 6X6		G3L 6X6	
2025		2023 and Up	
Except MAX models	MAX models only	Except MAX models	MAX models only

### SKID PLATE PROTECTION KIT

715009343	715009344	715009341	715009342
-----------	-----------	-----------	-----------

### INDIVIDUAL SKID PLATES

1	Front Aluminum A-Arm Protectors	715009214	715009214	715005305	715005305
2	Rear Aluminum A-Arm Protectors (sold in pairs)	715009215	715009215	715005308	715005308
3	HMWPE Underbelly and Footboard Plates	715009339	715009340	715009339	715009340

# BUMPERS & GUARDS

## NEW XT Front Bumper

G3

715009289



- Heavy-duty construction with profiled steel tubes provides the most complete protection for your vehicle.
- Wide and sturdy construction with black powder-coat finish and metal corners.
- Integrated tow hooks and light mounting points.
- Protects vehicle lights and corners.
- Winch compatible.

## XU Front Bumper

G3L

715006614



- Heavy-duty tubular construction provides the most complete protection for your vehicle.
- Protects vehicle lights and corners.
- Winch compatible.
- Integrated tow hook.
- Similar to the XU model's bumper.

## XT Front Bumper

G3L

715004952




- Provides additional protection for your vehicle against the elements.
- Tough and durable.
- Large tube construction with black powder coat finish.
- Similar to stock bumper on XT models.
- Mounting plate included for tow hook.

## Extreme Front Bumper Plates

G3

715009293




- Ultra-robust steel construction provides additional protection to the front of the vehicle in rough terrain.
- Compatible with all front bumpers.
- Durable powder coat finish.

## Extreme Front Bumper Plate

G3L

715005439



- Ultra-robust construction provides additional protection to the front of the vehicle in rough terrain.
- Compatible with all front bumpers.

## Front Tow Hook

G3L

715008842



- Provides a solid anchor when towing is needed or when transporting the vehicle.
- Allows you to attach most hooks or straps.
- This tow hook offers 3,500 lb (1,587 kg) of towing capacity.
- Made of forged steel.
- XT Front Bumper (715004952) required for installation.
- Not compatible with Outlander XT stock bumper.

## NEW XT Rear Bumper

G3 (except 6x6 models)

715009292



- Made of profiled steel tubes for complete protection of the vehicle's rear.
- Provides additional protection for your vehicle against obstacles.
- Protects the rear lights of the vehicle without obstructing them.
- Wide and sturdy construction with black powder-coat finish and metal corners.

## NEW Rear Bumper





G3 (6x6 models only)  
G3L (6x6 models only)

715009770







- High-resistance steel tubular construction.
- Anti-corrosion coating with durable powder coat finish.
- Provides added protection to the rear.
- Required to install the Cargo Bed Side Protectors (715009345).





<b>NEW Cargo Bed Side Protectors</b>	G3 (6x6 models only) G3L (6x6 models only)	<b>715009345</b>
	<ul style="list-style-type: none"> <li>• 1.5" (3.8 cm) diameter steel-tube construction.</li> <li>• Anti-corrosion coating with durable powder coat finish.</li> <li>• 3 integrated hook points on each side to secure cargo.</li> <li>• Requires Rear Bumper (715009770) for installation.</li> <li>• Not compatible with the LinQ Cargo Basket (90 L) (715010173 &amp; 715005274), LinQ Trunk Box 23 US Gal (87 L) (715009499), or LinQ Cargo Box 14 US Gal (53 L) (715010172 &amp; 715006997).</li> </ul>	
<b>Full Rear Bumper</b>	G3L (except 6X6 models)	<b>715008738</b>
	<ul style="list-style-type: none"> <li>• Provides additional protection for your vehicle against obstacles.</li> <li>• Protects the rear lights of the vehicle without obstructing them.</li> <li>• Strong and durable, it must be added to the XT rear bumper (stock or accessory) for full protection.</li> <li>• Wide and sturdy tubular construction with black powder-coat finish and metal corners.</li> </ul>	
<b>XT Rear Bumper</b>	G3L (DPS models only)	<b>715004953</b>
	<ul style="list-style-type: none"> <li>• Sturdy tubular construction.</li> <li>• Protects the vehicle against obstacles.</li> <li>• Standard on Outlander XT and Outlander PRO.</li> <li>• Fits base models with grab bar only.</li> <li>• Required to install the Full Rear Bumper.</li> </ul>	
<b>Fender Flares</b>	G3L (except Electric models)	<b>715005349</b>
	<ul style="list-style-type: none"> <li>• Kit is designed to deliver extra protection to your vehicle from dirt and debris. If you enjoy riding in the mud, it's a must.</li> <li>• Made of injected plastic that hugs your vehicle fenders perfectly.</li> <li>• Give vehicle added flair for a rugged, cool look.</li> <li>• Include front and rear extensions and all mounting hardware.</li> </ul>	

# LIGHTS & ELECTRICAL


## LIGHTS

<b>3.5" (9 cm) LED Lights (2 X 14 W) LED Driving Lights</b>	G3L, G3	<b>715009775</b>
	<ul style="list-style-type: none"> <li>• 14 W LED lights producing 1,260 lumens each.</li> <li>• Equipped with 6 high power LEDs in a heavy-duty die cast aluminum housing.</li> <li>• Features 2 attachment points — if one attachment point fails due to a collision, rotate to the next channel point and re-mount the light.</li> <li>• Sold in pairs.</li> <li>• Spot lens for a narrow and long light beam spread, ideal when driving at higher speeds.</li> <li>• XT or XU Front Bumpers (715004952, 715009289 &amp; 715006614) and Light Power Cable (715005353) required for installation.</li> <li>• Can also be installed on the stock front bumpers (XT and XU).</li> </ul>	
<b>3.5" (9 cm) LED Lights (2 X 14 W) LED Flood Lights</b>	G3L, G3	<b>715009774</b>
	<ul style="list-style-type: none"> <li>• 14 W LED lights producing 1,260 lumens each.</li> <li>• Equipped with 6 high power LEDs in a heavy-duty die cast aluminum housing.</li> <li>• Features 2 attachment points — if one attachment point fails due to a collision, rotate to the next channel point and re-mount the light.</li> <li>• Sold in pairs.</li> <li>• Flood lens for a wide light beam spread, ideal for working applications like cornering, or for dusty or foggy riding conditions.</li> <li>• XT or XU Front Bumpers (715004952, 715009289 &amp; 715006614), and Light Power Cable (715005353) required for installation.</li> <li>• Can also be installed on the stock front bumpers (XT and XU).</li> </ul>	
<b>NEW SMART 10" (25 cm) LED Light Bar</b>	G3, G3L	<b>715008745</b>
	<ul style="list-style-type: none"> <li>• The perfect combination of powerful white and selective yellow LEDs.</li> <li>• Selective yellow is ideal for driving in low visibility conditions.</li> <li>• The light is composed of 16 white LEDs and 8 yellow LEDs.</li> <li>• Spot and Flood combo beam.</li> <li>• The side lens design provides highly effective wide-angle illumination.</li> <li>• The white LEDs produce 8,100 raw lumens and the selective yellow 2,640 raw lumens, delivering stunning lighting performance.</li> <li>• The lens is made from hard-coated polycarbonate.</li> <li>• IP67 and IP69k submersible and pressure washer safe.</li> <li>• Switch options: Off, Low and High. Colour change by flicking the switch quickly.</li> <li>• Wiring Harness (715010044) is required for installation. Sold separately.</li> <li>• Just a heads-up, you'll need a bumper for this.</li> </ul>	
<b>10" (25 cm) Double Stacked LED Light Bar (60 W)</b>	G3L, G3	<b>715002933</b>
	<ul style="list-style-type: none"> <li>• Equipped with 12 5 W Cree LEDs.</li> <li>• 5,400 lumens.</li> <li>• Rugged and waterproof.</li> <li>• Packs a big punch for its size.</li> <li>• XT or XU Front Bumpers (715004952, 715009289, and 715006614), and Light Power Cable (715005353) required for installation.</li> <li>• Can also be installed on the stock front bumpers (XT and XU).</li> </ul>	


<b>15" (38 cm) Double Stacked LED Light Bar (90 W)</b>	G3L, G3	<b>715002934</b>
	<ul style="list-style-type: none"> <li>Equipped with 18 5 W Cree LEDs. 8,400 lumens.</li> <li>Complements the Light Racks and most bumpers.</li> <li>Rugged and waterproof.</li> <li>Lights up to more than 1,900 ft (580 m) in front of the vehicle and around 65 ft (20 m) wide on each side.</li> </ul> <ul style="list-style-type: none"> <li>XT Front Bumper (715004952 and 715009289) and Light Power Cable (715005353) are required for installation.</li> <li>Can also be installed on the stock front bumpers (XT only).</li> </ul>	


<b>NEW LED Light Bar Harness</b>	G3, G3L	<b>715010044</b>
	<ul style="list-style-type: none"> <li>Required to install SMART 10" (25 cm) LED Light Bar (715008745).</li> <li>Plug &amp; play installation.</li> <li>Includes harness and hardware.</li> </ul>	


<b>Light Power Cable</b> (Not illustrated)	G3, G3L	<b>715005353</b>
<ul style="list-style-type: none"> <li>Required for installation of the 10" (25 cm) and 15" (38 cm) LED Light Bars, as well as the 3.5" (9 cm) LED Lights.</li> </ul>		


<b>RAM<sup>†</sup> LED Spotlight</b>	G3, G3L	<b>710005423</b>
	<ul style="list-style-type: none"> <li>540-lumen (9 W) heavy-duty LED spotlight standard-equipped with 1" (2.5 cm) diameter rubber-coated double ball and socket system.</li> </ul>	


## ELECTRICAL









<b>NEW Power Tilt Bed</b>	G3 (6x6 models only) G3L (6x6 models only)	<b>715009338</b>
	<ul style="list-style-type: none"> <li>Powerful cargo box tilter with dash-integrated switch.</li> <li>Supports loads of up to 1,000 lb (453 kg).</li> <li>Features a strong and fast tilting electric actuator.</li> </ul>	



<b>Integrated Heated Grips &amp; Thumb Throttle Combo</b>	G3, G3L	<b>715009284</b>
	<ul style="list-style-type: none"> <li>Heat levels for grips and thumb displayed on vehicle screen.</li> <li>Ergonomic button integrated on LH grip.</li> <li>Single button for both grips and thumb heat selection.*</li> <li>Five temperature settings for the thumb and grips.</li> <li>Adjustable heat ratio between grip and thumb warmer.*</li> <li>Hold button to reach maximum heat quickly.</li> <li>Remembers your last heat setting.</li> </ul> <ul style="list-style-type: none"> <li>IP67-rated waterproof sealing keeps the elements out.</li> <li>ECE compliant.</li> <li>Plug-and-play installation.</li> <li>Clamp-on grips, no glue required.</li> <li>Models with touchscreen or colour display provide enhanced user interface with independent grips and thumb heat level selection.</li> </ul>	

<b>Heated Passenger Grips &amp; Visor Outlet</b>	G3 (MAX models only), G3L (MAX models only)	<b>715005358</b>
	<ul style="list-style-type: none"> <li>Replace your stock passenger handles.</li> <li>Dual temperature switch integrated into seat arm for 3-zone heated handles and grips.</li> <li>Heated visor outlet integrated into seat arm.</li> </ul>	

<b>Seat Heater</b>	G3L	<b>715007211</b>
	<ul style="list-style-type: none"> <li>25 W seat heater delivers chill-free riding comfort.</li> <li>One temperature only.</li> <li>Heated pad and electrical harness only.</li> <li>Heavy-Duty Seat Cover (715008311) is required for installation on 1-up models.</li> <li>Heavy-Duty Seat Cover (715008313) is required for installation on 2-up models.</li> </ul>	






<b>Heated Visor Outlet</b>	G3, G3L	<b>715001246</b>
	<ul style="list-style-type: none"> <li>Strategically positioned on vehicle to maintain your agility.</li> <li>Optional visor outlet that delivers fog-free riding.</li> <li>Quick and easy installation.</li> <li>Sold individually.</li> <li>Heated Visor not included.</li> </ul>	

USB Power Outlet Kit	G3, G3L	219400510
	<ul style="list-style-type: none"> <li>Recharges your electronic devices while riding* (smartphone, MP3, heating gear, etc.).</li> <li>Dual port USB connectors.</li> <li>Plug-and-play kit.</li> <li>Replaces the vehicle's 12 V socket.</li> </ul> <p><i>*The power outlet is not capable of recharging all device types while riding.</i></p>	
USB Intelligent Power Outlet Kit	G3, G3L	715009117
	<ul style="list-style-type: none"> <li>Power all your electronics with this easy-to-mount USB plug.</li> <li>Provides one USB-A 3.0 and one USB-C (PD) plug.</li> <li>Power rate: 36 watts.</li> <li>Intelligent USB charger for a fast charge when battery is low.</li> <li>Replaces the vehicle's 12 V socket.</li> </ul>	
<b>NEW 10.25 in. Colour Touchscreen Display Protector</b>	Vehicle equipped with 10.25 in. Colour Touchscreen Display	860202680
	<ul style="list-style-type: none"> <li>Tempered glass – 0.3 mm thick.</li> <li>9H hardness for tough protection.</li> <li>100% bubble free adhesive.</li> <li>Anti-scratch, anti-glare, and anti-fingerprint.</li> <li>Maintains 99.99% clarity.</li> <li>Easy to clean.</li> <li>Includes cleaning tools: wet wipe, dry wipe, dust absorber, and soft cloth.</li> </ul>	
Cellphone Holder	G3, G3L	715008786
	<ul style="list-style-type: none"> <li>Water resistant door allows for perfect phone positioning.</li> <li>Features capacitive and resistive touchscreen technology.</li> <li>Spring system in back plate automatically adjusts for thickness.</li> <li>Fits all cellphones within 7.2" (185 mm) x 3.3" (85 mm) x 0.6" (15 mm) dimensions.</li> <li>Works with almost all charger wires.</li> <li>Does not include cellphone or charging wires.</li> <li>Requires the RAM Mount for Cellphone Holder (715001985) or the Console Extension (715005368) for installation.</li> <li>If installed on the Console Extension, the Console Extension USB Power Outlet (715008750) is required to charge cellphone.</li> <li>If installed on the Console Extension, Driver Full Wrap Handguards are incompatible.</li> </ul>	
RAM <sup>†</sup> Mount for Cellphone Holder	G3, G3L	715001985
	<ul style="list-style-type: none"> <li>Convenient bracket for installing the Cellphone Holder (715008786) (not included) onto your unit's handlebar.</li> </ul>	
Integrated Audio System	G3, G3L	715005354
	<ul style="list-style-type: none"> <li>Fully integrated and weatherproof audio system.</li> <li>Includes two 6.5" front fender Bluetooth speakers giving you fingertip control of the tracks you're playing.</li> <li>Designed to be Can-Am tough in the most demanding riding conditions.</li> <li>Expertly tuned for exceptional sound, even when you're on the move on your Outlander.</li> <li>Comes with two speakers, each with 50 W dynamic power, for a total of 100 W dynamic power.</li> <li>Seamless integration and operation from any Bluetooth-enabled devices, or via an auxiliary port.</li> <li>Plug-and-play audio system specifically designed not to drain the battery.</li> <li>Compatible with the Console Extension (715005368 or 715009218) and Adventure Windshields.</li> <li>Not compatible with the Adventure Side Wind Deflectors (715005862 or 715009462).</li> <li>Not compatible with Windshield Kits (715006481, 715006480, 715010902 &amp; 715010947)</li> </ul> <p><i>Note: We recommend you use 20 kbps MP3, 192-256 kbps AAC or AIFF, WAV formats to match the potential of the speaker. More compressed formats will probably have degraded sound quality.</i></p>	
Bluetooth Handlebar Soundbar by MTX	G3 (except Electric models) G3L (except Electric models)	219400840
	<ul style="list-style-type: none"> <li>Bluetooth speaker with the unbeatable convenience of fingertip control.</li> <li>Rugged IP66-rated weather-resistant speaker designed for outdoor use.</li> <li>Driven by 150 watts of quality audio power.</li> <li>Seamless integration and operation from Bluetooth enabled devices.</li> <li>Includes input, ground, and ignition wires, plus auxiliary port and 3.5" (8.89 cm) connector cable.</li> <li>Not compatible with XT Handlebar Protector Kit.</li> </ul> <p><i>Note: We recommend you use 320 kbps MP3, 192-256 kbps AAC or AIFF, WAV formats to match the potential of the speaker. More compressed formats will probably have degraded sound quality.</i></p>	
Quick Connect Cable with Battery Indicator	715006055	
	<ul style="list-style-type: none"> <li>Quickly and easily connect and charge different batteries with your charger.</li> <li>3-colour LED indicator provides constant battery health indication.</li> <li>Sold individually.</li> </ul>	


RFID Key Green D.E.S.S.™	G3 (with ITC) G3L (with ITC)	710005232
	<ul style="list-style-type: none"> <li>• Top-security anti-theft protection for your vehicle.</li> <li>• Encrypted chip technology restricts access to your vehicle's electronic ignition system.</li> <li>• One vehicle/one code.</li> <li>• A vibration/shock-resistant ball-and-socket design that ensures a reliable connection.</li> </ul>	<ul style="list-style-type: none"> <li>• 3 programmable modes: Work mode: Limits vehicle speed to 40 kph but does not limit engine torque. Normal mode: Limits vehicle speed to 70 kph and 50% torque reduction. Performance mode: No restrictions.</li> </ul>
<b>NEW Mobile EVSE Level 1 Charging Cable</b>	G3L (Electric models only)	219401227
	<ul style="list-style-type: none"> <li>• Feature compact size, overheating protection mechanism, and an IP67 ingress protection rating.</li> <li>• Bright and smooth panel design with built-in LED indicators</li> <li>• Operates in a wide range of temperatures ( -30°C to 50°C).</li> </ul>	<ul style="list-style-type: none"> <li>• Included: - 1 mobile connector – 9.5' (3 M) cable. - 1 storage bag. - AC type plug: NEMA 5-15 - Voltage: 120 V - Charging Power: 12 A</li> </ul>

# WINCHES


## CAN-AM HD WINCHES


<b>Can-Am HD 2500 Winch</b>	G3 G3L (2025 & up)	715009797
	<ul style="list-style-type: none"> <li>• Ergonomic clutch handle.</li> <li>• Rugged all-steel gears and bushings for more torque and longer life.</li> <li>• Automatic 100% load-holding brake.</li> <li>• Can be used with the Wireless Winch Remote (715008286) or the Can-Am HD Wired Remote Control (715008121) (sold separately).</li> </ul>	<ul style="list-style-type: none"> <li>• Pulling strength capability of 2,500 lb (1,134 kg).</li> <li>• 50 ft. of 3/16" (15.2 m of 4.8 mm) wire steel cable.</li> <li>• Heavy-duty 4-way roller fairlead.</li> <li>• Weather-sealed handlebar-mounted switch.</li> <li>• Sealed solenoid for all-weather protection.</li> <li>• Plug-and-play wiring.</li> <li>• EC &amp; UKCA compliant.</li> </ul>
<b>Can-Am HD 3500 Winch</b>	G3 G3L (2025 & up)	715009798
	<ul style="list-style-type: none"> <li>• Ergonomic clutch handle.</li> <li>• Rugged all-steel gears and bushings for more torque and longer life.</li> <li>• Automatic 100% load-holding brake.</li> <li>• Can be used with the Wireless Winch Remote (715008286) or the Can-Am HD Wired Remote Control (715008121) (sold separately).</li> </ul>	<ul style="list-style-type: none"> <li>• Pulling strength capability of 3,500 lb (1,588 kg).</li> <li>• 50 ft. of 7/32" (15.2 m of 5.6 mm) wire steel cable.</li> <li>• Heavy-duty 4-way roller fairlead.</li> <li>• Weather-sealed handlebar-mounted switch.</li> <li>• Sealed solenoid for all-weather protection.</li> <li>• Plug-and-play wiring.</li> </ul>
<b>Can-Am HD 2500 Winch</b>	G3L 2024 & prior	715006973
	<ul style="list-style-type: none"> <li>• Ergonomic clutch handle.</li> <li>• Rugged all-steel gears and bushings for more torque and longer life.</li> <li>• Automatic 100% load-holding brake.</li> <li>• Can be used with the Wireless Winch Remote (715008286) or the Can-Am HD Wired Remote Control (715008121) (sold separately).</li> </ul>	<ul style="list-style-type: none"> <li>• Pulling strength capability of 2,500 lb (1,134 kg).</li> <li>• 50 ft. of 3/16" (15.2 m of 4.8 mm) wire steel cable.</li> <li>• Heavy-duty 4-way roller fairlead.</li> <li>• Weather-sealed handlebar-mounted switch.</li> <li>• Sealed solenoid for all-weather protection.</li> <li>• Plug-and-play wiring.</li> </ul>
<b>Can-Am HD 3500 Winch</b>	G3L 2024 & prior	715006974
	<ul style="list-style-type: none"> <li>• Ergonomic clutch handle.</li> <li>• Rugged all-steel gears and bushings for more torque and longer life.</li> <li>• Automatic 100% load-holding brake.</li> <li>• Can be used with the Wireless Winch Remote (715008286) or the Can-Am HD Wired Remote Control (715008121) (sold separately).</li> </ul>	<ul style="list-style-type: none"> <li>• Pulling strength capability of 3,500 lb (1,588 kg).</li> <li>• 50 ft. of 7/32" (15.2 m of 5.6 mm) wire steel cable.</li> <li>• Heavy-duty 4-way roller fairlead.</li> <li>• Weather-sealed handlebar-mounted switch.</li> <li>• Sealed solenoid for all-weather protection.</li> <li>• Plug-and-play wiring.</li> </ul>
<b>Can-Am HD 3500-S Winch</b>	G3L 2024 & prior	715008285
	<ul style="list-style-type: none"> <li>• Ergonomic clutch handle.</li> <li>• Rugged all-steel gears and bushings for more torque and longer life.</li> <li>• Automatic 100% load-holding brake.</li> <li>• Can be used with the Wireless Winch Remote (715008286) or the Can-Am HD Wired Remote Control (715008121) (sold separately).</li> </ul>	<ul style="list-style-type: none"> <li>• Pulling strength capability of 3,500 lb (1,588 kg).</li> <li>• 50 ft. of 3/16" (15.2 m of 4.8 mm) synthetic rope.</li> <li>• Heavy-duty Hawse fairlead.</li> <li>• Weather-sealed handlebar-mounted switch.</li> <li>• Sealed solenoid for all-weather protection.</li> <li>• Plug-and-play wiring.</li> </ul>





<b>Can-Am HD 3500-S Winch</b>	G3, G3L 2025 & up	<b>715009799</b>
	<ul style="list-style-type: none"> <li>Ergonomic clutch handle.</li> <li>Rugged all-steel gears and bushings for more torque and longer life.</li> <li>Automatic 100% load-holding brake.</li> <li>Can be used with the Wireless Winch Remote (715008286) or the Can-Am HD Wired Remote Control (715008121) (sold separately).</li> </ul>	<ul style="list-style-type: none"> <li>Pulling strength capability of 3,500 lb (1,588 kg).</li> <li>50 ft. of 3/16" (15.2 m of 4.8 mm) synthetic rope.</li> <li>Heavy-duty Hawse fairlead.</li> <li>Weather-sealed handlebar-mounted switch.</li> <li>Sealed solenoid for all-weather protection.</li> <li>Plug-and-play.</li> </ul>


## WINCH ACCESSORIES

<b>NEW Wireless Winch Remote</b>	All Can-Am HD Winches	<b>715008286</b>
	<ul style="list-style-type: none"> <li>On / Off and Winch In / Winch Out buttons with LED indicator light.</li> <li>Large Winch In / Winch Out buttons for easy activation with gloves.</li> <li>Ergonomic remote handle shape with a trigger-like holding protrusion.</li> <li>Quick and easy to install, thanks to a wiring harness with an integrated antenna and all necessary mounting hardware.</li> </ul>	<ul style="list-style-type: none"> <li>Allows you to operate your winch from anywhere within a 50' (15.2 m) radius, increasing your recovery options.</li> <li>All components are IP67 sealing rated.</li> <li>The remote also floats in case it's dropped during a deep water recovery.</li> <li>Dash and handlebar mounting options.</li> <li>Compatible with all Can-Am HD winches.</li> </ul>

<b>NEW Winch Cable Stopper</b>	All Can-Am HD Winches	<b>715009921</b>
	<ul style="list-style-type: none"> <li>Made of EPDM, a highly durable synthetic rubber.</li> <li>The Winch Cable Stopper isn't just for looks. It helps extend the life of the winch, rope, hook, and fairlead.</li> <li>In addition, the split design makes it easy to install.</li> </ul>	


<b>NEW Winch Harness</b>	G3L (Electric models only)	<b>715009917</b>
	<ul style="list-style-type: none"> <li>Required to install a winch on a Outlander Electric without a factory installed winch.</li> </ul>	

<b>Can-Am HD Wired Remote Control</b>	Can-Am HD Winches	<b>715008121</b>
	<ul style="list-style-type: none"> <li>This kit allows owners to add a handheld remote to their winch or a stock winch.</li> <li>Works with the handlebar-mounted switch.</li> <li>Wired Remote and Remote Socket included.</li> <li>10 ft. wire.</li> </ul>	

<b>Winch Accessories Kit</b>	<b>715002409</b>
	<ul style="list-style-type: none"> <li>Get the most out of your winch.</li> <li>Double your pulling power, change your pulling direction, and keep your winch in proper working order.</li> <li>Includes tree straps, snatch block, shackle, and winching gloves.</li> </ul>

# HITCHES

## HITCHES

<b>Front Receiver Hitch</b>	G3, G3L	<b>715004977</b>
	<ul style="list-style-type: none"> <li>Installs easily. No drilling required.</li> <li>This hitch offers a 1,500 lb (680 kg) towing capacity.</li> <li>Allows you to maneuver your trailer easily in tight, confined areas.</li> <li>Hitch bar sold separately.</li> </ul>	

## HITCH ACCESSORIES

### Rubber Receiver Plug

705204503



- Rubber cap for 2" (5 cm) hitch receiver.

# PERFORMANCE

## PERFORMANCE

### NEW Fixed Riser – 1.5 in. (38 mm)

G3 (except XT-P & Backcountry models),  
G3L, 6x6 DPS

715009919



- 1.5" (38 mm) height.
- Made of lightweight machined aluminum.
- Black powder coat paint.

### NEW Performance Sway Bar Kit

G3 2025 & up  
(except XT, XT-P, 6x6 & Limited)

715010580



- Made of high-strength steel for durability and precision.
- Double bonded rubber bushings on sway bars reduce noise and maintenance and increase durability.
- Includes complete hardware.

### NEW Foam Air Filter by TwinAir<sup>†</sup>

G3L (except Electric models)  
G3 (except Electric models)

715004944

715009125




- Oiled filtering foam for superior dust retaining capacity with high air flow.
- Washable and reusable.

### Snorkel Kit

G3L (except Electric models)

715005073



- Comprehensive snorkel kit for extended air intakes and CVT exhaust.
- The CVT outlet integrates into the pod cover.
- Ideal when riding in muddy conditions.
- Not compatible with windshields.
- Can be installed with the Integrated Audio System (715005354).

### Radiator Relocator Kit

G3L (except Electric models)

715004943



- Relocates radiator to top mount position.
- Prevents cooling performance loss in muddy conditions.
- Allows riders to open the relocator hood for easy radiator cleaning.
- Engineered for easy cooling system bleeding and maintenance.
- Includes support, hardware, and hoses. Uses existing radiator: radiator not included.

### Mud Strap

G3, G3L

715003053



- Convenient sturdy grab-handle.
- Lets drivers redistribute their weight for improved traction in demanding conditions.


### Radiator Protector


G3, G3L

715005333




- Metal shield mounts over radiator face and protects vehicle from stones and branches.
- Easily slides out of its holder for easy cleaning.


<b>Heavy Duty Spring Kits</b>	G3L (except MAX models)	<b>715008202</b> • Front <b>715004942</b> • Rear
	<ul style="list-style-type: none"> <li>Allows riders to replicate the standard HD5/HD7 suspension setup on the Outlander 500/700 (1-up).</li> <li>The heavy-duty springs improve handling and provide enhanced stiffness, which is perfect for snow clearing and hauling heavy loads.</li> <li>Two springs included in the kit.</li> </ul>	


<b>Aluminum Footpeg Kit</b>	G3, G3L	<b>715008199</b>
	<ul style="list-style-type: none"> <li>Provides maximum integrated grip and stability during vigorous riding.</li> <li>The kick-up end gives riders added grip during hard cornering.</li> <li>Made of aluminum, sold in pairs.</li> </ul>	


## EMERGENCY ACCESSORIES



<b>Emergency Kit</b>	<b>715006102</b>
	<ul style="list-style-type: none"> <li>Complete emergency kit provides all essential equipment and supplies to get out of most unfavorable situations powersport enthusiasts may find themselves in.</li> <li>Includes jumper cables, air compressor, tyre-repair kit, first-aid kit, ratchet tie-down, duct tape, 3,300 lb (1,500 kg) tow strap, zip-ties, and cloth rags.</li> </ul>



# COVERS & ADD-ONS


<b>Heavy-Duty Seat Cover</b>	G3, G3L (except MAX models)	<b>715008311</b>
	<ul style="list-style-type: none"> <li>Heavy-duty materials to cover and protect the seat.</li> <li>Designed to fit the vehicle's lines perfectly.</li> <li>Abrasion- and tear-resistant.</li> <li>Easily installed by stretching around the original seat: the elastic holds the cover securely in place.</li> </ul>	

<b>Heavy-Duty Seat Cover</b>	G3L (MAX models only)	<b>715008313</b>
	<ul style="list-style-type: none"> <li>Heavy-duty materials to cover and protect the seat.</li> <li>Designed to fit the vehicle's lines perfectly.</li> <li>Abrasion- and tear-resistant.</li> <li>Easily installed by stretching around the original seat: the elastic holds the cover securely in place.</li> </ul>	

<b>NEW Trailering Cover</b>	G3, G3L (except MAX models)	<b>715010578</b>
	G3, G3L (MAX models only)	<b>715010579</b>
	<ul style="list-style-type: none"> <li>Weather-resistant trailering cover protects your vehicle during storage and transportation.</li> <li>Fuel tank can be accessed via a zip fastener.</li> <li>Heavy-duty canvas made of UV-resistant solution-dyed polyester.</li> <li>Inner soft liner protects windshield and coloured panels from abrasion.</li> <li>Quick and easy clip-on installation.</li> <li>Designed with the vehicle to fit its lines perfectly for less wind resistance and less water accumulation.</li> <li>Can be installed with or without Can-Am accessories.</li> </ul>	

<b>Flag</b>	 <b>715000277</b> • Yellow
	<ul style="list-style-type: none"> <li>Make sure everyone knows what you're riding.</li> <li>Perfect for the dunes and new riders.</li> <li>8-ft. (2.4 m) length.</li> <li>Includes Flag Mount (715000127).</li> </ul>

<b>Ratchet Tie-Downs</b>	 <b>715008309</b> • Black/Grey
	<ul style="list-style-type: none"> <li>400 lb (181 kg) safe working load.</li> <li>1" x 10' (2.5 cm x 3 m) strap with Can-Am, Sea-Doo, and Ski-Doo logos.</li> <li>Deluxe ratchet with rubber handle.</li> <li>Coated S hooks.</li> <li>Pack of 2.</li> </ul>

<b>Heavy-Duty Ratchet Tie-Down</b>	<b>715008308</b>
	<ul style="list-style-type: none"> <li>1,000 lb (454 kg) safe working load.</li> <li>1.5" x 6' (38 mm x 1.8 m) strap with BRP brands.</li> <li>Deluxe ratchet with rubber handle.</li> <li>Black-coated clip hooks.</li> <li>12" (30 cm) webbing included.</li> <li>Pack of two.</li> </ul>



# PARTS AND MAINTENANCE



Models, accessories, and colours shown are subject to availability and may vary by region. Availability is not guaranteed. Please consult your authorised dealer for complete and up-to-date information.



# PARTS AND MAINTENANCE

How to use the EPC	250
Keep an Eye on These Parts	251
SSV XPS Tyres	270
ATV XPS Tyres	271
Lubricant & Oil Change Kit	273
Maintenance Products	274



Models, accessories, and colours shown are subject to availability and may vary by region. Please consult your authorised dealer for complete and up-to-date information.





# BLENDING PERFORMANCE AND SAFETY

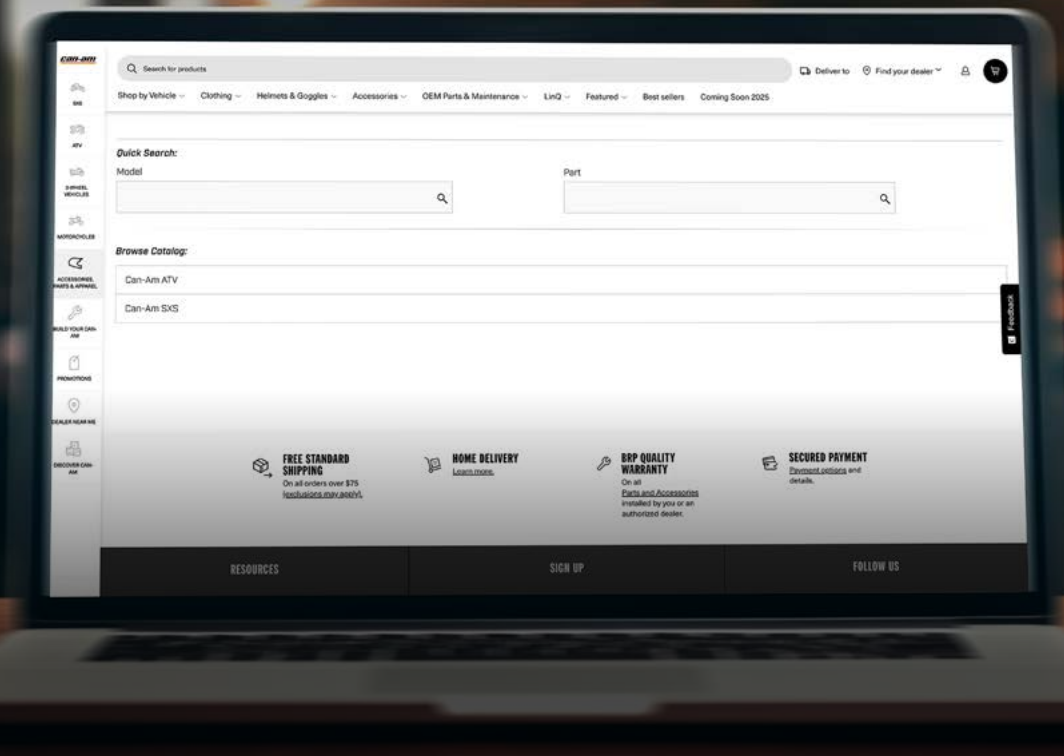
TRUST GENUINE CAN-AM PARTS  
TO KEEP YOUR VEHICLE PERFORMING  
AT ITS BEST.

## ONE-YEAR WARRANTY\*

- ✓ Precisely engineered.
- ✓ Rigorously tested.
- ✓ Factory approved.

\*Covers parts and labor when fitted at an authorised dealer.

# THE ELECTRONIC PARTS CATALOG (EPC)



**MAKES IT EASY TO LOCATE, IDENTIFY, AND ORDER EXACT-FIT PARTS.  
IT'S THE GO-TO RESOURCE FOR VIEWING THE FULL CAN-AM PART LINEUP,  
BUILT TO SAVE TIME AND ELIMINATE GUESSWORK.**

## 3 SIMPLE STEPS TO FIND THE RIGHT PART

**1**

Select the exact vehicle model.

**2**

Choose the vehicle system needing a part.

**3**

Pick the part and add it to the cart. Search by part number or browse the full catalog.



**SCAN THE QR CODE  
FOR INSTANT ACCESS  
TO THE EPC ON ECOM.**

# CAN-AM DEFENDER G1



To make sure your Defender G1 performs as you expect,  
**keep an eye on these components.\*\***

<b>OIL FILTER</b>		420256188
<b>ENGINE OIL</b>		
4T 10W-50 Synthetic Oil	1 quart / 946 ml	9779234
	1 US gallon / 3.785 L	9779235
4T 0W-40 Synthetic Oil	1 quart / 946 ml	9779139
	1 US gallon / 3.785 L	9779140
5W-40 Synthetic Oil	1 quart / 946 ml	9779492
	1 US gallon / 3.785 L	9779493
<b>OIL CHANGE KIT</b>		
5W-40 Synthetic Oil	500 cc or more V-twin engine	9779488
5W-40 Synthetic Oil	ACE 650 cc single cylinder	9779480
0W-40 Synthetic Oil	500 cc or more V-twin engine	9779259
0W-40 Synthetic Oil	ACE 650 cc single cylinder	9779481
10W-50 Synthetic Oil	500 cc or more V-twin engine	9779252
5W-40 Synthetic Oil	450 cc or less	9779487
0W-40 Synthetic Oil	450 cc or less	9779257
<b>TRANSMISSION OIL</b>		
Front Differential	32 oz / 0.946 L	9779158
75W-90 Gear Oil, Synthetic		
Gearbox	32 oz / 0.946 L	9779160
75W-140 Gear Oil, Synthetic		
<b>EMISSION CONTROL</b>		
Fuel Tank Vent Breather Filter Non-EVAP models		709001120
Canister Vent Pre-filter	CARB and EVAP models	709000524
Canister Fuel Filter	CARB and EVAP models	513034047
<b>AIR FILTER</b>		715900394
<b>CVT AIR FILTER</b>		
<b>HD9, HD10</b>		706600419

DRIVE BELT		
HD10	Premium (Stock)	422280652
HD9	Premium (Stock)	422280656
HD7	Premium (Stock)	422280225
Performance (Upgrade)	See Reference Chart for upgrade	
CLUTCH MAINTENANCE KITS		
pDrive Ramp Rollers	Maintenance Kit	420629237
pDrive Torque Rollers	Maintenance Kit	420629224
QRS XD Roller Kit	Pack of 3	861805583
BRAKE PAD KITS		
Front Brake Pads (4 pads + hardware)	Defender (All models)	703501198
Rear Brake Pads (4 pads + hardware)	Defender HD7-HD9-HD10	703501200
	Defender MAX-PRO-6X6	703501199
CV BOOT KITS		
Front Wheel Side		705401345
Front Differential Side		705401355
Rear		705501864
WHEEL BEARINGS		
		293350150
FRONT A-ARM BUSHING KIT		
		703500875
BALL JOINTS		
Lower		703501262
Upper		703501263
SPARK PLUG		
HD10		715900244
HD9		715901051
HD7		715900785
BATTERY		
18 aH Yuasa YTX20L fact. activated		410301203
30 aH Yuasa YIX30L fact. activated		515176151

\*\*Refer to periodic maintenance chart for proper intervals.



# CAN-AM DEFENDER G2



To make sure your Defender G2 performs as you expect,  
**keep an eye on these components.\*\***

## OIL FILTER 420956123

### ENGINE OIL

4T 10W-50 Synthetic Oil	1 quart / 946 ml	9779234
	1 US gallon / 3.785 L	9779235
4T 0W-40 Synthetic Oil	1 quart / 946 ml	9779139
	1 US gallon / 3.785 L	9779140
5W-40 Synthetic Oil	1 quart / 946 ml	9779492
	1 US gallon / 3.785 L	9779493

### OIL CHANGE KIT

5W-40 Synthetic Oil	Rotax 900/999 ACE	9779502
10W-50 Synthetic Oil	Rotax 900/999 ACE	9779503
0W-40 Synthetic Oil	Rotax 900/999 ACE	9779504

### TRANSMISSION OIL

Front Differential	32 oz / 0.946 L	9779158
75W-90 Gear Oil, Synthetic		
Gearbox	32 oz / 0.946 L	9779160
75W-140 Gear Oil, Synthetic		

### EMISSION CONTROL

Fuel Tank Vent Breather Filter	Non-EVAP models	709001120
Canister Vent Pre-filter	CARB and EVAP models	709000524
Canister Fuel Filter	CARB and EVAP models	513034047

### AIR FILTER 715900422

### CVT AIR FILTER 706600423

## DRIVE BELT

HD11	Premium (Stock)	422280652
------	-----------------	-----------

### CLUTCH MAINTENANCE KITS

pDrive Ramp Rollers	Maintenance Kit	420629237
pDrive Torque Rollers	Maintenance Kit	420629224
QRS XD Roller Kit	Pack of 3	861805583

### BRAKE PAD KITS

Front Brake Pads (4 pads + hardware)	Defender (all models)	703501260
Rear Brake Pads (4 pads + hardware)	Defender MAX (all)	703501260
	Defender non-MAX (all)	703501261

### CV BOOT KITS

Front Wheel Side	715901034
Front Differential Side	715901035
Rear Wheel Side	715901064
Rear Differential Side	715901063

### WHEEL BEARINGS 293350151

### BALL JOINTS

Lower	703501262
Upper	703501263

### SPARK PLUG

HD11	715900785
------	-----------

### BATTERY

30 aH Yuasa YIX30L fact. activated	515176151
------------------------------------	-----------

\*\*Refer to periodic maintenance chart for proper intervals.

# CAN-AM MAVERICK R



To make sure your Maverick R performs as you expect,  
**keep an eye on these components.\*\***

## **OIL FILTER** 420956747

### **ENGINE OIL**

4T 10W-50 Synthetic Oil	1 quart / 946 ml	9779234
	1 US gallon / 3.785 L	9779235
4T 0W-40 Synthetic Oil	1 quart / 946 ml	9779139
	1 US gallon / 3.785 L	9779140
4T 5W-40 Full Synthetic Oil	1 quart / 946 ml	9779492
	1 US gallon / 3.785 L	9779493

### **OIL CHANGE KIT**

5W-40 Oil Change Kit	Rotax 999T	9779500
10W-50 Oil Change Kit	Rotax 999T	9779501

### **TRANSMISSION OIL**

Oil Change Kit	Can-Am DCT Transmission	9779725
Differential Oil	32 oz / 0.946 L	9779158
75W-90 Gear Oil, Synthetic		
DCT Gearbox Oil	DCT Fluid 32 oz / 0.946 L	9779710
XPS Synthetic		

### **EMISSION CONTROL**

Fuel Tank Vent Breather Filter	Non EVAP models	709001120
Canister Vent Pre-filter	CARB and EVAP models	709000524
Canister Fuel Filter	CARB and EVAP models	513034047

### **AIR FILTER**

Performance Air Filter by Twin Air†	715002895
Premium Air Filter	715900422

### **BRAKE PAD KITS**

Front Brake Pads	4 pads + hardware	703501223
Rear Brake Pads	4 pads + hardware	703501226

## **CV BOOT KITS**

Rear wheel side, NT1 transmission	X rs	715500543
Rear diff side, NT1 transmission	X rs	715500542
Rear (wheel side), NT2 transmission	MAX & X rc models	715900929
Rear (diff. side), NT2 transmission	MAX & X rc models	715500551
Front (wheel & diff. side)		715900450

## **WHEEL HUBS** (with integrated bearings)

Front	705402652
Rear	705503036

## **BALL JOINTS**

Lower	703501263
Upper	703501262

## **SPARK PLUG**

715900935

## **BATTERY**

18 aH Yuasa YTX20L fact. activated	X rs	410301203
30 aH Yuasa YIX30L fact. activated	X rc	515176151

\*\*Refer to periodic maintenance chart for proper intervals.

# CAN-AM MAVERICK X3



To make sure your Maverick X3 performs as you expect,  
**keep an eye on these components.\*\***

## OIL FILTER 420956123

### ENGINE OIL

4T 10W-50 Synthetic Oil	1 quart / 946 ml	9779234
	1 US gallon / 3.785 L	9779235
4T 0W-40 Synthetic Oil	1 quart / 946 ml	9779139
	1 US gallon / 3.785 L	9779140
4T 5W-40 Full Synthetic Oil	1 quart / 946 ml	9779492
	1 US gallon / 3.785 L	9779493

### OIL CHANGE KIT

5W-40 Full Synthetic	900 ACE	9779489
10W-50 Synthetic Oil	900 ACE	9779261

### TRANSMISSION OIL

Front Differential	32 oz / 0.946 L	9779158
75W-90 Gear Oil, Synthetic		
Gearbox	32 oz / 0.946 L	9779160
75W-140 Gear Oil, Synthetic		

### EMISSION CONTROL

Fuel Tank Vent Breather Filter	Non EVAP models	709001120
Canister Vent Pre-filter	CARB and EVAP models	709000524
Canister Fuel Filter	CARB and EVAP models	513034047

### AIR FILTER

Performance Air Filter by Twin Air†	715002895
Premium Air Filter	715900422

<b>CVT AIR FILTER</b>	706600416
-----------------------	-----------

## DRIVE BELT 422280652

### CLUTCH MAINTENANCE KITS

pDrive Ramp Rollers	Maintenance Kit	420629237
pDrive Torque Rollers	Maintenance Kit	420629224
QRS XD Roller Kit	Pack of 3	861805583

### BRAKE PAD KITS

Front Brake Pads	4 pads + hardware	703501198
Rear Brake Pads	4 pads + hardware	703501199

### CV BOOT KITS

Rear Wheel & Differential Side	715900450
Front Wheel & Differential Side	705401354

### WHEEL BEARINGS 293350151

### BALL JOINTS

Lower	703501262
Upper	703501263

### SPARK PLUG

Maverick X3	Except 900HO	415130363
Maverick X3	900HO	415130795

### BATTERY

18 aH Yuasa YTX20L fact. activated	410301203
------------------------------------	-----------

\*\*Refer to periodic maintenance chart for proper intervals.

# CAN-AM COMMANDER



To make sure your Commander performs as you expect,  
**keep an eye on these components.\*\***

<b>OIL FILTER</b>		420256188
<b>ENGINE OIL</b>		
4T 10W-50 Synthetic Oil	1 quart / 946 ml	9779234
	1 US gallon / 3.785 L	9779235
4T 0W-40 Synthetic Oil	1 quart / 946 ml	9779139
	1 US gallon / 3.785 L	9779140
4T 5W-40 Full Synthetic Oil	1 quart / 946 ml	9779492
	1 US gallon / 3.785 L	9779493
<b>OIL CHANGE KIT</b>		
<b>500 cc or more V-twin engine</b>		
0W-40 Synthetic Oil		9779259
5W-40 Full Synthetic		9779488
10W-50 Synthetic Oil		9779252
<b>ACE 650 cc Single Cylinder</b>		
0W-40 Full Synthetic		9779481
5W-40 Full Synthetic		9779480
<b>TRANSMISSION OIL</b>		
Front Differential	32 oz / 0.946 L	9779158
75W-90 Gear Oil, Synthetic		
Gearbox	32 oz / 0.946 L	9779160
75W-140 Gear Oil, Synthetic		
<b>EMISSION CONTROL</b>		
Fuel Tank Vent Breather Filter	Non EVAP models	709001120
Canister Vent Pre-filter	CARB and EVAP models	709000524
Canister Fuel Filter	CARB and EVAP models	513034047
<b>AIR FILTER</b>		
Performance Air Filter by Twin Air†		715002895
Commander	700 cc & 1000 cc	715900394
Commander	1000R	715900422
<b>CVT AIR FILTER</b>	Except X mr	706600417
<b>DRIVE BELT</b>		
Commander	700	422280225

Commander	2021+ 1000 cc	422280656
Performance (upgrade)	See Reference Chart for upgrade	
<b>CLUTCH MAINTENANCE KITS</b>		
<b>Commander 700</b>		
pDrive Ramp Rollers	Maintenance Kit	420629237
pDrive Torque Rollers	Maintenance Kit	420629224
<b>Commander 1000R</b>		
QRS XD Roller Kit	Pack of 3	861805583
<b>BRAKE PAD KITS</b>		
Front Brake Pads	4 pads + hardware	703501198
Rear Brake Pads	4 pads + hardware	703501199
<b>CV BOOT KITS</b>		
<b>Commander (ABS, X rc models only)</b>		
Front Wheel Side		705401354
Front Wheel Side		705401345
Front Differential Side		705401355
Rear		705501864
<b>WHEEL BEARINGS</b>		293350150
<b>A-ARM BUSHING KIT</b>		703500875
<b>BALL JOINTS</b>		
Lower		703501262
Upper		703501263
<b>SPARK PLUG</b>		715900637
Commander	700	715900785
Commander	1000R	715900244
<b>BATTERY</b>		
18 aH Yuasa YTX20L fact. activated		410301203

\*\*Refer to periodic maintenance chart for proper intervals.



# CAN-AM ATVs G2, G2L, & G2S



To make sure your ATV performs as you expect,  
**keep an eye on these components.\*\***

## OIL FILTER 420256188

### ENGINE OIL

4T 10W-50 Synthetic Oil	1 quart / 946 ml	9779234
	1 US gallon / 3.785 L	9779235
4T 0W-40 Synthetic Oil	1 quart / 946 ml	9779139
	1 US gallon / 3.785 L	9779140
4t 5W-40 Full Synthetic Oil	1 quart / 946 ml	9779492
	1 US gallon / 3.785 L	9779493

### OIL CHANGE KIT

5W-40 Synthetic Oil	500 cc or more V-twin engine	9779488
0W-40 Synthetic Oil	500 cc or more V-twin engine	9779259
10W-50 Synthetic Oil	500 cc or more V-twin engine	9779252
5W-40 Synthetic Oil	450 cc or less	9779487
0W-40 Synthetic Oil	450 cc or less	9779257

### EMISSION CONTROL

Fuel Tank Vent Breather Filter	Non EVAP models	709001120
Canister Vent Pre-filter	CARB and EVAP models	709001109

### AIR FILTER

Performance Air Filter by Twin Air <sup>1</sup>	715001333
Premium Air Filter	707800371

### CVT AIR FILTER

G2S	707001786
G2, G2L	715003483

### DRIVE BELT

450 cc	422280283
500 cc & more	422280366

## BRAKE PADS

Front & Rear Left	Metallic G2	715900248
Front & Rear Right	Metallic G2	715900249
Front & Rear Left	Organic G2, G2L, G2S (except X mr models)	715601015
Front & Rear Right	Organic G2, G2L, G2S (except X mr models)	715601014

## CV BOOT KITS

Front Wheel Side	G2, G2L, G2S (except X mr models)	705401345
Front Differential Side	G2, G2L, G2S (except X mr models)	705401346
Rear	G2, G2L, G2S (except X mr models)	705501864
Front Wheel Side	X mr models	705401354
Front Differential Side	X mr models	705401355
Rear	X mr models	705501864

## WHEEL BEARINGS

FRONT A-ARM BUSHING KIT	703500875
-------------------------	-----------

## BALL JOINTS

Lower	703501262
Upper	703501264

## SPARK PLUG

450, 850, 1000R engines	715900352
570, 650, 1000 engines	715900642

## BATTERY

18 Ah Yuasa YTX20L, fact. activated	410301203
-------------------------------------	-----------

\*\*Refer to periodic maintenance chart for proper intervals.

# CAN-AM ATVs G3, G3L



To make sure your ATV performs as you expect,  
**keep an eye on these components.\*\***

<b>OIL FILTER</b>			420256188
<b>OIL FILTER COVER O-RING</b>			420230922
<b>DRAIN PLUG SEALING RING</b>			420552280
<b>ENGINE OIL</b>			
4T 10W-50 Synthetic Oil	1 quart / 946 ml		9779234
	1 US gallon / 3.785 L		9779235
4T 0W-40 Synthetic Oil	1 quart / 946 ml		9779139
	1 US gallon / 3.785 L		9779140
4T 5W-40 Full Synthetic Oil	1 quart / 946 ml		9779492
	1 US gallon / 3.785 L		9779493
<b>OIL CHANGE KIT</b>			
5W-40 Synthetic Oil	500 cc or more V-twin engine		9779488
5W-40 Synthetic Oil	ACE 650 cc Single cylinder		9779480
0W-40 Synthetic Oil	500 cc or more V-twin engine		9779259
0W-40 Synthetic Oil	ACE 650 cc Single cylinder		9779481
10W-50 Synthetic Oil	500 cc or more V-twin engine		9779252
<b>EMISSION CONTROL</b>			
Fuel Tank Vent Breather Filter	Non EVAP models		709001120
Canister Vent Pre-filter	CARB and EVAP models		709001109
<b>AIR FILTER</b>			
G3			703501249
G3L			703501247

<b>DRIVE BELT</b>			
G3L 500 cc			422280226
G3, G3L 700 cc and more			422280225
<b>DRIVE MAINTENANCE KITS</b>			
Torque Rollers Maintenance Kit			420629224
Ramp Rollers Maintenance Kit			420629237
<b>METALLIC BRAKE PAD</b>			
Left/Right Brake Pad Kit*	(4 pads per kit/hardware included) *Fits front/rear on all G3 1000 and 850 Xmr, and front on G3L.		705602167
Rear Brake Pad Kit**	(2 pads per kit/hardware included) **Fits rear on all G3 850 except Xmr, and G3L.		705602168
<b>CV BOOT KITS</b>			
Front CV Outer Boot Kit	G3-G3L		715500456
Front CV Inner Boot Kit	G3-G3L		715500457
Rear CV Outer Boot Kit	G3-G3L		715500464
Rear CV Inner Boot Kit	G3-G3L		715500465
<b>WHEEL BEARINGS</b>			293350150
<b>BALL JOINTS</b>			
Lower			703501262
Upper			703501264
<b>SPARK PLUG</b>			715900785
<b>BATTERY</b>			
20 Ah, fact. activated	G3		715900973
18 Ah Yuasa YTX20L Fact. activated	G3L		410301203

\*\*Refer to periodic maintenance chart for proper intervals.


Can-Am air filters are built for harsh conditions, delivering superior filtration without choking performance. Made to meet exact specs and protect engines from dust, mud, and debris, they're the first line of defense when the ride gets rough.

## BUILT STRONG. FILTERS SMARTER.

Each filter features high-density pleated media for maximum dirt-holding capacity, a moulded seal for tight fit, and durable construction to prevent collapse in extreme conditions. Engineered to work in sync with Can-Am engines - no guesswork, no compromise.




### AIR FILTERS


Premium Air Filter	Models	
	Defender G1, all packages incl. MAX, 2016–2026 Commander 700, incl. MAX, 2022–2026	<b>715900394</b>
	Maverick X3, all packages incl. MAX, 2017–2026 Maverick R (incl. MAX), 2024–2026 Commander (incl. MAX), 1000R engine only, 2021–2026 Defender G2, all packages, 2026	<b>715900422</b>
	Maverick G1 except 1000T engine, 2013–2018 Commander G1 2011–2020	<b>707800327</b>
	Maverick G1, 1000T engine only, 2015–2017	<b>715900356</b>

### Premium Air Filter

- Premium quality filter.
- Prevents airborne contaminants from reaching your engine.
- Protects internal components against premature wear.

	Models	
	ATV G3, all packages, 2025-2026	<b>703501249</b>
	ATV G3L 2023-2026	<b>703501247</b>
	ATV G2, G2L, G2S 2011-2026	<b>707800371</b>

### OIL FILTERS

Engine Oil Filter	Models	
	Defender G1, Commander	<b>420256188</b>
	Maverick X3, Defender G2 HD11	<b>420956123</b>
	Maverick R	<b>420956747</b>
	ATV G2, G2L, G2S, G3 & G3L	<b>420256188</b>

## Transmission Oil Filter

(Not illustrated)

### Model

Maverick R

420956127

## SPARK PLUGS

### Spark Plugs

### Models



Commander 2013–2017	715901051
Commander 700 2022 and up	715900785
Commander 800R 2018–2020	715901051
Commander 1000R 2018 and up	715900244
Defender HD5 2017–2021	715900352
Defender HD7 2022 and up	715900785
Defender HD8 2016–2021	715901051
Defender HD9 2022 and up	715901051
Defender HD10 2020 and up	715900244
Defender HD11 2026	715900785
Maverick 1000 2014	715900244
Maverick 2015–2017	715900357
Maverick 1000R 2015–2018	715900244
Maverick X3 900HO 2018	415130795
Maverick X3 2017 and up (except 900HO)	415130363
Maverick R 2024 and up	715900935
ATV G3, G3L (all engines)	715900785
ATV G2, G2L, G2S (450, 850, 1000R)	715900352
ATV G2, G2L, G2S (570, 650, 1000)	715900642
ATV DS 90	219703175
ATV DS 250	219703176
ATV DS 450	278002297
ATV DS 650/Traxter	707000008
Renegade 110	A9807639A00A

## BATTERIES

### Yuasa Batteries for SSVs

### Models

### Type

### Amp-hours



Commander	Yuasa YTX20L fact. activated	18	410301203
Defender (base/DPS models)	Yuasa YTX20L fact. activated	18	410301203
Defender (except Base/DPS models)	Yuasa YIX30L fact. activated	30	515176151
Maverick	Yuasa YTX20L fact. activated	18	410301203
Maverick X3	Yuasa YTX20L fact. activated	18	410301203
Maverick R (X rs)	Yuasa YTX20L fact. activated	18	410301203
Maverick R (X rc)	Yuasa YIX30L fact. activated	30	515176151

### Batteries for ATVs

### Models

### Type

### Amp-hours



G3	Factory activated	20	715900973
G3L	Yuasa YTX20L fact. activated	18	410301203
G2, G2L, G2S	Yuasa YTX20L fact. activated	18	410301203
DS 70/90	Factory activated	6	V31500MAA020
DS 250	Yuasa YTX12 fact. activated	10	715900710
DS 450	Yuasa YT7B-BS	6.5	715500305
RENEGADE 70/110	Factory activated	6	V31500MAA020



**CAN-AM AXLES ARE ENGINEERED TO EXACT TOLERANCES, TESTED TO ENDURE EXTREME LOADS, AND BUILT WITH HIGH-GRADE MATERIALS TO HANDLE HEAT, FLEX, AND ABUSE WITHOUT COMPROMISE.**

Genuine Can-Am axles perfectly match drivetrain, steering, and suspension geometries to reduce steering effort, premature wear, and unwanted loads on components such as ball joints, tie-rods, and bearings.

Can-Am axles do more than just transmit power. They protect your ride with carefully engineered thresholds, absorbing stress to protect the rest of your drivetrain.

Every Can-Am axle is precision-machined, heat-treated chromium and molybdenum alloy steel, combined with TPE CV boots and friction- and heat-reducing grease, resulting in longer joint life.



# HOLD THE POWER. TAKE THE HIT.

Axles act as pressure points in the power system, absorbing stress to help protect more complex and costly components. No weak links. Just smart engineering.



Models, accessories, and colours shown are subject to availability and may vary by region. Availability is not guaranteed. Please consult your authorised dealer for complete and up-to-date information.

# AXLES

	Model / Package / Engine*	Years	Front				Rear			
			Right Axle	Left Axle	Boot (diff. side)	Boot (wheel side)	Right Axle	Left Axle	Boot (diff. side)	Boot (wheel side)

## Maverick X3

<b>Width 72"</b> (incl. MAX models)	XRS & XRS DPS (Visco-Lok)	2017	705402100	705402099	705401354	705401354	705502362	715900450	715900450
	XRS Turbo R (Visco-Lok)	2018	705402100	705402099	705401354	705401354	705502362	715900450	715900450
	XRS Turbo R (Smart-Lok) XRC Turbo R (Smart-Lok)	2018–2019	705402048		705401354	705401354	705502362	715900450	715900450
	RS Turbo R (Visco-Lok)	2020–2021	705402100	705402099	705401354	705401354	705502362	715900450	715900450
	XRS Turbo & Turbo RR XRC Turbo & Turbo RR	2020–2026	705402048		705401354	705401354	705502362	715900450	715900450
	RS Turbo RR	2022–2026	705402048		705401354	705401354	705502362	715900450	715900450
	RS Turbo	2024–2026	705402048		705401354	705401354	705502362	715900450	715900450
<b>Width 64"</b> (incl. MAX models)	Base, XDS, XDS DPS (Visco-Lok)	2017	705402098	705402097	705401354	705401354	705502154	715900450	715900450
	XDS Turbo R (Visco-Lok)	2018	705402098	705402097	705401354	705401354	705502154	715900450	715900450
	Base (Visco-Lok) Turbo (Visco-Lok) Turbo R (Visco-Lok)	2018–2020	705402098	705402097	705401354	705401354	705502154	715900450	715900450
	DS Turbo (Visco-Lok) DS Turbo R (Visco-Lok)	2021	705402098	705402097	705401354	705401354	705502154	715900450	715900450
	XRC Turbo (Smart-Lok)	2018–2021	705401634		705401354	705401354	705502154	715900450	715900450
	XDS Turbo R (Smart-Lok)	2019	705401634		705401354	705401354	705502154	715900450	715900450
	XDS Turbo (Smart-Lok) XDS Turbo RR (Smart-Lok)	2020–2021	705401634		705401354	705401354	705502154	715900450	715900450
	DS Turbo & Turbo RR XRC Turbo RR XDS Turbo RR	2022–2026	705401634		705401354	705401354	705502154	715900450	715900450

## Maverick R

	All models	2024	705402490	715900450	715900450	705503778	715500542	715500543
	XRS	2025–2026	705402490	715900450	715900450	705503778	715500542	715500543
	XRS MAX XRC & XRC MAX	2025–2026	705402490	715900450	715900450	705503943	715500551	715900929

## Defender G1

<b>Base / DPS</b> (incl. MAX models)	DPS HD5	2017–2021	705401936	705401937	705401355	705401345	705502479	705502478	705501864	705501864
	DPS HD7	2022–2026	705402750	705402749	705401355	705401345	705503100	705501864	705501864	705501864
	DPS HD8	2016–2021	705401936	705401937	705401355	705401345	705502451	705501864	705501864	705501864
	DPS HD9	2022–2026	705401936	705401937	705401355	705401345	705502451	705501864	705501864	705501864
	DPS HD10	2016–2019	705401936	705401937	705401355	705401345	705502451	705501864	705501864	705501864
	DPS HD10	2020–2026	705402407	705402408	705401355	705401345	705502831	705501864	705501864	705501864
<b>XT / XU</b> (incl. MAX models)	XT HD8 XU HD8	2016–2021	705401936	705401937	705401355	705401345	705502451	705501864	705501864	705501864
	XU HD7	2022–2026	705402750	705402749	705401355	705401345	705503100	705501864	705501864	705501864
	XT HD9 XU HD9	2022–2026	705401936	705401937	705401355	705401345	705502451	705501864	705501864	705501864
	XU HD10	2023–2025	705402407	705402408	705401355	705401345	705502831	705501864	705501864	705501864
	XT HD10	2020–2026	705402407	705402408	705401355	705401345	705502831	705501864	705501864	705501864
<b>Limited / Lone Star</b> (incl. MAX models)	Limited CAB HD10 Lone Star HD10	2020	705402449	705402450	705401355	705401345	705503051	705501864	705501864	705501864
	Limited CAB HD10	2023	705403204	705403205	705401355	705401354	705503051	705501864	705501864	705501864
	Limited HD10	2024–2025	705402420		705401355	705401354	705503051	705501864	705501864	705501864
<b>XMR</b> (incl. MAX models)	XMR HD10	2018	705402228		705401355	705401354	705503051	705501864	705501864	705501864
	XMR HD10	2019–2025	705402420		705401355	705401354	705503051	705501864	705501864	705501864

## Defender PRO G1

<b>PRO</b>	PRO DPS HD10	2020–2026	705402407	705402408	705401355	705401345	705502831	705501864	705501864
------------	--------------	-----------	-----------	-----------	-----------	-----------	-----------	-----------	-----------

## Defender 6x6 G1

<b>6x6</b>							2nd (middle) axle	3rd (rear) axle		
	6x6 DPS HD10	2023–2026	705402407	705402408	705401355	705401345	705502831	705502831	705501864	705501864

## Defender G2

<b>Incl. MAX models</b>	LoneStar CAB Limited CAB XMR	2026	705403358		715901035	715901034	705503483	715901063	715901064
	XT & XT CAB XU	2026	705403360	705403361	715901035	715901034	705503483	715901063	715901064

## Commander G1

<b>Incl. MAX models</b>	All models	2011–2015	705401872	705401871	705401346	705401345	705502359	705501864	705501864
	All models	2016–2020	705401872	705401871	705401346	705401345	705502411	705501864	705501864

## Commander G2

<b>Incl. MAX models</b>	DPS 1000R	2021–2026	705402030	705402031	705401355	705401345	705502552	705501864	705501864
	XT 700 & HD7 DPS 700 & HD7	2022–2026	705402873	705402874	705401355	705401345	705502552	705501864	705501864
	XT 1000R	2021–2026	705402717	705402718	705401355	705401345	705502757	705501864	705501864
	XTP 1000R	2021–2026	705402282		705401355	705401354	705502757	705501864	705501864
	XMR 1000R	2022–2026	705402282		705401355	705401354	705502757	705501864	705501864

\*Includes MAX models unless otherwise specified.

## AXLES

	Model / Package / Engine*	Years	Front				Rear			
			Right Axle	Left Axle	Boot (diff. side)	Boot (wheel side)	Right Axle	Left Axle	Boot (diff. side)	Boot (wheel side)
ATV G3L										
Base / DPS / XT / PRO (incl. MAX models)	Base & DPS 500 PRO & PRO XU HD5 Base, DPS & XT 700 PRO & PRO XU HD7	2023–2024	705402250	705402251	715500457	715500456	705502928		715500465	715500464
	Base & DPS 500 PRO & PRO XU HD5 Base, DPS & XT 700 PRO & PRO XU HD7	2025–2026	705402250	705402251	715500457	715500456	705503679		715500465	715500464
XMR	XMR 700	2023–2024	705402250	705402251	715500457	715500456	705502928		715500465	715500464
	XMR 700	2025–2026	705402250	705402251	715500457	715500456	705503679		715500465	715500464
EV	Electric	2026	705402250	705402251	715500457	715500456	705503679		715500465	715500464
6X6							2nd (middle)    3rd (rear)			
	6x6 DPS 700	2026	705402250	705402251	715500457	715500456	705503679		715500465	715500464

## ATV G3

<b>DPS / XT / XTP / LTD</b> (Including MAX models)	DPS 1000 DPS 1000R	2025–2026	705403312	705403313	715500528	715500464	705503459		715500532	715500531
	XT 1000 XT 1000R	2025–2026	705403312	705403313	715500528	715500464	705503459		715500532	715500531
	XTP 1000 XTP 1000R	2025–2026	705403312	705403313	715500528	715500464	705503459		715500532	715500531
	LTD 1000 LTD 1000R	2025–2026	705403312	705403313	715500528	715500464	705503459		715500532	715500531
<b>XMR</b>	XMR 850 XMR 1000 & 1000R Backcountry 1000R	2025–2026	705403316	705403317	715500530	715500529	705503461		715500532	715500531
<b>Base / DPS / XT (inc. MAX)</b>	Base, DPS & XT 850	2025–2026	705403361	705403362	715500457	715500456	705503679		715500465	715500464
							2nd (middle)	3rd (rear)		
	6x6 Backcountry 1000R	2026	705403316	705403317	715500530	715500529	705503461	705503461	715500532	715500531
<b>6x6 (inc. MAX)</b>	6x6 DPS 850	2026	705403361	705403362	715500457	715500456	705503679	705503679	715500465	715500464

## ATV G2L

<b>Base / DPS / XT / STD+</b> (incl. MAX models)	Base 450 DPS 450	2015–2023	705401428	705401429	715900299	715900298	705501897	705501898	705401346	705401345
	STD+ 450	2022	705401428	705401429	715900299	715900298	705501897	705501898	705401346	705401345
	Base 500 DPS 500	2015	705401428	705401429	715900299	715900298	705501897	705501898	705401346	705401345
	Base 570 DPS 570	2016–2023	705401428	705401429	715900299	715900298	705501897	705501898	705401346	705401345
	XT 570	2017–2023	705401428	705401429	715900299	715900298	705501897	705501898	705401346	705401345
<b>XMR/MR</b>	STD+ 570	2022	705401428	705401429	715900299	715900298	705501897	705501898	705401346	705401345
	2016 - 2023	705401116	705401115	705401346	705401345	705501486	705501485	705401346	705401345	705501864
	2022 - 2023	705401116	705401115	705401346	705401345	705501486	705501485	705401346	705401345	705501864
<b>6x6 (incl. MAX models)</b>							2nd (middle)	3rd (rear)		
	6x6 DPS 450	2019–2024	705401428	705401429	715900299	715900298	705501897	705501898	705401346	705401345
							Right 3rd	Left 3rd		
							705501898	705501897		

## ATV G2 / G2S

<b>Base / DPS / XT / XXC / XTP / LTD /</b> (incl. MAX models)	Base, DPS, XT 650	2015–2018	705401116	705401115	705401346	705401345	705501486	705501485	705401346	705401345
	Base, DPS, XT, XXC & XTP 800R	2015	705401116	705401115	705401346	705401345	705501486	705501485	705401346	705401345
	Base, DPS, XT, XXC, XTP & LTD 1000	2015–2018	705401116	705401115	705401346	705401345	705501486	705501485	705401346	705401345
	Base, DPS, XT, XXC & XTP 850	2016–2018	705401116	705401115	705401346	705401345	705501486	705501485	705401346	705401345
	Winter Edition 650	2018	705401116	705401115	705401346	705401345	705501486	705501485	705401346	705401345
	Winter Edition 850	2018	705401116	705401115	705401346	705401345	705501486	705501485	705401346	705401345
<b>Base / DPS / XT</b> (inc. MAX models)	Base, DPS & XT 500	2015	705401428	705401429	715900299	715900298	705501486	705501485	705501864	705501864
	DPS & XT 570	2016	705401428	705401429	715900299	715900298	705501486	705501485	705501864	705501864
	Base 570	2016–2018	705401428	705401429	715900299	715900298	705501486	705501485	705501864	705501864
	DPS & XT 570	2018	705401428	705401429	715900299	715900298	705501486	705501485	705501864	705501864
<b>XMR</b>	XMR 650	2015–2018	705401703	705401704	705401355	705401354	705501848	705501847	705501864	705501864
	XMR 800R	2015	705401703	705401704	705401355	705401354	705501848	705501847	705501864	705501864
	XMR 1000	2015	705401703	705401704	705401355	705401354	705501848	705501847	705501864	705501864
	XMR 1000R	2016–2018	705401703	705401704	705401355	705401354	705501848	705501847	705501864	705501864
	XMR 650	2019–2026	705402238	705403009	705401355	705401354	705503024	705503025	705501864	705501864
	XMR 850	2019–2024	705402238	705403009	705401355	705401354	705503024	705503025	705501864	705501864
	XMR 1000R	2019–2026	705402238	705403009	705401355	705401354	705503024	705503025	705501864	705501864

## AXLES

	Model / Package / Engine*	Years	Front				Rear			
			Right Axle	Left Axle	Boot (diff. side)	Boot (wheel side)	Right Axle	Left Axle	Boot (diff. side)	Boot (wheel side)
ATV G2 / G2S (continued)										
Base / DPS / XT / XTP / XXC / XMR (inc. MAX)	Renegade 570	2019–2022	705402236	705402235	705401346	705401345	705502711	705502710	705501864	705501864
	Renegade XMR 570	2019–2021	705402236	705402235	705401346	705401345	705502711	705502710	705501864	705501864
	DPS & XT 650	2019–2022	705402236	705402235	705401346	705401345	705502711	705502710	705501864	705501864
	Base 650	2019–2025	705402236	705402235	705401346	705401345	705502711	705502710	705501864	705501864
	Winter Edition 650	2019	705402236	705402235	705401346	705401345	705502711	705502710	705501864	705501864
	Winter Edition 850	2019	705402236	705402235	705401346	705401345	705502711	705502710	705501864	705501864
	XXC 850	2019–2022	705402236	705402235	705401346	705401345	705502711	705502710	705501864	705501864
	Base, DPS, XT, XTP 850	2019–2024	705402236	705402235	705401346	705401345	705502711	705502710	705501864	705501864
	North Edition 850	2020–2021	705402236	705402235	705401346	705401345	705502711	705502710	705501864	705501864
	Hunting Edition 850	2023–2024	705402236	705402235	705401346	705401345	705502711	705502710	705501864	705501864
	Base & DPS 1000R	2019	705402236	705402235	705401346	705401345	705502711	705502710	705501864	705501864
	XT, XTP & LTD 1000R	2019–2024	705402236	705402235	705401346	705401345	705502711	705502710	705501864	705501864
	XXC 1000R	2019–2026	705402236	705402235	705401346	705401345	705502711	705502710	705501864	705501864
6x6 (inc. MAX models)							2nd (middle)	3rd (rear)		
	6x6 XT 650	2015–2016	705401116	705401115	705401346	705401345	705501486	705501485	705401346	705401345
	6x6 DPS 650	2017–2018	705401116	705401115	705401346	705401345	705501486	705501485	705401346	705401345
	6x6 XT 1000	2015–2018	705401116	705401115	705401346	705401345	705501486	705501485	705401346	705401345
	6x6 DPS 650	2019–2025	705402236	705402235	705401346	705401345	705502711	705502710	705501864	705501864
	6x6 XT 1000	2019–2025	705402236	705402235	705401346	705401345	705502711	705502710	705501864	705501864
							Right 3rd	Left 3rd		
	6x6 XT 650						705501485	705501486		
	6x6 DPS 650						705501485	705501486		
	6x6 XT 1000						705501485	705501486		
	6x6 DPS 650						705502710	705502711		
	6x6 XT 1000						705502710	705502711		



BALL JOINT

Suspension Arm Ball Joint with Hardware for SSVs



Models		
Lower	Upper	
All models & packages except Maverick R, 2015-2026	Maverick R, 2024-2026	703501262
Maverick R, all packages, 2024-2026	Defender, G1 & G2, all packages 2017-2026 Maverick X3, All Packages, 2018-2026 Commander G2, all packages 2021-2026	703501263
-	Commander G1, 2011-2020 Maverick G1, 2014-2018	703501264

Suspension Arm Ball Joint with Hardware for ATVs



Models		
Lower	Upper	
All models & packages 2015-2026	-	703501262
-	All models & packages 2015-2026	703501264
• Robust design for off-road usage and sealed for prolonged durability.		

Strength, stability, and control. Can-Am A-arms and ball joints are built to keep the suspension locked in and tyres planted. Engineered for max articulation, impact resistance, and durability in brutal terrain, they help keep machines running and riders moving.

MADE TO FLEX.  
BUILT TO HOLD.

High-strength ball joints absorb punishing hits and deliver full-angle movement without binding. Superior sealing and lubrication keep dirt out and performance in. Designed to maintain contact with the ground, because traction means control, and control means confidence.







Engineered to fit each Can-Am model, BRP drive belts are precisely calibrated to match clutch systems for maximum transfer, zero RPM loss, and unmatched throttle response. Field-tested and race-proven, they're built to take the heat. Literally.

# DESIGNED TO PERFORM. PROVEN TO WIN.

From dyno to desert, BRP drive belts are tested in brutal real-world and race conditions.

1

## THE TOP COG

adds strength and limits deformation. It's made from a different compound than the lower cog to suit distinct power transfer roles.

2

## ADHESION LAYERS

promote bonding between the cogged undercord compound and the aramid cord.

3

## THE TENSILE CORD

is made with lightweight, high-strength aramid cords, each layer matched to your vehicle's specific power and performance demands.

1

2

3

2

4

5

4


## THE UNDERCORD

is a custom mix of natural/synthetic rubbers and high-performance materials, designed for ideal flex and clutch engagement.


5

## IMPREGNATED FABRIC


boosts wear resistance for both the belt and your clutches.





## BELTS

Drive Belts	Models	CVT Drive Belt	Belt Upgrade	CVT Cover Gasket
 <ul style="list-style-type: none"> <li>• High-performance design ideal for off-road use.</li> <li>• BRP-specific calibration adjusted to best suit your Can-Am vehicle.</li> </ul>	Commander 700 2022 and up	<b>422280225</b>	-	-
	Commander 2020 and prior	<b>422280366</b>	-	<b>420430126</b>
	Commander 2021 and up (1000cc)	<b>422280656</b>	<b>422280652</b>	<b>420450400</b>
	Defender HD5 2017-2021	<b>422280283</b>	-	-
	Defender HD7 2022 and up	<b>422280225</b>	-	-
	Defender HD8 2016-2021	<b>422280656</b>	<b>422280652</b>	-
	Defender HD9 2022 and up	<b>422280656</b>	<b>422280652</b>	<b>420450400</b>
	Defender HD10 2018-2019	<b>422280656</b>	<b>422280652</b>	-
	Defender HD10 2020 and up	<b>422280652</b>	-	<b>420450400</b>
	Defender HD11 2026	<b>422280652</b>	-	-
	Maverick Trail 700 2022 and up	<b>422280225</b>	-	-
	Maverick Sport/Trail 1000 2018 and up	<b>422280656</b>	<b>422280652</b>	<b>420450400</b>
	Maverick X3 2018 and up (except 900HO)	<b>422280652</b>	-	<b>420450405</b>
	Maverick X3 900HO 2018	<b>422280656</b>	<b>422280652</b>	-
	ATV G3L (500 cc)	<b>422280226</b>	-	-
	ATV G3, G3L (700 cc and more)	<b>422280225</b>	-	-
	ATV G2, G2L, G2S (450 cc)	<b>422280283</b>	-	-
	ATV G2, G2L, G2S (500 cc and more)	<b>422280366</b>	-	-
	ATV DS90	<b>V23100CJF020</b>	-	-
	Renegade 110	<b>A2310018S000</b>	-	-

## PDRIVE MAINTENANCE KITS

pDrive Maintenance Kits	Models	Torque Rollers Maintenance Kit	Ramp Rollers Maintenance Kit
 420629224      420629237	Commander 700 2022 and up	<b>420629224</b>	<b>420629237</b>
	Defender HD7 2022 and up		
	Maverick X3 Turbo 2023 and up		
	Maverick X3 Turbo RR 2022 and up		

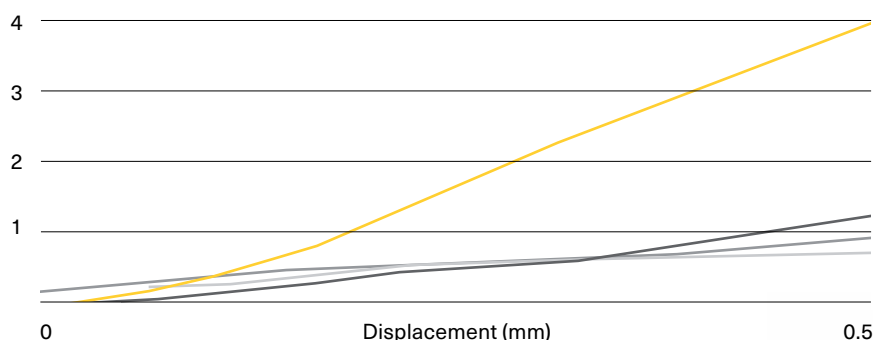
## QRS ROLLERS

QRS XD Roller Kit (pack of 3)	Models	
	Commander 1000R 2021 and up	<b>861805583</b>
	Defender HD9 2022 and up	
	Defender HD10 2020 and up	
	Defender HD11 2026	
	Maverick Sport 1000R 2019 and up	
	Maverick X3 Turbo/Turbo R 2018 and up	
	Maverick X3 Turbo RR 2020 and up	
	Maverick X3 900HO 2018	
	Maverick X3 2017-2018	
QRS XD Roller Kit (pack of 2)	Models	
	Defender HD8 2016-2021	<b>861805577</b>
	Defender HD10 2016-2019	
	Maverick 1000 Turbo XDS 2015-2017	
	Maverick Sport 1000 2019-2022	
	Maverick Trail 800/800R 2018-2021	
	Maverick Trail 1000 2018 and up	



DUPLICATE OF LOAD APPLIED

## DEFORMATION RESISTANCE UNDER STATIC COMPRESSION TEST



### BRP XD roller

The **BRP XD roller** withstands 4 times the load in compression compared to most popular aftermarket thermoplastic-type rollers with a displacement/deformation of 0.5 mm.

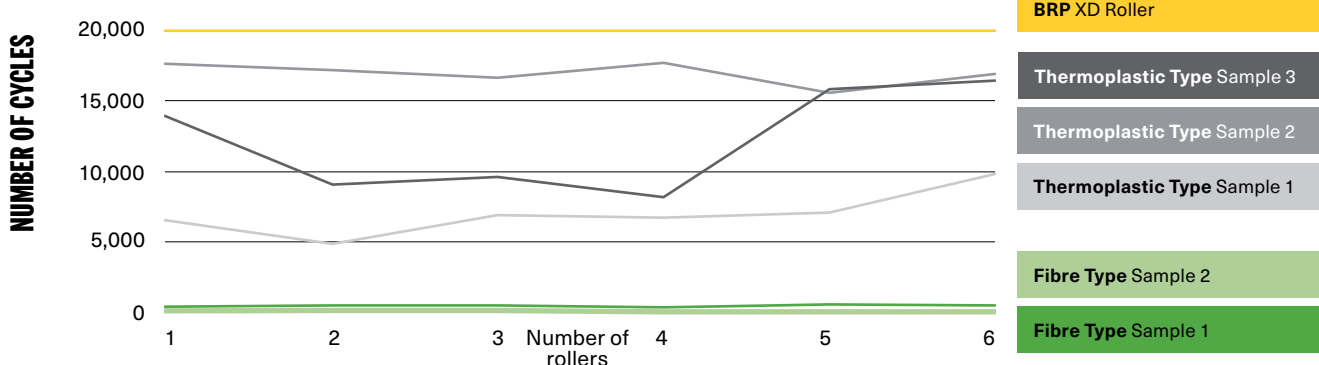
QRS XD rollers are built to take a beating. With more impact resistance and less deformation than standard designs, they hold up under pressure, protect belt performance, and keep the pulley system running clean and smooth, ride after ride.

## BUILT TOUGH TO KEEP POWER MOVING

Stronger than fibre rollers and more stable than thermoplastic designs, QRS XD rollers resist high-impact shocks and deformation that can seize pulleys or shred belts. A major upgrade for reliability, durability, and consistent performance under stress.



## CYCLING TEST



### BRP XD Roller

### Thermoplastic Type Sample 3

### Thermoplastic Type Sample 2

### Thermoplastic Type Sample 1

### Fibre Type Sample 2

### Fibre Type Sample 1

The **BRP XD rollers** performed 40% more cycles\* than the average for thermoplastic-type rollers and 99% more cycles\* than the average for fibre-type rollers. Both thermoplastic and fibre roller tests ended in failure.

\*Based on 20,000 cycles of our XD rollers, without any signs of failure.



# XPS

## A TYRE FOR EVERY PURPOSE.



## XPS TYRES

aren't just made to fit your vehicle, they're made to work perfectly with it.

### DESIGN

Designed and engineered specifically for Can-Am, all tread patterns and tyre aspects have been crafted to exact XPS specifications, giving you an exclusive tyre designed to perform like no other.

### TESTING

Every XPS tyre goes through extreme testing - such as puncture, mileage, speed rating, and weight - to meet the same performance standards as your Can-Am vehicle.

### COMPLETE LINEUP

The fast-growing lineup of XPS tyres covers a vast range of the most popular sizes and specifications. ATV or SSV, 6- or 8-ply rating, radial or not, XPS has a purpose built tyre for your playground.

# SSV XPS TYRES

## SHOP BY USAGE



GRAVEL &  
HARD PACK



ROCK



MUD

### NEW XPS Hammer King



- 8-ply rated construction.
- Flatter tyre profile for large contact patch.
- Tread pattern is tighter to help float over desert type terrain and keep ride smoother at high speeds.
- Aggressive sidewall for increased traction when in rocky terrain.
- Tread depth: 15 mm (0.6").

**705403785** • UT 32X10R15

**705403945** • UT 30X10R14

**705403683** • UT 35X10R16

**705403784** • UT 30X10R15

### XPS Hammer Force



- Light truck-inspired tyre.
- 8-ply rated construction.
- Rock-crawling tread pattern with unique contact patch.
- Aggressive sidewall for maximum traction when faced with technical terrains.
- Tread depth: 15 mm (0.6").

**705402918** • 30X10R15

### XPS Trail King 2



- All-terrain radial tyre.
- 8-ply rated construction.
- Tyre excels in various terrains, from loose to hard packed.
- Non-directional tread pattern with optimised construction providing precision handling and ensuring maximum grip and low rolling resistance
- Tread depth: 20 mm (0.8").

**705403482** • 29X9R14

**705403663** • 29X11R14

### XPS Trail King



- All-terrain radial tyre.
- 8-ply rated construction.
- Aggressive tread pattern for tougher terrains.
- An almost continuous centre tread offers a smoother trail ride.
- Tread depth: 26 mm (1.02").

**705403081** • 27X9R14

**705503355** • 27X11R14

**705402825** • 28X9R14

**705503181** • 28X11R14

### XPS Trail Force



- All-terrain radial tyre.
- 8-ply rated construction.
- Versatile and suitable for many types of terrain.
- Aggressive tread pattern for better traction on dirt, mud and rocky terrains.
- Tread depth: 20 mm (0.78").

**705402754** • 27X9R14

**705503103** • 27X11R14

### XPS Trac Force



- All-terrain light truck style radial tyre.
- 8-ply rated construction.
- Central tread for good grip and comfort on compact terrain.
- Tread depth: 18 mm (0.71").

**705403080** • 30X9R14

**705403369** • 30X9R15

**705503354** • 30X10R14

**705403586** • UT 30X10R14\*

**705403370** • 30X10R15

**705403416** • UT 32X10R16\*

**705403587** • UT 32X10R15\*

\*6 ply rating

### XPS Swamp King



- Radial tyres for mud and trail.
- 8-ply rated construction.
- Ultimate performance in mud without sacrificing good trail handling.
- Tread depth: 38 mm (1.5").

**705503855** • UT 30X10R15

### XPS Swamp Force



- Hybrid radial tyre for mud and trail.
- 8-ply rated construction.
- Unique tread pattern allowing good grip in mud and mud ejection.
- Centre tread provides for comfortable trail riding.
- Tread depth: 36-38 mm (1.41"-1.5").

**705403201** • 30X9R14

**705503387** • 30X11R14

# ATV XPS TYRES

## SHOP BY USAGE



GRAVEL &  
HARD PACK



ROCK



MUD

### NEW XPS Recon Force



- Utility inspired tyre.
- Shallow depth tread designed to handle hard pack terrain, increasing tread life.
- Tight tread pattern to offer a smooth ride and minimal ground disturbance without compromising performance.
- Designed for efficiency.
- Tread depth: 15 mm - (0.6").

**705403520** • 26X8R14  
**705503616** • 26X10R14

### NEW XPS Iron Force



- 6-ply rated construction.
- Multiple crown radius setup made to look square, reduce steering feedback, and enhance grip and tyre cornering.
- Tread depth: 16 mm - (0.6").

**705403823** • 30X9R14

### XPS Trail Force



- All-terrain radial tyre.
- 6-ply rated construction.
- Versatile and suitable for many types of terrain.
- Aggressive tread pattern for better traction on dirt, mud and rocky terrains.
- Tread depth: 20 mm (0.78").

**705403026** • 26X8R14  
**705503322** • 26X10R14

### XPS TRAIL KING



- All-terrain radial tyre.
- 6-ply rated construction.
- Aggressive tread pattern for tougher terrains.
- An almost continuous centre tread offers a smoother trail ride.
- Tread depth: 22 mm - (0.90").

**705402713** • 26X8R12  
**705503073** • 26X10R12  
**705403464** • 27X8R14  
**705503579** • 27X10R14  
**705403730** • 28X8R14  
**705503813** • 28X10R14

### XPS TRAIL KING 2



- All-terrain radial tyre.
- 6-ply rated construction.
- Tyre excels in various terrains from loose to hard packed.
- Non-directional tread pattern with optimised construction providing precision handling and ensuring maximum grip and low rolling resistance.
- Tread depth: 20 mm - (0.8").

**705403398** • 26X8R14  
**705503518** • 26X10R14  
**705403397** • 27X8R14  
**705503517** • 27X10R14

### XPS SWAMP KING



- Bias tyres for mud and trail.
- 6-ply rated construction.
- Ultimate performance in mud without sacrificing good trail handling.
- Tread depth: 38 mm (1.49").

**705403674** • 28X8X14  
**705503762** • 28X10X14

### XPS SWAMP KING XL



- Bias ply for mud and trail.
- 6-ply rated construction.
- Our best performing mud tyre that does not compromise your trail riding.
- Deep V grooved lugs with extended shoulder tread for max traction in deep ruts that also help eject mud faster.
- Tread depth: 38 mm (1.49") centre, max depth 52 mm (2.05").

**705403381** • 30X9X14  
**705503687** • 30X10X14





Powersport engines are some of the most powerful for their size. This reality creates a lot of pressure and stress on all components, including oils and lubricants. Finding the right balance between lubrication and durability is hard, but that's exactly what you'll find in every XPS bottle. Our chemistry evolved over thousands of testing hours to deliver power and durability like only XPS can.

# XPS

## OIL THAT GOES THE DISTANCE



## XPS OILS

Developed as an integral part of the engine and vehicle, XPS lubricants don't settle for a certification. Always looking for more power and torque is in our DNA. This quest for performance created our need for specifically engineered lubricants.

# LUBRICANT & OIL CHANGE KIT

## LUBRICANT

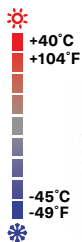
### XPS 4T 10W-50 Synthetic Oil



- Engineered for heavy-duty and high-performance 4-stroke engines, including turbocharged, supercharged and racing engines.
- Formulated using carefully selected and strenuously tested base stocks and custom additives.
- Offers thick film strength to protect bearings and a proven high-temp detergency to minimise deposits, prevent shear, provide thermal stability, and combat fuel dilution to ensure maximum performance from your engine.

**9779234** • 1 qt / 946 ml  
**9779235** • 1 US gal / 3.785 L

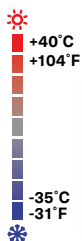
### XPS 4T 0W-40 Synthetic Oil



- Powersport formula with premium anti-wear and anti-corrosion additives.
- The best choice for high-performance snowmobile, ATV, and SXS 4-stroke engines used in cold weather.
- Provides superior engine and transmission protection against heat, rust and corrosion.
- Delivers optimal performance in high and low temperatures.

**9779139** • 1 qt / 946 ml  
**9779140** • 1 US gal / 3.785 L

### XPS 4T 5W-40 Synthetic Oil



- Off-road formula with premium anti-wear and anti-corrosion additives.
- Designed for high-performance off-road, on-road, and PWC 4-stroke engines, including turbo or supercharged powersports engines.
- Provides superior engine and transmission protection against rust and corrosion, even in extreme conditions.

**9779492** • 1 qt / 946 ml  
**9779493** • 1 US gal / 3.785 L

## OIL CHANGE KIT

### Engine Oil Change Kit



- Ultra-convenient "all-in-one" Engine Oil Change Kit saves time and money.
- Includes XPS Synthetic or Synthetic Blend Oil, oil filter, O-rings and washer.

#### Engine

#### Product

#### Mono Cyl

450 cc or less

Can-Am Oil Change Kit 5W40

**9779487**

450 cc or less

Can-Am Oil Change Kit 0W40

**9779257**

ACE 650 cc Single Cylinder

Can-Am Oil Change Kit 5W40

**9779480**

ACE 650 cc Single Cylinder

Can-Am Oil Change Kit 0W40

**9779481**

#### VTwin

500 cc + V-Twin

Can-Am Oil Change Kit 5W40

**9779488**

500 cc + V-Twin

Can-Am Oil Change Kit 0W40

**9779259**

500 cc + V-Twin

Can-Am Oil Change Kit 10W50

**9779252**

#### 3 Cyl

Rotax 999T

Can-Am Oil Change Kit 5W40

**9779500**

Rotax 999T

Can-Am Oil Change Kit 10W50

**9779501**

Rotax 900/999 ACE

Can-Am Oil Change Kit 5W40

**9779502**

Rotax 900/999 ACE

Can-Am Oil Change Kit 10W50

**9779503**

Rotax 900/999 ACE

Can-Am Oil Change Kit 0W40

**9779504**

# MAINTENANCE PRODUCTS

## Synthetic Gear Oil

75W-90

**9779158** • 1 qt / 946 ml

75W-140

**9779160** • 1 qt / 946 ml



- Uses custom additives to provide the best performance in Visco-Lok™ and Smart-Lok™ differentials.
- Allows higher loads, superior shear stability and reduced oxidation.
- Exceptional wear protection and superior performance at all operating temperatures.

## XPS Synthetic DCT Fluid

**9779710** • 1 qt / 946 ml



- Meets or exceeds API GL-4 industry specifications.
- Formulated for dual clutch system.
- Enhanced cooling capabilities for optimal clutch functionality.
- Anti foaming agents for smooth hydraulic function.

## Extended Life Pre-Mixed Coolant

**9779150** • 1 qt / 946 ml



- Antifreeze/coolant contains the correct dilution and the necessary additives to prevent corrosion and inhibit cavitation in BRP cooling systems.
- Long-life, 5-year formula specially formulated for BRP vehicles.
- Superior heat transfer.
- Ideal replacement for vehicles that normally use a 2-year antifreeze/coolant (green).
- 5 years (orange).

## Anti-Corrosive Lubricant

**9779701** • 14 oz / 400 g



- Multipurpose lubricant that can also be used to prevent rust, corrosion and moisture intrusion.
- It contains extreme pressure additives that work as an all-around lubricant for just about anywhere lubrication is needed.

## Extreme Duty Suspension Grease

**9779708** • 14 oz / 400 g



- Designed to work specifically with the components found in Can-Am vehicle suspensions.
- It is highly stable and offers optimal lubrication at both extreme cold and high temperatures while protecting suspension components from dirt and moisture, as well as corrosion under extreme washout conditions.

## XPS Spline Grease

**9779704** • 3 fl oz / 118 ml



- Formulated with molybdenum disulfide and synthetic graphite for maximum durability and long-lasting protection.
- High performance formula that protects against wear, seizure, rust, corrosion, and extreme temperatures.
- Ensures smooth assembly and disassembly, with consistent low-friction performance.

## DOT 4 Brake Fluid

**9779151** • 12 fl oz / 355 ml



- Meets or exceeds all DOT3 and DOT4 brake fluid requirements.
- High-temperature formula resists fade and also conditions seals and O-rings in braking system.

## Racing Brake Fluid RS600

**9779152** • 12 fl oz / 355 ml



- Exceeds DOT4 brake fluid requirements for extreme conditions and competition use.
- Extreme, 579-degree boiling point temperature is ideal for high-demand competition conditions to combat brake fade.
- Will not harm seals or braking system components.
- Should be added only to a clean/unfilled system to avoid dilution and diminished performance.
- Low-moisture formula slows water vapor absorption through multiple heat cycles.
- Recommended for use in Ski-Doo and Can-Am racing applications.

## Fuel Stabiliser

**9779171** • 8 fl oz / 236 ml



- Ethanol-compatible and will stabilise fuel in your tank to keep it from breaking down and causing hard starting, throttle hesitation and poor run quality.
- Since ethanol attracts moisture, this product contains powerful anti-corrosion additives to protect fuel system components.
- Prevents problems associated with E10 fuels.





## BRP REIMAGINES THE WAY YOU ACCESS YOUR WORLD

Can-Am is one of many success stories from BRP, the global company behind some of the most daringly innovative products and experiences that move you.  
**Because it's not about the destination, it's about the journey — yours.**

Discover our brands:

**ski-doo LYNX SEADOO can-am ROTAX**

[www.brp.com](http://www.brp.com)







Models, accessories, and colours shown are subject to availability and may vary by region. Availability is not guaranteed. Please consult your authorised dealer for complete and up-to-date information.

**CANAMOFFROAD.COM**

 MY26

A BRP BRAND

