

**can-am**

CAN-AMOFFROAD.COM



**can-am**



OFF-ROAD LINEUP

Printed in EU.



©2020 Bombardier Recreational Products Inc. (BRP). All rights reserved. <sup>™</sup>, <sup>®</sup> and the BRP logo are registered trademarks of BRP or its affiliates. <sup>‡</sup>Visco-Lok is a trademark of GKN Vicodrive - GmbH. <sup>†</sup>All other trademarks are the property of their respective owners. Because of our ongoing commitment to product quality and innovation, BRP reserves the right at any time to discontinue or change specifications, price, design, features, models or equipment without incurring any obligation. Some models depicted may include optional equipment. BRP highly recommends that all ATV drivers take a training course. ATVs can be hazardous to operate. For your safety: always wear a helmet, eye protection, and other protective clothing. Always remember that riding and alcohol/drugs don't mix. Passenger must be at least 12 years old and able to hold handgrips and plant feet while seated against the backrest. Never carry passengers on any ATV not specifically designed by the manufacturer for such use. Never engage in stunt driving. Avoid excessive speeds and be particularly careful on difficult terrain. Read the side-by-side vehicle (SSV) Operator's Guide and watch the Safety DVD before driving. Fasten lateral net and seat belt at all times. BRP urges you to "TREAD LIGHTLY" on public and private lands. Preserve your future riding opportunities by showing respect for the environment, local laws and the rights of others when you ride. Photo taken outside the European Union, on private or authorized terrain. Ride responsibly, only in authorized locations, and respect the regulations applicable in your country. Respect the environment and other users. Some models and accessories depicted may not be available (or homologated) in your country. Specifications for EC-homologated units may differ slightly from specifications mentioned herein.



# OFF-ROAD LIVIN'

THE 2021 CAN-AM LINEUP



## OUTLANDER 650/1000

One ride and you'll agree:  
It's the world's best ATV.

## MAVERICK TRAIL

50 inches wide with unlimited  
potential for adventure.

## COMMANDER\*

\* Not available in EMEA region.

## TRAXTER

Fully revised with heavy-duty  
jobs in mind.

## MAVERICK SPORT

Unbeatable blend of power,  
handling and capability.

## MAVERICK

Ultimate off-road performance  
and thrills—times four.

## RENEGADE

Performance, handling and  
stability second to none.

## OUTLANDER 450 /570

Unbelievable all-around power,  
comfort and capability.

## HERE'S TO A NEW EXPERIENCE OFF-ROAD

From the instant you fire one up and head out, you'll notice things are different on a Can-Am. Here, innovation and progress stop for nothing. Weather? Seasons? Difficult terrain? Tough jobs? If you can dream it, we've probably done it. Now it's your turn.





**can-am**



THE NEW TRAXTER PRO  
IS SETTING  
NEW STANDARDS

6

## SSV

- 6 Traxter
- 12 Maverick
- 16 Maverick Sport
- 20 Maverick Trail

## ATV

- 24 Outlander 450/570
- 30 Outlander 650/1000
- 38 Renegade
- 39 DS Youth
- 40 Exclusive  
Can-Am Features



DESIGNED FROM THE RIDER  
DOWN, FOR ANYTHING:  
THE 2021 OUTLANDER.

24

ONLY CAN-AM ACCESSORIES OFFER TRUE:



FIT &  
COMPATIBILITY



QUALITY &  
RELIABILITY



STYLE &  
VISION

SEE OUR LINEUP  
OF ACCESSORIES,  
GENUINE PARTS,  
AND RIDING GEAR  
ONLINE OR AT A  
CAN-AM DEALER.





BUILT FOR THOSE WHO RIDE TO FEEL ALIVE  
& CONNECTED TO THE LAND.

SSV

TRAXTER  
MAVERICK  
MAVERICK SPORT  
MAVERICK TRAIL



**ADAPT YOUR CAN-AM SSV FOR NEARLY  
ANYTHING—THRILL RIDES, CHORES &  
THE HUNT—IN A FEW CLICKS.**

OUR COMPLETE RANGE OF ACCESSORIES ARE ONLINE  
— VISIT [CAN-AMOFFROAD.COM](https://can-amoffroad.com) FOR DETAILS



STRETCH YOUR  
EXPECTATIONS  
FOR WHAT CAN  
BE DONE

INDUSTRY  
CLASS-LEADING

**94**

NM OF TORQUE

• 30% LARGER  
RADIATOR

UP TO

**82**

HORSEPOWER

• CLASS-LEADING HD10

UP TO

**13"**

[33 CM]  
GROUND CLEARANCE

• REDESIGNED  
SUSPENSION  
• NEW ARCHED  
A-ARMS

**180cm**

LENGTH OF CARGO  
CAPACITY

• LOAD UP FOR ANY JOB  
• CARRY & MOUNT  
EQUIPMENT  
• REMOVABLE SIDE PANELS  
AND TAILGATE



PEACE OF MIND  
COMES STANDARD

## NEW TRAXTER PRO: SETTING NEW INDUSTRY STANDARDS WITH THE CAPABILITY YOU DEMAND

Built to do more from Day 1, the new Traxter PRO combines an industry-leading bed with the power to use it to capacity. Traxter PRO tackles the big jobs, and then some — not limited to farming, ranching or hunting, it's your workspace to tow, load, stack and finish the job.

### CAPABLE

For work or recreation, Traxter PRO has the storage capacity you need, along with a 1.38 m x 1.80 m bed that converts to a flat platform — with a mighty 453,5 kg of cargo capacity and 1134 kg of towing to back it all up.

### TOUGH

Handle any terrain with the toughness to go wherever you want: Maxxis Bighorn 2.0† 28" tires with 14" cast-aluminum wheels mean deep mud, rough trails, and even construction sites are driven with ease.

### CLEVER

This is just the start: Standard features include lower storage 316,5 L, removable side panels, arched front and rear suspension for added clearance, High Molecular Weight Polyethylene (HMWPE) skid plates and tough front steel bumper. You'll only have to worry about getting it clean again.

### TRUE CAN-AM DNA

Starting at the front, check out the redesigned hood and grille for better cooling. Inside, a new 4.5" (11.4 cm) display with keypad ensure essential functions are always at hand.



TAKE THE REIGNS.

Dynamic Power Steering (DPS) makes for a workhorse that drives well at every turn. Fill the adaptable storage, engage 4WD, and drive the best without stretching your wallet.



MORE THAN JUST A PICKUP.

From its full-sized cargo / flat bed to integrated storage and better capability in every way, Traxter PRO hauls like no other Can-Am.



TRAXTER DPS HD8 / TRAXTER MAX DPS HD8



TRAXTER PRO DPS HD10



TRAXTER XT HD10



TRAXTER X mr HD10

Key Features		Traxter DPS H08	Traxter Max DPS H08
Engines	Rotax engine options	HD8	HD8
	Horsepower	50 hp	50 hp
	PRO-TORQ Transmission with Quick Response System (QRS), High Air Flow Ventilation and Electronic Drive Belt Protection	x	x
	Drive train	Selectable Turf Mode / 2WD / 4WD with Visco-Lok QE auto-locking front differential	Selectable Turf Mode / 2WD / 4WD with Visco-Lok QE auto-locking front differential
	Dynamic Power Steering (DPS)	x	x
Suspension	Speed Category		
	Double A-arm front suspension / TTA rear suspension with sway bar	x	x
Tires / Wheels	Tires / Wheels	27-in. Maxxis Bighorn 2.0 / 14-in. cast-aluminum	27-in. Maxxis Bighorn 2.0 / 14-in. cast-aluminum
Dimensions / Capacities	Length / Width / Height*	307.1 x 157.5 x 193 cm	389.6 x 157.5 x 193 cm
	Ground Clearance	28 cm	28 cm
	1,000 lb (454 kg) Cargo Box Capacity* / 2,500 lb (1,134 kg) Towing Capacity*	x	x
	40 L Fuel Capacity	x	x
Features	VERSA-PRO Bench Seat with Flip-Up Passenger Seats, Underside Hooks and Contoured Bench	x	x
	2" (5 cm) Hitch Receiver and Adjustable Tilt Steering	x	x
	Winch		
	Bumpers	Integrated front steel bumper	Integrated front steel bumper
	Protection	HMWPE central skid plate	HMWPE central skid plate
	Color Options		

TRAXTER PRO DPS HD10	
	HD10
	82 hp
	x
	Selectable Turf Mode / 2WD / 4WD with Visco-Lok QE auto-locking front differential
	x
	x
	"28-in. Maxxis Bighorn 2.0 / 14-in. cast-aluminum"
	389.6 x 157.5 x 193 cm
	28 cm
	x
	x
	x
	x
	Integrated front steel bumper
	HMWPE central skid plate

TRAXTER XT HD10
HD10
82 hp
x
Selectable Turf Mode / 2WD / 4WD with Visco-Lok QE auto-locking front differential
x
Arched double A-arm/Arched TTA with external sway bar
27-in. Maxxis Bighorn 2.0 / 14-in. cast-aluminum
319,4 x 162,5 x 203,2 cm
33 cm
x
x
x
x
2,041 kg winch with roller fairlead
XT front bumper
HMWPE full skid plate, full hard roof

TRAXTER X mr HD10
HD10
82 hp
x
Selectable Turf Mode / 2WD / 4WD TRAIL / 4WD MUD with exclusive Smart-Lok** technology.
x
Arched double A-arm with sway bar/Arched TTA with external sway bar
30-in. ITP Cryptid / 14-in. cast-aluminum
328.6 x 162.5 x 208.3 cm
38.1 cm
x
x
x
x
2,041 kg winch with synthetic rope and aluminum fairlead
Heavy-duty front steel bumper
HMWPE full skid plate, aluminum rock sliders, mudguards

**\*\*Smart-Lok was developed in conjunction with TEAM Industries,  
a market leader in the drive train industry**

Green

Iron Gray & Manta Green





## TRAXTER T

HARD ON WORK.  
EASY ON YOUR WALLET.

We made it tough, capable and clever to excel at everything you demand of it. You'll feel the difference as soon as you sit in and pull away.



TRAXTER HD5 T



TRAXTER HD8 T

Engines	KEY FEATURES	
	Rotax engine options	
	Horsepower	
	PRO-TORQ Transmission with Quick Response System (QRS), High Air Flow Ventilation and Electronic Drive Belt Protection	
	Drive train	
	Dynamic Power Steering (DPS)	
	Speed Category	
Tires / Suspension	"Double A-arm front suspension / TTA rear suspension with sway bar"	
Dimensions / Capacities	Tires / Wheels	
	Length / Width / Height*	
	Ground Clearance	
	1,000 lb (454 kg) Cargo Box Capacity* / 2,500 lb (1,134 kg) Towing Capacity*	
	40 L Fuel Capacity	
Features	VERSA-PRO Bench Seat with Flip-Up Passenger Seats, Underside Hooks and Contoured Bench	
	2" (5 cm) Hitch Receiver and Adjustable Tilt Steering	
	Winch	
	Bumpers	
	Protection	
	Color Options	



## TRAXTER MAX DPS T

TAKE IT ON, BRING IT ALONG.

Comfortable Power Steering turns the Traxter MAX into a workhorse that makes your job even easier. With the heavy-duty Rotax engine, capacity of 6 persons, adaptable storage and Visco Lok QE 4WD you get it done.



TRAXTER MAX DPS HD10 T

TRAXTER MAX DPS HD10 T	
	HD10
	82 hp
	x
	Selectable Turf Mode / 2WD / 4WD with Visco-Lok QE auto-locking front differential
	x
	Up to 60 km/h
	Arched double A-arm/Arched TTA with external sway bar
	27-in. Maxxis Coronado / 14-in. cast-aluminium
	389.6 x 161.2 x 196.9 cm
	33 cm
	x
	x
	x
	Prewired
	Integrated front steel bumper
	Central HMW skid plate

## TRAXTER XU T

READY TO TAKE ON THE JOB.

The Traxter XU comes equipped with many factory-installed accessories including 27" Maxxis Coronado tires mounted on 14" wheels, Warn winch and Tri-Mode Dynamic Power Steering for better handling and steering.



TRAXTER XU HD8 T

TRAXTER XU HD8 T	
	HD8
	50 hp
	x
	Selectable Turf Mode / 2WD / 4WD with Visco-Lok QE auto-locking front differential
	x
	Up to 60 km/h
	x
	27-in. Maxxis Coronado / 14-in. cast-aluminium
	307.1 x 157.5 x 193 cm
	28 cm
	x
	x
	x
	2,041 kg winch with roller fairlead
	Integrated front steel bumper
	Full skid plate



TRAXTER XU HD10 T

TRAXTER XU HD10 T	
	HD10
	82 hp
	x
	Selectable Turf Mode / 2WD / 4WD with Visco-Lok QE auto-locking front differential
	x
	Up to 60 km/h
	Arched double A-arm/Arched TTA with external sway bar
	27-in. Maxxis Coronado / 14-in. cast-aluminium
	307.1 x 157.5 x 193 cm
	33 cm
	x
	x
	x
	2,041 kg winch with roller fairlead
	Integrated front steel bumper
	Full skid plate



### COLOR CHART

- Green
- Hyper Silver



## NEW SMART-SHOX FULLY SELF-ADJUSTABLE SUSPENSION TECHNOLOGY

THIS IS HOW  
HIGH WE'VE  
SET THE BAR...  
AGAIN

**195**

HORSEPOWER

### **TURBO RR ENGINE**

- STRONGER PISTONS,  
LARGER TURBO &  
INTERCOOLER
- REVISED COOLING

UP TO  
**16"**

[41 CM]  
GROUND CLEARANCE

- ON 72" [183 CM]  
X-PACKAGE  
MODELS

AVAILABLE  
**32"**  
TIRES

- ON X RC
- AVAILABLE  
15-IN BEADLOCK  
WHEELS

UP TO  
**24"**

[61 CM]  
SUSPENSION TRAVEL

- INDUSTRY-LEADING  
TRAVEL FOR BEST  
COMFORT, IMPACT  
ABSORPTION

Hype doesn't win trophies. The Maverick does. From roll cage to tire tread, it's the best performing, side-by-side we've ever built—now available with industry first semi-active suspension technology responding on both compression and rebound.

### **INTELLIGENT SENSORS AND INDUSTRY'S FASTEST VALVE REACTION**

Smart-Shox deliver the industry's fastest suspension response, period. Smart-Shox self-adjust up to 200 times per second, acting on both compression and rebound. And full soft to full firm in 17 milliseconds.

### **FULL COMPRESSION AND REBOUND CONTROL FOR A PLUSH RIDE**

Off-road comfort is no longer a myth. With a response in 0.017 seconds to control both rebound and compression, Smart-Shox eliminate the compromise between race-winning handling and a comfortable, all-day ride for all passengers.

### **ALL-DAY COMFORT FOR MORE RIDER CONFIDENCE, LESS FATIGUE, AND LESS STRAIN ON COMPONENTS**

Smart-Shox respond to both rider inputs and the terrain near-instantaneously, reducing dive under braking, squat under acceleration, and maintaining a flat cornering attitude.



EXPLORE  
MAVERICK  
LINEUP



MAVERICK DS

RACE ONLY YOUR PULSE.

The new 64" DS is your blend of more standard features and improved suspension across all terrain—the only corner cut is the price.



MAVERICK DS Turbo R

Engines	KEY FEATURES	MAVERICK DS Turbo R
	Rotax Triple-Cylinder Engine Options	Turbo R
	Horsepower	172 hp
	Quick Response System (QRS) CVT with High Air Flow	x
	Turbocharged Triple-Cylinder Engine, Liquid Cooled and High-Performance Air Filter	x
Suspension	Drive train	Selectable 2WD / 4WD with Visco-Lok† auto-locking front differential
	High torque Tri-Mode Dynamic Power Steering (DPS)	x
	Double A-Arm Front Suspension / 4-Link Torsional Trailing-Arm X (TTX) Rear Suspension with Sway Bar	x
	Shocks	FOX® 2.5 PODIUM Piggyback with QS3® compression adjustment / FOX† 2.5 PODIUM Piggyback with QS3‡compression adjustment and bottom-out control"
	Suspension Travel	20 in. (50.8 cm) / 20 in (50.8 cm)
Tires / Wheels	Tires / Wheels	28" Maxxis Bighorn 2.0† tires / 14 in. (35.6 cm) cast-aluminum Wheels
Dimensions	Length / Width / Height	335.3 x 162.5 x 166.1 cm
	Ground Clearance	14 in. (35.6 cm)
Features	200 lb (91 kg) Rack Capacity with LinQ Quick-Attach System	x
	Dual Phase 980 Steel Cage & Chassis	x
	RF Digitally Encoded Security System (D.E.S.S.™) with Start/ Stop button	x
	Protection	Integrated front bumper Quarter-doors HMWPE full skid plate Rear tow hook
Color Options		

MAVERICK X rs

BUILT FOR THE VICTORY LAP.

Run at the front of any pack with 195 horsepower, FOX 3.0 PODIUM RC2 with bypass suspension, Smart-Lok differential featuring Trail Activ mode—and up to 4 seats.



MAVERICK X rs Turbo RR

MAVERICK X rs Turbo RR
Turbo RR
195 hp
x
x
Lockable front differential with exclusive Smart-Lok * technology. True 4 modes traction system: 2WD / 4WD with front diff. lock / 4WD TRAIL ACTIV / 4WD TRAIL
x
x
FOX® 2.5 PODIUM RC2¹ Piggyback with Bypass / FOX® 3.0 PODIUM RC2¹ Piggyback with Bypass
22" (55.9 cm) / 24" (61 cm)
30" Maxxis Bighorn 2.0† tires / 14 in. (35.6 cm) cast-aluminum beadlock Wheels
335.3 x 184.7 x 174 cm
16" (40.6 cm)
x
x
x
Integrated Front Bumper, Heavy-Duty HMWPE Full Skid Plate, Quarter Doors, Full Roof, 4-Point Harness with Shoulder Pads, Rear Tow Hook

MAVERICK X rs WITH SMART-SHOX

FULL OF ALTITUDE.

Can-Am takes terrain domination to a whole new level by partnering with FOX for the industry’s first, fully self-adjustable suspension.



MAVERICK X rs Turbo RR with Smart Shox

MAVERICK X rs Turbo RR with Smart-Shox	MAVERICK MAX X rs Turbo RR with Smart-Shox
Turbo RR	Turbo RR
195 hp	195 hp
x	x
x	x
Lockable front differential with exclusive Smart-Lok * technology. True 4 modes traction system: 2WD / 4WD with front diff. lock / 4WD TRAIL ACTIV / 4WD TRAIL	Lockable front differential with exclusive Smart-Lok * technology. True 4 modes traction system: 2WD / 4WD with front diff. lock / 4WD TRAIL ACTIV / 4WD TRAIL
x	x
x	x
FOX† 2.5 PODIUM† Piggyback with bypass and Smart-Shox** Technology featuring DDA Valve (Dynamic Damping Adjustment) / FOX† 3.0 PODIUM† remote reservoir with bypass and Smart-Shox** Technology featuring DDA Valve (Dynamic Damping Adjustment) with Bypass	FOX† 2.5 PODIUM† Piggyback with bypass and Smart-Shox** Technology featuring DDA Valve (Dynamic Damping Adjustment) / FOX† 3.0 PODIUM† remote reservoir with bypass and Smart-Shox** Technology featuring DDA Valve (Dynamic Damping Adjustment) with Bypass
22" (55.9 cm) / 24" (61 cm)	22" (55.9 cm) / 24" (61 cm)
30" Maxxis Bighorn 2.0† tires / 14 in. (35.6 cm) cast-aluminum beadlock Wheels	30" Maxxis Bighorn 2.0† tires / 14 in. (35.6 cm) cast-aluminum beadlock Wheels
335.3 x 184.7 x 174 cm	335.3 x 184.7 x 174 cm
16" (40.6 cm)	16" (40.6 cm)
x	x
x	x
x	x
Integrated Front Bumper, Heavy-Duty HMWPE Full Skid Plate, Quarter Doors, Full Roof, 4-Point Harness with Shoulder Pads, Rear Tow Hook	Integrated Front Bumper, Heavy-Duty HMWPE Full Skid Plate, Quarter Doors, Full Roof, 4-Point Harness with Shoulder Pads, Rear Tow Hook

MAVERICK X rc

FULL OF ALTITUDE.

Conquer the last mile with rock-specific Smart-Lok differential tuning, upgraded FOX 3.0 PODIUM RC2 with bypass shocks, winch and full protection for whoops and rocky ridges alike.



MAVERICK X rc Turbo RR

MAVERICK X rc Turbo RR
Turbo RR
195 hp
x
x
Lockable Front Differential with Exclusive Smart-Lok* Technology. True 4-Mode Traction System: 2WD / 4WD with Front Diff. Lock / 4WD ROCK / 4WD TRAIL
x
Trophy Truck Inspired Arched Double A-Arm with Sway Bar
FOX® 2.5 PODIUM RC2¹ Piggyback with Bypass / FOX® 3.0 PODIUM RC2¹ Remote Reservoir with Bypass
22" (55.9 cm) / 24" (61 cm)
32" Maxxis Liberty Tires / 15" Cast Aluminum Beadlock Wheels
341.6 x 184.9 x 174 cm
16" (40.6 cm)
x
x
x
Front bumper, Half-doors, Aluminum roof, Intrusion bar, 4-point harness with shoulder pads, UHMWPE rock sliders, HMWPE skidplates: Full heavy duty with differential / Under bumper / Front and rear suspension arm, Rear tow hook



24 months  
limited warranty.

COLOR CHART

- Can-Am Red
- Desert Tan, Carbon Black & Can-Am Red
- Chalk-Grey & Magma Red
- Triple Black

\*Smart-Lok was developed in conjunction with TEAM Industries, a market leader in the drive train industry / \*\*Smart-Shox was developed in conjunction with Tractive Industries, a market leader in the suspension industry



**can-am**  
MAVERICK SPORT

MAVERICK SPORT

ADVENTURE THAT TRAILS  
NOTHING: THE SHARPEST,  
FASTEST, MOST BALANCED  
MAVERICK SPORT EVER.

ENGINEERED  
FOR BIGGER  
AND BETTER  
ADVENTURES

AVAILABLE IN  
**50-64"**  
[127 TO 163 CM]  
VEHICLE WIDTH

• FROM 50" [127 CM] TRAIL  
MODELS TO 64" [163 CM]  
PERFORMANCE

UP TO  
**95**  
HORSEPOWER

• CHOOSE FROM  
800 [55HP]  
1000 [75HP]  
1000R [95HP]

UP TO  
**14<sup>.75</sup>"**  
[37 CM]  
SUSPENSION TRAVEL

• BEST COMFORT  
AND IMPACT  
ABSORPTION

**can-am**  
MAVERICK TRAIL

You're looking at the latest Can-Am engineering and design, packed into a family of true go-anywhere Mavericks: the Maverick Trail and Maverick Sport. Available in three widths from a trail-ready 50 inches wide, with three Rotax engines up to 95 horsepower to choose from. Go from the trails, to the desert, to rocks...all in the same ride.

### DARING

When you put Can-Am DNA into a 60 (152.4 cm)–64" (162.6 cm) frame, you don't just get a Maverick Sport, you get a way of life. Total power, precision, and an unmatched ability to make difficult terrain more comfortable and enjoyable.

### PRECISE

Precision is a word that gets tossed around a lot. It's why you can put the Maverick Trail or Sport exactly where you want it—with a longer wheelbase than the competition and sport-tuned suspension, precision is exactly what you get. You point, it goes.


### CONFIDENT

Stability, capability, drivability... they're all the building blocks of confidence. It's what you want in a vehicle, so it's precisely what we put into the Maverick Sport.





## EXPLORE MAVERICK SPORT LINEUP



### MAVERICK SPORT DPS

JUST WHEEL IT.

Up to 95 horsepower, with Dynamic Power Steering (DPS) to reign it all in. Steep climbs, straight blasts, and stunning views—what’s first?



**DID YOU KNOW?**  
Maverick Sport T is equipped with Brake and Traction Control System which maximize the vehicle's confidence, stability & grip in all terrains.



MAVERICK SPORT 1000R

Engines	KEY FEATURES	MAVERICK SPORT DPS
	Rotax engine options	1000R
	Horsepower	95 hp
	Quick Response System (QRS), High Air Flow Ventilation and Electronic Drive Belt Protection	x
	Drive train	Selectable 2WD / 4WD with Visco-Lok QE Front Differential
Suspension	Tri-Mode Dynamic Power Steering (DPS)	x
	Speed Category	
	Double A-Arm Front Suspension / TTA Rear Suspension with Sway Bar	x
	Front and Rear FOX 2.0 PODIUM Shocks	x
Tires / Wheels	Suspension Travel	Front 29.2 cm/ Rear 30.5 cm
	Tires / Wheels	27-in. Maxxis Bighorn 2.0 / 12-in. cast-aluminum
	Length / Width / Height*	302.2 x 152.4 x 180.6 cm
Dimensions / Capacities	Ground Clearance	30.5 cm
	300 lb (136 kg) Cargo Box Capacity / 1,500 lb (680 kg) Towing Capacity*	X
Features	Electronic Hill Descent Control	x
	2" (5 cm) Hitch Receiver	x
	Brake & Traction Control System	
	Color Options	



MAVERICK SPORT DPS 1000R T

MAVERICK SPORT DPS T
1000R
95 hp
x
Selectable 2WD / 4WD with lockable rear differential
x
More than 60 km/h
x
x
Front 29.2 cm/ Rear 30.5 cm
28-in. Maxxis Liberty / 12 in. (30.5 cm) cast-aluminum
302.2 x 157.8 x 180.6 cm
30.5 cm
x
x
2-in. hitch receiver with tow ball
x



Maverick SPORT MAX DPS 1000R T

Maverick SPORT MAX DPS 1000R T
1000R
95 hp
x
Selectable 2WD / 4WD with lockable rear differential
x
More than 60 km/h
x
FOX 2.0 PODIUM Piggyback with QS3 compression adjustment
Front 31.8 cm/ Rear 33 cm
28-in. Maxxis Liberty / 12 in. (30.5 cm) cast-aluminum
378.4 x 157.8 x 193.5 cm
30.5 cm
x
x
2-in. hitch receiver with tow ball
x

### COLOR CHART

Triple Black





2-year  
limited warranty.

# EXPLORE MAVERICK TRAIL LINEUP



## MAVERICK TRAIL

GREAT ADVENTURES AHEAD.

Built 50 inches wide and capable of going as far as you can: The most comfortable, agile, and adaptable Can-Am ever.

## MAVERICK TRAIL DPS

TURN BY TURN.

Torque-rich Rotax power and confidence-inspiring Dynamic Power Steering (DPS) ensure complete control, comfort and capability beyond its 50" (127 cm) stance.



UP TO  
60 km/h

MAVERICK TRAIL 800 T

KEY FEATURES	
Engines	Rotax engine options
	Horsepower
	Quick Response System (QRS), High Air Flow Ventilation and Electronic Drive Belt Protection
	Drive train
Suspension	Dynamic Power Steering (DPS)
	Speed Category
	Double A-Arm Front Suspension / TTA Rear Suspension with Sway Bar
Tires / Wheels	Front and Rear Twin Tube Gas Charged Shocks
	Suspension Travel
Dimensions	Tires / Wheels
	Length / Width / Height*
	Ground Clearance
Features	136 kg Cargo Box Capacity / 680 kg Towing Capacity
	Electronic Hill Descent Control
	2" (5 cm) Hitch Receiver and Adjustable Tilt Steering
	Protection
	Brake & Traction Control System
Color Options	



OVER  
60 km/h

MAVERICK TRAIL DPS 800/1000 T

MAVERICK TRAIL DPS T	
800	1000
51 hp	75 hp
x	x
Selectable 2WD / 4WD with Open front diff. with Brake Traction Control (BTC)	Selectable 2WD / 4WD with Open front diff. with Brake Traction Control (BTC)
x	x
More than 60 km/h	More than 60 km/h
x	x
x	x
Front 25.4 cm/ Rear 26.7 cm	Front 25.4 cm/ Rear 26.7 cm
26-in. Carlisle ACT / 12-in. cast-aluminum	26-in. Carlisle ACT / 12-in. cast-aluminum
300.5 x157.8 x 175.3 cm	300.5 x157.8 x 175.3 cm
25.4 cm	25.4 cm
x	x
x	x
x	x
Integrated front steel bumper, injected full body skid plates, mudguards, mudflaps	Integrated front steel bumper, injected full body skid plates, mudguards, mudflaps
x	x



DID YOU KNOW?  
Maverick Trail DPS T is equipped with Brake and Traction Control System which maximize the vehicle's confidence, stability & grip in all terrains

### COLOR CHART

- Can-Am Red
- Octane Blue



DESIGNED FROM THE RIDER DOWN TO SEE,  
DO, & CHALLENGE ANYTHING OFF-ROAD.

# ATV

OUTLANDER 450/570  
OUTLANDER 650/1000  
RENEGADE  
DS



EVERY CAN-AM ATV IS READY  
FOR ANYTHING.

— VISIT [CAN-AMOFFROAD.COM](https://can-amoffroad.com) FOR DETAILS





EVERYDAY  
EFFICIENT  
PERFORMANCE  
THAT NEVER  
SKIPS A BEAT

UP TO  
**48**  
HORSEPOWER

- EFFICIENT, HARDWORKING ROTAX ENGINES WITH 38 [450] OR 48 [570] HORSEPOWER

UP TO  
**907** KG  
TOWING CAPACITY

- CAPABLE OF TOWING 750 KG TRAILER WITH BRAKES

**163** KG  
RACK CAPACITY

- STEEL RACKS WITH LINO QUICK-ATTACH SYSTEM FOR ACCESSORIES
- COMBINED 163 KG RACK CAPACITY (FRONT: 54 KG, REAR: 109 KG)

EXPLORE  
OUTLANDER  
450/570  
LINEUP



OUTLANDER 450



OUTLANDER 450/570 T



OUTLANDER MAX DPS

You're looking at one of the toughest and most robust ATVs on the market. The Outlander 450/570 is proven to deliver when adventure's around the corner, the job gets harder than expected, or the hunt is calling. Get big abilities—and class-leading power—no matter which Rotax engine you choose.

TOUGH

Tough and reliable, the Can-Am Outlander 450/570 is a workhorse that's just as durable as you are and can be outfitted for nearly any use.

CAPABLE

Enjoy the confidence that comes with a heavy-duty vehicle capable of keeping up with your toughest days and delivering an enjoyable ride, every time.

DESIGN

Outlander is distinctly built from the rider down, from its controls to the seating position and chassis layout optimized for all-day comfort.

	KEY FEATURES		
	OUTLANDER		
Engines	Rotax engine options	450	450 T 570 T
	Horsepower	38 hp	38 hp 48 hp
	Selectable 2WD / 4WD with Visco-Lok 4WD with Visco-Lok autolocking front differential	Selectable 2WD / 4WD with Visco-Lok autolocking front differential	Selectable 2WD / 4WD with Visco-Lok autolocking front differential
	Tri-Mode Dynamic Power Steering (DPS)		
	Speed Category	Up to 60 km/h	Up to 60 km/h
Suspension	Double A-Arm Front Suspension / Torsional Trailing Arm Independent (TTI) Rear Suspension	x	x
	Shocks	Oil	Oil
Tires / Wheels	Tires / Wheels	25-in. Carlisle Trail Wolf / 12-in. steel	25-in. Carlisle Trail Wolf / 12-in. steel
Dimensions / Capacities	Length / Width / Height	211 x 116.8 x 124 cm	211 x 116.8 x 124 cm
	Ground Clearance	26.7 cm	26.7 cm
	Rack Capacity	Front: 45 kg / Rear: 90 kg	Front: 45 kg / Rear: 90 kg
	Towing Capacity	590 kg	750/335kg (with/without trailer brakes)
	Intelligent Throttle Control (ITC)	x	x
Features	Anti-Lock Braking System (ABS)		
	Winch	Prewired	Prewired
	Color Options	Tundra Green	Viper Red

OUTLANDER MAX DPS 570	
	570
	48 hp
	Selectable 2WD / 4WD with Visco-Lok QE auto-locking front differential
	x
	x
	Oil
	25-in. Carlisle Trail Wolf / 12-in. cast-aluminium
	211 x 116.8 x 124 cm
	26.7 cm
	Front: 54.4kg / Rear: 109kg
	590 kg
	x
	Prewired
	Granit Gray





## OUTLANDER DPS

### HANDLES WITH EASE.

Equipped with Dynamic Power Steering (DPS) for a smoother ride and more confident handling in all riding conditions.



OUTLANDER 450/570 DPS T



OUTLANDER MAX DPS 450/570 T





OUTLANDER XU 450/570





OUTLANDER XU 450/570 T





Engines	KEY FEATURES		
	Rotax engine options	450	570
	Horsepower	38 hp	48 hp
	Drive Train	Selectable 2WD / 4WD with Brake Traction Control (BTC)	Selectable 2WD / 4WD with Brake Traction Control (BTC)
	Tri-Mode Dynamic Power Steering (DPS)	x	x
Dimensions / Suspension / Tires / Wheels	Speed Category	More than 60 km/h	More than 60 km/h
	Double A-Arm Front Suspension / Torsional Trailing Arm Independent (TTI) Rear Suspension	x	x
	Shocks	Oil	Oil
	Tires / Wheels	25-in. Carlisle Trail Wolf / 12-in cast-aluminum	25-in. Carlisle Trail Wolf / 12-in cast-aluminum
	Length / Width / Height	211 x 116.8 x 124 cm	211 x 116.8 x 124 cm
Capacities	Ground Clearance	26.7 cm	26.7 cm
	Rack Capacity	Front: 54.4 kg / Rear: 109 kg	Front: 54.4 kg / Rear: 109 kg
	Towing Capacity	750/335kg (with/without trailer brakes)	750/335kg (with/without trailer brakes)
	Intelligent Throttle Control (ITC)	x	x
	Anti-Lock Braking System (ABS)	x	x
Features	Winch	Prewired	Prewired
	Bumpers		
	Protection		
	Package Extras		
	Color Options		

\*For 1-up only


OUTLANDER MAX DPS 450 T		OUTLANDER MAX DPS 570 T	
450		570	
38 hp		48 hp	
Selectable 2WD / 4WD with Brake Traction Control (BTC)		Selectable 2WD / 4WD with Brake Traction Control (BTC)	
x		x	
More than 60 km/h		More than 60 km/h	
x		x	
Oil		Oil	
25-in. Carlisle Trail Wolf / 12-in cast-aluminum		25-in. Carlisle Trail Wolf / 12-in cast-aluminum	
231 x 116.8 x 133 cm		231 x 116.8 x 133 cm	
26.7 cm		26.7 cm	
Front: 54.4 kg / Rear: 109 kg		Front: 54.4 kg / Rear: 109 kg	
750/335kg (with/without trailer brakes)		750/335kg (with/without trailer brakes)	
x		x	
x		x	
Prewired		Prewired	
			

\*

OUTLANDER XU 450 / 570	
450	570
38 hp	48 hp
Selectable 2WD / 4WD with Visco-Lok QE auto-locking front differential	Selectable 2WD / 4WD with Visco-Lok QE auto-locking front differential
x	x
x	x
Oil	Oil
26-in. Carlisle ACT HD / 12-in. steel*	26-in. Carlisle ACT HD / 12-in. steel
211 x 116.8 x 124 cm	211 x 116.8 x 124 cm
29.2 cm	29.2 cm
Front: 54.4 kg / Rear: 109 kg	Front: 54.4 kg / Rear: 109 kg
590 kg	590 kg
x	x
Prewired	Prewired
Heavy-duty front bumper	Heavy-duty front bumper
x	x
	

OUTLANDER XU 450 T / 570 T	
450	570
38 hp	48 hp
Selectable 2WD / 4WD with Brake Traction Control (BTC)	Selectable 2WD / 4WD with Brake Traction Control (BTC)
x	x
More than 60 km/h	More than 60 km/h
x	x
Oil	Oil
26-in. Carlisle ACT HD / 12-in. steel	26-in. Carlisle ACT HD / 12-in. steel
211 x 116.8 x 124 cm	211 x 116.8 x 124 cm
29.2 cm	29.2 cm
Front: 54.4 kg / Rear: 109 kg	Front: 54.4 kg / Rear: 109 kg
750/335kg (with/without trailer brakes)	750/335kg (with/without trailer brakes)
x	x
x	x
Prewired	Prewired
Heavy-duty front bumper	Heavy-duty front bumper
x	x
	

## COLOR CHART

-  Granite Grey
-  Tundra Green





## OUTLANDER MAX XU+ T

### HANDLE THE WORST WITH EASE.

Outlander XU+ Package is developed to correspond for all the working challenges even the hardest conditions. XU+ is designed and tested in Scandinavia to ensure you can only focus on riding.

## OUTLANDER MAX XT

### EQUIPPED FOR JUST ABOUT EVERYTHING.

From its improved exterior protection features to factory installed winch and wind deflector, the XT leaves nothing to chance.

## OUTLANDER 6X6 XU+ T

### ENTRY TO ANOTHER LEVEL.

We build heavy-duty 6x6 machines for you—and the work that goes with it. For tough terrain and working off-road, there's nothing like the additional traction from a 6x6 being driven by the torquely and efficient Rotax 450 engine.



UP TO  
60 km/h

OUTLANDER MAX XU+ 570 T



OVER  
60 km/h

OUTLANDER MAX XT 570 T



UP TO  
60 km/h

OUTLANDER 6X6 XU+ 450 T

Engines	KEY FEATURES	OUTLANDER MAX XU+ 570 T
	Rotax engine options	570
	Horsepower	48 hp
	Drive train	Selectable 2WD / 4WD with Visco-Lok QE Front Differential
	Tri-Mode Dynamic Power Steering (DPS)	x
Suspension	Speed Category	Up to 60 km/h
	Double A-Arm Front Suspension / Torsional Trailing Arm Independent (TTI) Rear Suspension	x
	Shocks	Oil
Tires / Wheels	Tires / Wheels	26-in. Carlisle ACT HD / 12-in. cast-aluminum
Dimensions / Capacities	Length / Width / Height	238.8 x121.9 x 135 cm
	Ground Clearance	30.5 cm
	Rack Capacity	Front: 45 kg / Rear: 90 kg
	Towing Capacity	750/335kg (with/without trailer brakes)
Features	Intelligent Throttle Control (ITC)	x
	Anti-Lock Braking System (ABS)	
	Winch	1,588 kg winch
	Bumpers	Heavy-duty front bumper
	Protection	Mudguards
	Package Extras	XU+
	Color Options	

OUTLANDER MAX XT 570 T		OUTLANDER 6X6 XU+ 450 T
570		450
48 hp		38 hp
Selectable 2WD / 4WD with Brake Traction Control (BTC)		Selectable 4WD / 6WD with Visco-Lok QE auto-locking front differential
x		x
More than 60 km/h		Up to 60 km/h
x		Double Torsional Trailing arm Independent (TTI2) rear suspension Double A-arm front suspension
Oil		Oil
26-in. Carlisle Trail Wolf / 12-in. cast-aluminum		26-in. Carlisle ACT HD / 12-in. cast-aluminum
231 x 116.8 x 133 cm		279 x 118,8 x124 cm
26.7 cm		26.7 cm
Front: 54.4 kg / Rear: 109 kg		Front: 54 kg Rear: 159 kg
750/335kg (with/without trailer brakes)		907/465kg (with/without trailer brakes)
x		x
x		
1,588 kg WARN winch with roller fairlead		1,588 kg winch
Heavy-duty front & rear bumpers		Heavy-Duty front bumper
		Central skid plate
		XU+

### XU PACKAGE.

Relocated CVT air intake, double A-arm front suspension / TTI rear suspension with increased suspension pre-load, extra low L-gear, increased ground clearance (+25 mm), 26-in.

Carlisle ACT HD tires, Tri-Mode Dynamic Power Steering (DPS), Visco-Lok QE auto-locking front differential, Heavy duty front bumper and reinforced seat skin.

### XU+ PACKAGE EXTRAS.

All included in XU PACKAGE plus:

WARN winch, aluminum wheels & heated hand grips

### COLOR CHART

- Iron Gray & Octane Blue
- Green
- Tundra Green



REDESIGNED  
TO BE THE BEST,  
FROM THE  
RIDER DOWN

**120<sup>cm</sup>**  
WIDE STANCE

• 2" (5.1 CM) ADDED  
WIDTH FOR BEST  
STABILITY

UP TO  
**90**  
HORSEPOWER

**ROTAX 1000R  
ENGINE**

• ONE OF THE MOST  
POWERFUL ATV  
ENGINE ON THE  
MARKET  
• ADAPTABLE RIDING  
MODES

UP TO  
**907<sup>KG</sup>**  
TOWING CAPACITY

• 10% MORE THAN  
THE COMPETITION  
• TOW & HAUL  
WITH CAPABILITY  
TO SPARE

The Outlander lineup is as diverse as riders like you. Any Outlander has the chops to take you farther than ever, but each model and package is geared to return even better capability: For hauling, mud riding, hunting, trails, and anywhere in between.

30 CAN-AM OUTLANDER

### NEW SIDE PANELS

We examined and inspected every part to see if it could improve rider comfort, including the side panels, to provide less heat soak, better engine ventilation, and noise isolation.

### HORSEPOWER LEADERS

Cross shop any Outlander with the competition and you'll notice: We always have the most power. That's not a boast, that's engineering and design. It's power with reliability and ease-of-maintenance; a truly enjoyable ride with an unmistakable soundtrack.

### ADAPTABLE RIDING MODES

Standard on all Outlander models, Intelligent Throttle Control (iTC) is what makes the Outlander and its Rotax engine so responsive and useful day-to-day. With adaptable riding modes, the iTC throttle-by-wire system ensures smooth power delivery via precise control.



EXPLORE  
OUTLANDER  
650/1000  
LINEUP



OUTLANDER XU

GET THE JOB DONE.

The Outlander XU Package has been designed with one idea in mind: get the job done. It delivers more performance than you need to haul, tow and more. We won't say it will make work easy, but easier.

OUTLANDER XU+

HANDLE THE WORST WITH EASE.

Outlander XU+ Package is developed to correspond for all the working challenges even the hardest conditions. XU+ is designed and tested in Scandinavia to ensure you can only focus on riding.

OUTLANDER XT

THE EXTRAS COME STANDARD.

More exterior protection, upgraded bumpers and winch ensure it's factory-fit for your next adventure.

XU PACKAGE EXTRAS.

Relocated CVT air intake, double A-arm front suspension / TTI rear suspension with increased suspension pre-load, extra low L-gear, increased ground clearance (+25 mm), 26-in. Carlisle ACT HD tires, Tri-Mode Dynamic Power Steering (DPS), Visco-Lok QE auto-locking front differential, Heavy duty front bumper and reinforced seat skin.

XU+ PACKAGE EXTRAS.

All included in XU PACKAGE plus: WARN winch, aluminum wheels & heated hand grips.



OUTLANDER XU 650



OUTLANDER MAX XU+ 650/1000 T



OUTLANDER MAX XT 650



OUTLANDER XT 650 T



OUTLANDER MAX XT 650



OUTLANDER MAX XT 650 T

Engines	KEY FEATURES		OUTLANDER XU 650	
	Rotax engine options		650	
	Horsepower		59 hp	
	Drive train		Selectable 2WD / 4WD with Visco-Lok QE Front Differential	
	Tri-Mode Dynamic Power Steering (DPS)		x	
Suspension	Speed Category			
	Arched double A-arm with front sway bar 23.3 cm travel Torsional Trailing arm Independent (TTI) 25.1 cm travel		x	
	Shocks		Oil	
Tires / Wheels	Tires / Wheels		26-in. Carlisle ACT HD / 12-in. steel	
	Length / Width / Height		218.4 x 121.9 x 126 cm	
Dimensions / Capacities	Ground Clearance		30.5 cm	
	Rack Capacity		Front: 45 kg / Rear: 90 kg	
	Towing Capacity		750 kg	
Features	Intelligent Throttle Control (ITC)		x	
	Anti-Lock Braking System (ABS)			
	Winch		Prewired	
	Bumpers		Heavy-duty front bumper	
	Protection		Mudguards	
	Package Extras		XU	
	Color Options			

OUTLANDER MAX XU+ 650/1000 T			
650		1000	
59 hp		80 hp	
Selectable 2WD / 4WD with Visco-Lok QE Front Differential	Selectable 2WD / 4WD with Visco-Lok QE Front Differential	Selectable 2WD / 4WD with Visco-Lok QE Front Differential	Selectable 2WD / 4WD with Visco-Lok QE Front Differential
x	x	x	x
Up to 60 km/h	Up to 60 km/h	Up to 60 km/h	Up to 60 km/h
x	x	x	x
Oil	Oil	Oil	Oil
26-in. Carlisle ACT HD / 12-in. cast-aluminum	26-in. Carlisle ACT HD / 12-in. cast-aluminum	26-in. Carlisle ACT HD / 12-in. cast-aluminum	26-in. Carlisle ACT HD / 12-in. cast-aluminum
238.8 x121.9 x 135 cm	238.8 x121.9 x 135 cm	238.8 x121.9 x 135 cm	238.8 x121.9 x 135 cm
30.5 cm	30.5 cm	30.5 cm	30.5 cm
Front: 45 kg / Rear: 90 kg	Front: 45 kg / Rear: 90 kg	Front: 45 kg / Rear: 90 kg	Front: 45 kg / Rear: 90 kg
750/335kg (with/without trailer brakes)	750/335kg (with/without trailer brakes)	750/335kg (with/without trailer brakes)	750/335kg (with/without trailer brakes)
x	x	x	x
1,588 kg winch	1,588 kg winch	1,588 kg winch	1,588 kg winch
Heavy-duty front bumper	Heavy-duty front bumper	Heavy-duty front bumper	Heavy-duty front bumper
Mudguards	Mudguards	Mudguards	Mudguards
XU+	XU+	XU+	XU+

OULANDER MAX XT 650	
650	
59 hp	
Selectable 2WD / 4WD with Visco-Lok QE Front Differential	
x	
More than 60 km/h	
x	
Oil	
26-in. ITP Terracross / 14-in. cast-aluminum	
238.8 x 121.9 x 135 cm	
27.9 cm	
Front: 45 kg / Rear: 90 kg	
750 kg	
x	
1,588 kg winch	
Heavy-duty front & rear bumpers	
Handlebar wind deflectors, mudguards	

OUTLANDER XT 650 T	OUTLANDER MAX XT 650 T
650	650
59 hp	59 hp
Selectable 2WD / 4WD with Brake Traction Control (BTC)	Selectable 2WD / 4WD with Brake Traction Control (BTC)
x	x
More than 60 km/h	More than 60 km/h
x	x
Oil	Oil
26-in. ITP Terracross / 14-in. cast-aluminum	26-in. ITP Terracross / 14-in. cast-aluminum
218.4 x 121,9 x 126 cm	238.8 x 122 x 135 cm
27.9 cm	27.9 cm
750/395kg (with/without trailer brakes)	750/395kg (with/without trailer brakes)
750 kg (trailer with brakes)	750 kg (trailer with brakes)
x	x
x	x
1,588 kg winch	1,588 kg winch
Heavy-duty front and rear bumpers	Heavy-duty front and rear bumpers
Handlebar wind deflectors Mudguards	Handlebar wind deflectors Mudguards



COLOR CHART

- Tundra Green
- Mossy Oak Break-Up Country Camo
- Iron Gray & Octane Blue
- Boreal Green





## OUTLANDER XT-P

PERFORMANCE THAT GOES THE DISTANCE.

Fully-loaded for style and off-road speed with adjustable FOX PODIUM 1.5 QS3 shocks, 14" beadlock wheels and additional factory upgrades.



OUTLANDER MAX XT-P 1000R



OUTLANDER MAX XT-P 650/1000 T

## OUTLANDER MAX LIMITED

FULLY-LOADED FROM THE GET-GO.

Supreme capability, style and versatility on top of the powerful 1000R Rotax engine. Handle weekend-long 2-up journeys and any conditions along the way.



OUTLANDER MAX LIMITED 1000R



## OUTLANDER X xc

BUILT TO TACKLE THE EXTREME PRESENT.

For riders seeking the ultimate all-round performance and handling—with all of the finest factory-fit parts to create the ultimate cross-country-ready Outlander.



OUTLANDER X xc 1000R



OUTLANDER X xc 1000 T



Engines	KEY FEATURES	OUTLANDER MAX XT-P		
	Rotax engine options	1000R	650 T	1000 T
	Horsepower	90 hp	59 hp	80 hp
	Drive train	Selectable 2WD / 4WD with Visco-Lok QE Front Differential	Selectable 2WD / 4WD with Brake Traction Control (BTC)	Selectable 2WD / 4WD with Brake Traction Control (BTC)
Tires / Suspension	Tri-Mode Dynamic Power Steering (DPS)	x	x	x
	Speed Category		More than 60 km/h	More than 60 km/h
	Arched double A-arm with front sway bar 23.3 cm travel Torsional Trailing arm Independent (TTI) 25.1 cm travel	x	x	x
	Shocks	FOX PODIUM 1.5 QS3	FOX PODIUM 1.5 QS3	FOX PODIUM 1.5 QS3
Dimensions / Capacities	Tires / Wheels	26-in. ITP Terracross / 14-in. cast-aluminum beadlock	26-in. ITP Terracross / 14-in. cast-aluminum beadlock	26-in. ITP Terracross / 14-in. cast-aluminum beadlock
	Length / Width / Height	238.8 x 121.9 x 135 cm	239 x 122 x 135 cm	239 x 122 x 135 cm
	Ground Clearance	27.9 cm	27.9 cm	27.9 cm
	Rack Capacity	Front: 45 kg / Rear: 90 kg	Front: 45 kg / Rear: 90 kg	Front: 45 kg / Rear: 90 kg
Features	Towing Capacity	750 kg	750/395kg (with/without trailer brakes)	750/395kg (with/without trailer brakes)
	Intelligent Throttle Control (ITC)	x	x	x
	Anti-Lock Brake System (ABS)		x	x
	Winch	1,588 kg winch	1,588 kg winch	1,588 kg winch
	Bumpers	Heavy-duty front & rear bumpers	Heavy-duty front & rear bumpers	Heavy-duty front & rear bumpers
	Protection	Aluminum taper-profile handlebar with full wrap handguards Mudguards	Aluminum taper-profile handlebar with full wrap handguards Mudguards	Aluminum taper-profile handlebar with full wrap handguards Mudguards
Color Options				

OUTLANDER MAX LIMITED 1000R	
1000R	
90 hp	
Selectable 2WD / 4WD with Visco-Lok QE Front Differential	
x	
x	
FOX PODIUM1.5 QS3	
27-in. Maxxis Bighorn 2.0 / 14-in. cast-aluminum	
239 x 122 x 135 cm	
27.9 cm	
Front: 45 kg / Rear: 90 kg	
750 kg	
x	
1,588 kg winch	
Heavy-duty front & rear bumpers	
Handlebar wind deflectors Mudguards	

OUTLANDER X XC 1000R	
1000R	
90 hp	
Selectable 2WD / 4WD with Visco-Lok QE Front Differential	
x	
x	
FOX PODIUM 1.5 RC2*	
*26-in. ITP Terracross / 14-in. cast-aluminum beadlock*	
218.4 x 121,9 x 126 cm	
27.9 cm	
Front: 45 kg / Rear: 90 kg	
750 kg	
x	
Prewired	
Front bumper with pre-runner	
Aluminum taper-profile handlebar with full wrap handguards Front, center & footwell aluminum skid plates A-arms HMWPE protectors Mudguards	

OULANDER X xc 1000 T	
1000	
80 hp	
Selectable 2WD / 4WD with Brake Traction Control (BTC)	
x	
More than 60 km/h	
x	
FOX PODIUM 1.5 RC2	
26-in. ITP Terracross / 14-in. cast-aluminum beadlock	
218.4 x 121,9 x 126 cm	
27.9 cm	
Front: 45 kg / Rear: 90 kg	
750/395kg (with/without trailer brakes)	
x	
x	
Prewired	
Aluminum taper-profile handlebar with full wrap handguards Front, center & footwell aluminum skid plates A-arms HMWPE protectors Mudguards	

### COLOR CHART

Phoenix Orange & Carbon Black

Oxford Blue

Black, Hyper Silver & Viper Red





## OUTLANDER DPS

### HANDLES WITH EASE.

Equipped with Dynamic Power Steering (DPS) for a smoother ride and more confident handling in all riding conditions.



OUTLANDER DPS 1000R




OUTLANDER DPS 1000 T



OUTLANDER MAX DPS 1000R



OUTLANDER MAX DPS 1000 T

Engines	KEY FEATURES	OUTLANDER DPS 1000R
	Rotax engine options	1000R
	Horsepower	90 hp
	Drive Train	Selectable 2WD / 4WD with Visco-Lok QE auto-locking front differential
	Tri-Mode Dynamic Power Steering (DPS)	x
	Speed Category	
Suspension	Arched double A-arm with front sway bar 23.3 cm travel Torsional Trailing arm Independent (TTI) 25.1 cm travel	x
	Shocks	Oil
Tires / Wheels	Tires / Wheels	26-in. ITP Terracross / 14-in. cast-aluminum
Dimensions / Capacities	Length / Width / Height	218 x 122 x 126 cm
	Ground Clearance	27.9 cm
	Rack Capacity	Front: 45 kg / Rear: 90 kg
	Towing Capacity	750 kg
Features	Intelligent Throttle Control (ITC)	x
	Anti-Lock Braking System (ABS)	
	Winch	
	Bumpers	Heavy-Duty front bumper
	Protection	Mud-riding footrests Mudguards
	Color Options	

OUTLANDER DPS 1000 T
1000
80 hp
Selectable 2WD / 4WD with Brake Traction Control (BTC)
x
More than 60 km/h
x
Oil
26-in. ITP Terracross / 14-in. cast-aluminum
218 x 122 x 126 cm
27.9 cm
Front: 45 kg / Rear: 90 kg
750/395kg (with/without trailer brakes)
x
x
Heavy-Duty front bumper
Mudguards

OUTLANDER MAX DPS 1000R
1000R
90 hp
Selectable 2WD / 4WD with Visco-Lok QE auto-locking front differential
x
x
Oil
26-in. ITP Terracross / 14-in. cast-aluminum
239 x 122 x 135 cm
27.9 cm
Front: 45 kg / Rear: 90 kg
750 kg
x
Heavy-Duty front bumper
Mudguards

OUTLANDER MAX DPS 1000 T
1000
80 hp
Selectable 2WD / 4WD with Brake Traction Control (BTC)
x
More than 60 km/h
x
Oil
26-in. ITP Terracross / 14-in. cast-aluminum
239 x 122 x 135 cm
27.9 cm
Front: 45 kg / Rear: 90 kg
750/395kg (with/without trailer brakes)
x
x
Heavy-Duty front bumper
Mudguards

### COLOR CHART

 Granite Gray





## OUTLANDER X MR

### CONFIDENCE THAT RUNS DEEP.

Built for extreme mud and wet terrain use, with added snorkel, exterior protection, and retuned suspension, engine, transmission—plus bog-ready wheels and tires.



## OUTLANDER MAX 6X6 XU+ T

### THE CAVALRY HAS ARRIVED.

Whether you're hauling at capacity or climbing the closest mountain, added 6x6 traction, low 'L' gear, and dual level cargo box mean this Outlander loads and goes like no other ATV.

## OUTLANDER 6X6 XU+ T

### BUILT FOR LIFE AT THE TOP.

There's nothing like the additional torque from a 6x6 being driven by our powerful 80-hp Rotax 1000 V-Twin engine—this is the hardest-working ATV we build. XU Package features fills even the highest standards — all ready for your next challenge.



OUTLANDER X mr 650



OUTLANDER X mr 1000R



OUTLANDER MAX 6X6 XU+ 1000 T



OUTLANDER 6X6 XU+ 650/1000 T

Engines	KEY FEATURES	OUTLANDER X mr 650
	Rotax engine options	650
	Horsepower	59 hp
	Selectable 2WD / 4WD with Visco-Lok QE Front Differential	x
	Tri-Mode Dynamic Power Steering (DPS)	x
Suspension	Speed Category	
	Double A-Arm Front Suspension / Torsional Trailing Arm Independent (TTI) Rear Suspension	Arched double A-arm with front sway bar Torsional Trailing arm Independent (TTI)
	Shocks	Oil
	Tires / Wheels	28-in. ITP Mega Mayhem / 12-in. cast-aluminum
	Length / Width / Height	224 x 123 x 128 cm
Dimensions / Capacities	Ground Clearance	29.9 cm
	Rack Capacity	Rear: 90 kg
	Towing Capacity	750 kg
	Intelligent Throttle Control (ITC)	x
	Anti-Lock Braking System (ABS)	
Features	Winch	1,588 kg winch
	Bumpers	Heavy-duty front bumper
	Protection	Mud-riding footrests Mudguards
	Package Extras	
	Color Options	

OUTLANDER X mr 1000R	
	1000R
	90 hp
	x
	x
	Arched double A-arm with front sway bar Torsional Trailing arm Independent (TTI)
	"FOX PODIUM 1.5"
	30-in. ITP Cryptid / 14-in. cast-aluminum
	246 x 127 x 131 cm
	33 cm
	Rear: 90 kg
	750 kg
	x
	1,588 kg winch
	Heavy-duty front & rear bumpers
	Mud-riding footrests Mudguards

OUTLANDER MAX 6X6 XU+ 1000 T	
	1000
	80 hp
	Selectable 4WD / 6WD with Visco-Lok QE auto-locking front differential
	x
	Up to 60 km/h
	Arched double A-arm with front sway bar 23.3 cm travel Double Torsional Trailing arm Independent (TTI2) with quick-release sway bar 25.1 cm travel
	Oil
	26-in. Carlisle ACT HD / 12-in. cast-aluminum
	317 x 122 x 141 cm
	27.9 cm
	Front: 45 kg / Rear: 318 kg
	907/674kg (with/without trailer brakes)
	x
	1,588 kg winch
	Heavy-duty front bumper
	XU+

OUTLANDER 6X6 XU+ 650/1000 T	
	650
	1000
	59 hp
	80 hp
	Selectable 4WD / 6WD with Visco-Lok QE auto-locking front differential
	Selectable 4WD / 6WD with Visco-Lok QE auto-locking front differential
	x
	x
	Up to 60 km/h
	Up to 60 km/h
	Arched double A-arm with front sway bar 23.3 cm travel Double Torsional Trailing arm Independent (TTI2) with quick-release sway bar 25.1 cm travel
	Arched double A-arm with front sway bar 23.3 cm travel Double Torsional Trailing arm Independent (TTI2) with quick-release sway bar 25.1 cm travel
	Oil
	Oil
	26-in. Carlisle ACT HD / 12-in. cast-aluminum
	26-in. Carlisle ACT HD / 12-in. cast-aluminum
	297 x 122 x 126 cm
	297 x 122 x 126 cm
	27.9 cm
	27.9 cm
	Front: 45 kg / Rear: 318 kg
	Front: 45 kg / Rear: 318 kg
	907/674kg (with/without trailer brakes)
	907/674kg (with/without trailer brakes)
	x
	x
	1,588 kg winch
	1,588 kg winch
	XU+
	XU+

### XU PACKAGE EXTRAS.

Relocated CVT air intake, double A-arm front suspension / TTI rear suspension with increased suspension pre-load, extra low L-gear, increased ground clearance (+25 mm), 26-in.

Carlisle ACT HD tires, Tri-Mode Dynamic Power Steering (DPS), Visco-Lok QE auto-locking front differential, Heavy duty front bumper and reinforced seat skin.

### XU+ PACKAGE EXTRAS.

All included in XU PACKAGE plus: WARN winch, aluminum wheels & heated hand grips

### COLOR CHART

- Iron Gray & Manta Green
- Black & Platinum Silver
- Pure Magnesium
- Tundra Green





**can-am**  
RENEGADE

Everything you need in a performance ATV—just add throttle. The Renegade takes all of our race-winning, mud-bogging, trail-running heritage for an experience on four wheels this side of heavenly.

**can-am**  
DS

From the age of 10 and up, the Can-Am DS lineup teaches young riders that they don't have to have a driver's license to experience world-class design, quality, and reliability.

EXPLORE  
RENEGADE  
LINEUP

RENEGADE X xc

BE A CROSS COUNTRY CHAMPION.

Combining trail-handling adaptability with race-ready suspension, it adjusts for challenges so agilely, you'll think they moved out of the way.

EXPLORE  
YOUTH  
LINEUP

DS 90

SMALL ATV,  
BIG SMILES.

The DS 90 gives riders aged 10 and up a more thrilling, connected riding experience—with a throttle limiter for full speed control.

DS 90 X

LOOKS TOUGH,  
IS TOUGH.

Long-travel suspension for the DS 90 X improves the ride and enhances race-inspired capability for enthusiastic riders aged 10 and up.

DS 250

ENTRY TO  
ANOTHER LEVEL.

For riders aged 14 and up, the DS 250 pairs a liquid-cooled 249.4cc engine, CVT and larger chassis as the last step before an adult-sized ATV.







Renegade T models



RENEGADE X XC 650 T



RENEGADE X xc 1000

KEY FEATURES		DPS 650 T	X XC 650 T	X xc 1000	X xc 1000 T
Engines	Rotax engine options	650	650	1000R	1000
	Horsepower	59 hp	59 hp	90 hp	80 hp
	Drive train	Selectable 2WD / 4WD with Brake Traction Control (BTC)	Selectable 2WD / 4WD with Brake Traction Control (BTC)	Selectable 2WD / 4WD with Visco-Lok QE front differential	Selectable 2WD / 4WD with Brake Traction Control (BTC)
	Tri-Mode Dynamic Power Steering (DPS)	x	x	x	x
	Speed Category	More than 60 km/h	More than 60 km/h	More than 60 km/h	
Tires / Suspension	Arched Double A-Arm Front Suspension / Torsional Trailing Arm Independent (TTI) Rear Suspension	x	x	x	x
	Shocks	Oil	FOX PODIUM 1.5 RC2	FOX= PODIUM= 1.5 RC2	FOX PODIUM 1.5 RC2
	Tires / Wheels	25-in. ITP Holeshot ATR 12-in. cast-aluminum	25-in. ITP Holeshot ATR 12-in. cast-aluminum beadlocks	25-in. ITP Holeshot ATR 12-in. cast-aluminum beadlock	25-in. ITP Holeshot ATR 12-in. cast-aluminum beadlocks
Dimensions / Capacities	Length / Width / Height*	218.4 x 121.9 x 124 cm	218.4 x 122 x 124 cm	218 x 122 x 124 cm	218.4 x 122 x 124 cm
	Ground Clearance	26.7 cm	26.7 cm	26.7 cm	26.7 cm
	35 lb (16 kg) Rack Capacity	x	x	x	x
	590 kg Towing Capacity	660/335kg (with/without trailer brakes)	660/335kg (with/without trailer brakes)	x	660/335kg (with/without trailer brakes)
	Intelligent Throttle Control (ITC)	x	x	x	x
Features	Anti-Lock Braking System (ABS)	x	x		x
	Winch		Prewired	Prewired	Prewired
	Bumpers	Front Bumper	Front bumper	Front bumper	Front bumper
	Protection	Aluminum taper-profile handlebar with wind deflectors and square pad, Front & central skid plate	Aluminum taper-profile handlebar with wind deflectors and square pad, front & central skid plate, mudguards	Aluminum taper-profile handlebar with wind deflectors and square pad, Front & central skid plate	Aluminum taper-profile handlebar with wind deflectors and square pad, front & central skid plate, mudguards
	Color Options	 Desert Tan & Black	 Desert Tan & Carbon Black	 Black & Can-Am Red	 Black & Can-Am Red

	DS 90 DS 90 X DS 250			
	KEY FEATURES	DS 90	DS 90 X	DS 250
Engines	Engine	90	90	250
	Starting Driving Age	10 and Up	10 and Up	14 and up
	A-Arm Independent Front Suspension / Swingarm Rear Suspension	x	Double A-Arm Front Suspension / Singarm Rear Suspension	x
Suspensions	Shocks	Oil	HPG Piggyback	Oil
	Tires / Wheels	Front Tires : Duro Thrasher 19 x 7 x 8 in. Rear Tires: Duro Power Trail 18 x 9.5 x 8 in. / 8" Steel Wheels	Front Tires: Kenda Claw 20 x 6 x 10 in. Rear Tires: Kenda Claw 18 x 10.5 x 8 in. / 8" Aluminum Wheels	Front Tires: Kenda 22 x 7 x 10 in. Rear Tires: Kenda 20 x 11 x 8 in. / Front: 10-in. Silver steel Rear: 9-in. Silver steel
Tires / Wheels	Length / Width / Height	152 x 90.5 x 93.5 cm	152 x 111 x 97cm	183 x 103 x 110.5 cm
	Color Options	Can-Am Red	Black & Can-Am Red	Black & Can-Am Red
Features				





# WE'RE NOT CHEAP AND THAT'S A GOOD THING

Our riders live life without compromise. As such, you should never have to choose between the best riding experience and the best value. You can have it all. Can-Am machines aren't cheap. But cheap breaks when you need it most. Cheap falls apart and needs constant repairs. Cheap loses value quickly and, if you can find someone willing to buy it, resales for peanuts. If you're thinking about value only in terms of the price on the tag, you're missing the bigger picture. A Can-Am vehicle is an investment. It gives you the best ride and, as a result of its high resale value, the best value on the market.

We're not cheap and that's a good thing. Don't believe us? Come in for a ride and feel the difference for yourself.

## BORN IN CANADA. DRIVEN WORLDWIDE

COMING FROM A COUNTRY CONTAINING THE TOUGHEST TERRAIN AND CONDITIONS, YOU LEARN TO HANDLE ANY SITUATION – CAN-AM VEHICLES ARE NO EXCEPTION.

Can-Am vehicles have been developed and tested in the roughest Canadian conditions, made to withstand any landscape. They've battled against cold and warm climates in our intense test centres so whether it's snow, ice, mud sand or dirt, our machines can face it all.

We don't settle for anything less than perfect, which is why our vehicles take at minimum 36 months before being introduced to market.

Developed and tested in Canada we can confidently say that our products passed the test of roughness. But we know that the Nordics are a different beast. To meet the most demanding conditions imaginable we designed a package that can take on any challenge.



## PERFORMANCE WORTH INVESTING IN

POWERFUL ROTAX ENGINES, HARD TESTING AND INGENUOUSLY DESIGNED FEATURES WILL BRING YOU MORE THAN YOU COULD EVER IMAGINE. OUR MACHINES ARE BUILT FOR YOU TO GET THE JOB DONE.

Can-Am vehicles are built from the rider down, including advanced rider ergonomics, for unbeatable performance.

We never go easy on our machines. They're tested in all conditions: dirt, sand, snow, mud, and more, to ensure you'll always get the best performance out of your vehicle.

At the heart of every Can-Am vehicle is a single, V-twin, or three cylinder Rotax engines, delivering best-in-class performance for every usage.

BRP is partnering with leading brands to ensure the performance of the Can-Am off-road vehicles are on top of their category.

## A SMART INVESTMENT

A CAN-AM IS NEVER “USED”, IT IS EXPERIENCED. MORE THAN ANY OTHER BRAND IN THE MARKET WE BUILD OUR MACHINES TO LAST SO ITS VALUE REMAINS.

When you have a quality product, it's easy to find people to buy it. That's why our dealers are often able to resell used Can-Am vehicles in under a month, with the best second hand machines going within a week.

When you have a quality product, it's easy to find people to buy it. That's why our dealers are often able to resell used Can-Am vehicles in under a month, with the best second hand machines going within a week.





## THE QUALITY THAT DESERVES AN INVESTMENT

COMPETITORS MAY TRY TO COPY OUR PRODUCTS BUT THERE ARE A FEW THINGS THEY’LL NEVER MATCH: THE INNOVATIVE DESIGN, THE OFF-ROAD CAPABILITIES AND THE FIT-AND-FINISH OF OUR VEHICLES.

With four centres dedicated to advancing technology, Can-Am is constantly innovating to deliver the best riding experience with groundbreaking technology.

From around the world the best designers unleash their talents on innovating Can-Am machines. We balance design, engineering and marketing so you can enjoy the best performance possible.

Still not convinced? Can-Am machines have won multiple Red Dot awards, recognizing industry-leading product design.

Fit & Finish makes the difference.



## MAKING A DIFFERENCE BY BEING SMART

ACCESSORIES WILL NOT ONLY MAKE YOUR VEHICLE LOOK BETTER, THEY WILL ALSO ENHANCE EVERY RIDE, EVERY TASK IN FRONT OF YOU. AND THE UNIQUE LINQ ATTACHMENT SYSTEM MAKES IT EASIER AND SMARTER.

Smart and easy to use. Unique LinQ accessories are attached to your Can-Am without any hassle, so you can focus on the task at hand.

Like our vehicles we design our accessories to serve the same purpose, to deliver the best performance. They integrate beautifully into one machine and enhance your Can-Am experience.

With more than 400 ATV accessories and 750 SSV accessories, there are thousands of ways to customize your Can-Am vehicle to suit your exact needs.



## A NETWORK BUILT ON EXPERTISE

OUR EXPERTISE IS ALWAYS AVAILABLE FOR YOU TO BENEFIT FROM. ADVICE ABOUT THE PERFORMANCE OF THE CAN-AM YOU’RE INTERESTED IN BUYING OR TECHNICAL ASSISTANCE YOU NEED FOR A VEHICLE YOU OWN, OUR DEALER NETWORK IS HERE TO HELP.

Can-Am expertise is just around the corner. Our dealer network is vast and at your service.

Our network is the starting point for a great consumer experience. Continuously we invest in our dealers so that from the moment you invest in a Can-Am to when you sell it you get to enjoy service of the highest quality.



## WE DON’T BREAK THE RULES, WE MASTER THEM

RIGOROUSLY DEVELOPED VEHICLES THAT EXCEED ALL STANDARDS AND COMPLY WITH EVERY CATEGORY RULE MEAN YOU CAN RIDE WORRY-FREE. WHILE SOME MAY SEE NEW REGULATIONS AS LIMITATIONS OUR EXPERIENCED ENGINEERS SEE THEM AS AN OPPORTUNITY TO SHOW OFF THEIR SKILLS AND PROVE THAT YOU CAN OFFER PEACE OF MIND WITHOUT SACRIFICING PERFORMANCE.

We hold rider safety and confident in the highest regard. Every Can-Am model is compliant with EU regulations.

Can-Am is the only brand on the market offering models of both ATVs and SSVs with a anti-lock braking system, allowing speeds above 60km/h.

We want nothing but the absolute best for our riders. Making sure we are compliant with EU regulations doesn't mean we compromise on performance. You focus on riding, we take care of the rest.







# EXCLUSIVE CAN-AM FEATURES

## SSV POWER LEADER IN EVERY CLASS

### ROTAX ENGINE

Rotax engines have become some of the most sought after engines, admired for their precision, performance and reliability.

### SUSPENSIONS

Maximize bump absorption with the TTI and TTA. The Torsional Trailing A-Arms (TTA) designed specifically for utility and recreational usage will provide a smooth ride whatever the terrain, while the Torsional Trailing Arm Independent suspension (TTI) ensures the vehicle moves only in the direction you point it, resulting in better traction and optimal transfer of power to the ground.

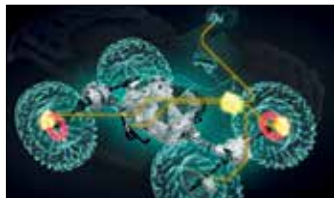
### BRAKE AND TRACTION CONTROL SYSTEM

The new Maverick Trail DPS & Maverick Sport DPS T vehicles come standard with innovative Brake and Traction Control System which maximizes the vehicle's confidence, stability & grip in all terrains.

## ATV

### ROTAX ENGINE

We start building every Can-Am ATV with a Rotax engine featuring best-in-class power and industry-leading power-to-weight ratio. The whole ATV is designed to work with this power, to give you a true performance edge. That's true for all of our signature engines.



### ABS TECHNOLOGY

The ABS technology applied to the Can-Am ATVs not only maintains stability when braking on slick surfaces, but gives consistent, predictable responsiveness by preventing wheel lockup on any terrain.

## EU-HOMOLOGATION

All T models are homologated under the EU tractor category (167/2013/EC). The models outside the T category are not homologated for public road usage.

E10

### DPS

Dynamic Power Steering (DPS) improves steering feel in low-speed working situations and in more technical terrain. It's also designed to offer less assistance at high speeds and more assistance at low speeds.

### ERGONOMICS

We don't just put a seat onto an excellently performing machine, we design the entire vehicle around you. The seat position and cushion are designed to maximize comfort and offer an optimal position for the rider so you can keep going on the trail!

### LinQ

The exclusive LinQ quick-attach system that enables you to add and remove Can-Am accessories in just seconds, including trunk boxes, modular bags, rack extensions and more.

### VISCO-LOK

Our exclusive progressive auto-locking front differential constantly monitors front-wheel speed. If it detects one wheel spinning faster than the other, it sends more power to the wheel with better traction. The rider doesn't have to do anything to activate it. And the Visco-Lok auto-locking front differential comes without a speed limiter.

EXPLORE AN ENTIRE WORLD OF ADVENTURE WITH ALL OF OUR BRP PRODUCTS. [BRP.COM](https://brp.com)



ski-doo LYNX SEADOO EVINRUDE ROTAX can-am