

can-am

CAN-AMOFFROAD.COM



can-am



OFF-ROAD LINEUP

Printed in EU.



©2020 Bombardier Recreational Products Inc. (BRP). All rights reserved. [™], [®] and the BRP logo are registered trademarks of BRP or its affiliates. [‡]Visco-Lok is a trademark of GKN Vicodrive - GmbH. [†]All other trademarks are the property of their respective owners. Because of our ongoing commitment to product quality and innovation, BRP reserves the right at any time to discontinue or change specifications, price, design, features, models or equipment without incurring any obligation. Some models depicted may include optional equipment. BRP highly recommends that all ATV drivers take a training course. ATVs can be hazardous to operate. For your safety: always wear a helmet, eye protection, and other protective clothing. Always remember that riding and alcohol/drugs don't mix. Passenger must be at least 12 years old and able to hold handgrips and plant feet while seated against the backrest. Never carry passengers on any ATV not specifically designed by the manufacturer for such use. Never engage in stunt driving. Avoid excessive speeds and be particularly careful on difficult terrain. Read the side-by-side vehicle (SSV) Operator's Guide and watch the Safety DVD before driving. Fasten lateral net and seat belt at all times. BRP urges you to "TREAD LIGHTLY" on public and private lands. Preserve your future riding opportunities by showing respect for the environment, local laws and the rights of others when you ride. Photo taken outside the European Union, on private or authorized terrain. Ride responsibly, only in authorized locations, and respect the regulations applicable in your country. Respect the environment and other users. Some models and accessories depicted may not be available (or homologated) in your country. Specifications for EC-homologated units may differ slightly from specifications mentioned herein.

WE'RE BUILT FOR THIS

THE 2021 CAN-AM LINEUP



OUTLANDER 650/1000

One ride and you'll agree:
It's the world's best ATV.

MAREVICK TRAIL

50 inches wide with unlimited
potential for adventure.

COMMANDER*

* Not available in EMEA region.

TRAXTER

Fully revised with heavy-duty
jobs in mind.

MAVERICK SPORT

Unbeatable blend of power,
handling and capability.

MAVERICK

Ultimate off-road performance
and thrills—times four.

RENEGADE

Performance, handling and
stability second to none.

OUTLANDER 450 /570

Unbelievable all-around power,
comfort and capability.

HERE'S TO A NEW EXPERIENCE OFF-ROAD

From the instant you fire one up and head out, you'll notice things are different on a Can-Am. Here, innovation and progress stop for nothing. Weather? Seasons? Difficult terrain? Tough jobs? If you can dream it, we've probably done it. Now it's your turn.



can-am



THE NEW TRAXTER XU -
MADE STRONG & READY

6

SSV

- 6 Traxter
- 12 Maverick
- 16 Maverick Sport
- 20 Maverick Trail

ATV

- 24 Outlander 450/570
- 30 Outlander 650/1000
- 38 Renegade
- 39 DS Youth
- 40 Exclusive
Can-Am Features



DESIGNED FROM THE RIDER
DOWN, FOR ANYTHING:
THE 2021 OUTLANDER.

24

ONLY CAN-AM ACCESSORIES OFFER TRUE:



FIT &
COMPATIBILITY



QUALITY &
RELIABILITY



STYLE &
VISION

SEE OUR LINEUP
OF ACCESSORIES,
GENUINE PARTS,
AND RIDING GEAR
ONLINE OR AT A
CAN-AM DEALER.



BUILT FOR THOSE WHO RIDE TO FEEL ALIVE
& CONNECTED TO THE LAND.

SSV

TRAXTER
MAVERICK
MAVERICK SPORT
MAVERICK TRAIL



**ADAPT YOUR CAN-AM SSV FOR NEARLY
ANYTHING—THRILL RIDES, CHORES &
THE HUNT—IN A FEW CLICKS.**

OUR COMPLETE RANGE OF ACCESSORIES ARE ONLINE
— VISIT [CAN-AMOFFROAD.COM](https://can-amoffroad.com) FOR DETAILS



**NEW 2021 TRAXTER:
REDESIGNED WITH
STRENGTH TO SPARE.**

MADE STRONG &
READY TO TAKE
YOUR BEST WORK
ANYWHERE

INDUSTRY
CLASS-LEADING

94

NM OF TORQUE

• 30% LARGER
RADIATOR

UP TO

82

HORSEPOWER

3 ROTAX ENGINES

• EFFICIENT HD5
• CAPABLE HD8
• CLASS-LEADING HD10

UP TO

13"

[33 CM]
GROUND CLEARANCE

• REDESIGNED
SUSPENSION
• NEW ARCHED
A-ARMS

30%

INCREASED
FRAME RIGIDITY

• TOW UP TO 1,134 KG
• LIGHTER DUAL
PHASE STEEL

Ready to do more? Here are just the highlights:
Up to 82 horsepower and class-leading 94 Nm
of torque, 1,134 kg towing and 680 kg payload.
Redesigned suspension. Stronger frame.
The revised Traxter is ready to get it done—with
capability to spare.

GET COMFORTABLE

When the work is done, rides shouldn't be a
chore. That's why Traxter is engineered for
refinement, even if you're towing at capacity
on an adventure. From its improved insulation
to thicker firewall, redesigned exhaust, and CVT
cover, Traxter lets its work speak for itself.

**REDESIGNED DOUBLE
A-ARM SUSPENSION**

The spec sheet is one thing; reality is another. That's
why the revised Traxter rises to any challenge with
up to 11 inches of suspension travel and 13" of ground
clearance. You can credit the new 64" (162.6 cm)
Arched Double A-Arm front and 64" (162.6 cm) Arched
Trailing Tube Arm (TTA) rear suspension for better
stability, a surefooted response, and improved strength.

MOST RIGID FRAME

Reinforced from its dual phase steel frame
on up, the new Traxter is 30% more rigid
with less overall weight—despite adding
several key reinforcements.

TRUE CAN-AM DNA

Starting at the front, check out the redesigned
hood and grille for better cooling. Inside, a new
4.5" (11.4 cm) display or a 7.6" (19.3 cm) display
with keypad ensure essential functions are
always at hand.



**PEACE OF MIND
COMES STANDARD**



TRAXTER T

HARD ON WORK.
EASY ON YOUR WALLET.

We made it tough, capable and clever to excel at everything you demand of it. You'll feel the difference as soon as you sit in and pull away.



TRAXTER HD5 T



TRAXTER HD8 T

Engines	KEY FEATURES	
	Rotax engine options	
	Horsepower	
	PRO-TORQ Transmission with Quick Response System (QRS), High Air Flow Ventilation and Electronic Drive Belt Protection	
	Drive train	
	Dynamic Power Steering (DPS)	
	Speed Category	
Tires / Wheels	"Double A-arm front suspension / TTA rear suspension with sway bar"	
	Tires / Wheels	
	Length / Width / Height*	
Dimensions / Capacities	Ground Clearance	
	1,000 lb (454 kg) Cargo Box Capacity* / 2,500 lb (1,134 kg) Towing Capacity*	
	40 L Fuel Capacity	
Features	VERSA-PRO Bench Seat with Flip-Up Passenger Seats, Underside Hooks and Contoured Bench	
	2" (5 cm) Hitch Receiver and Adjustable Tilt Steering	
	Winch	
	Bumpers	
	Protection	
	Color Options	



TRAXTER MAX DPS T

TAKE IT ON, BRING IT ALONG.

Comfortable Power Steering turns the Traxter MAX into a workhorse that makes your job even easier. With the heavy-duty Rotax engine, capacity of 6 persons, adaptable storage and Visco Lok QE 4WD you get it done.



TRAXTER MAX DPS HD10 T

TRAXTER MAX DPS HD10 T	
HD10	
82 hp	
x	
Selectable Turf Mode / 2WD / 4WD with Visco-Lok QE auto-locking front differential	
x	
Up to 60 km/h	
Arched double A-arm/Arched TTA with external sway bar	
27-in. Maxxis Coronado / 14-in. cast-aluminium	
389.6 x 161.2 x 196.9 cm	
33 cm	
x	
x	
x	
Prewired	
Integrated front steel bumper	
Central HMW skid plate	

TRAXTER XU T

READY TO TAKE ON THE JOB.

The Traxter XU comes equipped with many factory-installed accessories including 27" Maxxis Coronado tires mounted on 14" wheels, Warn winch and Tri-Mode Dynamic Power Steering for better handling and steering.



TRAXTER XU HD8 T

TRAXTER XU HD8 T	
HD8	
50 hp	
x	
Selectable Turf Mode / 2WD / 4WD with Visco-Lok QE auto-locking front differential	
x	
Up to 60 km/h	
x	
27-in. Maxxis Coronado / 14-in. cast-aluminium	
307.1 x 157.5 x 193 cm	
28 cm	
x	
x	
x	
2,041 kg winch with roller fairlead	
Integrated front steel bumper	
Full skid plate	



TRAXTER XU HD10 T

TRAXTER XU HD10 T	
HD10	
82 hp	
x	
Selectable Turf Mode / 2WD / 4WD with Visco-Lok QE auto-locking front differential	
x	
Up to 60 km/h	
Arched double A-arm/Arched TTA with external sway bar	
27-in. Maxxis Coronado / 14-in. cast-aluminium	
307.1 x 157.5 x 193 cm	
33 cm	
x	
x	
x	
2,041 kg winch with roller fairlead	
Integrated front steel bumper	
Full skid plate	



COLOR CHART

- Green
- Hyper Silver

NEW SMART-SHOX FULLY SELF-ADJUSTABLE SUSPENSION TECHNOLOGY

THIS IS HOW
HIGH WE'VE
SET THE BAR...
AGAIN

195

HORSEPOWER

TURBO RR ENGINE

- STRONGER PISTONS,
LARGER TURBO &
INTERCOOLER
- REVISED COOLING

UP TO

16"

[41 CM]

GROUND CLEARANCE

- ON 72" [183 CM]
X-PACKAGE
MODELS

AVAILABLE

32"

TIRES

- ON X RC
- AVAILABLE
15-IN BEADLOCK
WHEELS

UP TO

24"

[61 CM]

SUSPENSION TRAVEL

- INDUSTRY-LEADING
TRAVEL FOR BEST
COMFORT, IMPACT
ABSORPTION

Hype doesn't win trophies. The Maverick does. From roll cage to tire tread, it's the best performing, side-by-side we've ever built—now available with industry first semi-active suspension technology responding on both compression and rebound.

INTELLIGENT SENSORS AND INDUSTRY'S FASTEST VALVE REACTION

Smart-Shox deliver the industry's fastest suspension response, period. Smart-Shox self-adjust up to 200 times per second, acting on both compression and rebound. And full soft to full firm in 17 milliseconds.

FULL COMPRESSION AND REBOUND CONTROL FOR A PLUSH RIDE

Off-road comfort is no longer a myth. With a response in 0.017 seconds to control both rebound and compression, Smart-Shox eliminate the compromise between race-winning handling and a comfortable, all-day ride for all passengers.

ALL-DAY COMFORT FOR MORE RIDER CONFIDENCE, LESS FATIGUE, AND LESS STRAIN ON COMPONENTS

Smart-Shox respond to both rider inputs and the terrain near-instantaneously, reducing dive under braking, squat under acceleration, and maintaining a flat cornering attitude.

EXPLORE
MAVERICK
LINEUP



MAVERICK X rs WITH SMART-SHOX

FULL OF ALTITUDE.

Can-Am takes terrain domination to a whole new level by partnering with FOX for the industry’s first, fully self-adjustable suspension.



Maverick X rs Turbo RR with Smart Shox

KEY FEATURES	
Engines	Rotax Triple-Cylinder Engine Options
	Horsepower
	Quick Response System (QRS) CVT with High Air Flow
	Turbocharged Triple-Cylinder Engine, Liquid Cooled and High-Performance Air Filter
Suspension	Drive train
	High torque Tri-Mode Dynamic Power Steering (DPS)
	Double A-Arm Front Suspension / 4-Link Torsional Trailing-Arm X (TTX) Rear Suspension with Sway Bar
Dimensions	Shocks
	Suspension Travel
	Tires / Wheels
	Length / Width / Height
Features	Ground Clearance
	200 lb (91 kg) Rack Capacity with LinQ Quick-Attach System
	Dual Phase 980 Steel Cage & Chassis
	RF Digitally Encoded Security System (D.E.S.S.™) with Start/ Stop button
	Protection
Color Options	

MAVERICK X rs Turbo RR with Smart-Shox	
	Turbo RR
	195 hp
	x
	x
	Lockable front differential with exclusive Smart-Lok * technology. True 4 modes traction system: 2WD / 4WD with front diff. lock / 4WD TRAIL ACTIV / 4WD TRAIL
	x
	x
	FOX† 2.5 PODIUM† Piggyback with bypass and Smart-Shox** Technology featuring DDA Valve (Dynamic Damping Adjustment) / FOX† 3.0 PODIUM† remote reservoir with bypass and Smart-Shox** Technology featuring DDA Valve (Dynamic Damping Adjustment) with Bypass
	22" (55.9 cm) / 24" (61 cm)
	30" Maxxis Bighorn 2.0† tires / 14 in. (35.6 cm) cast-aluminum beadlock Wheels
	335.3 x 184.7 x 174 cm
	16" (40.6 cm)
	x
	x
	x
	Integrated Front Bumper, Heavy-Duty HMWPE Full Skid Plate, Quarter Doors, Full Roof, 4-Point Harness with Shoulder Pads, Rear Tow Hook

MAVERICK X rc

FULL OF ALTITUDE.

Conquer the last mile with rock-specific Smart-Lok differential tuning, upgraded FOX 3.0 PODIUM RC2 with bypass shocks, winch and full protection for whoops and rocky ridges alike.



Maverick X rc Turbo RR

Maverick X rc Turbo RR	
	Turbo RR
	195 hp
	x
	x
	Lockable Front Differential with Exclusive Smart-Lok* Technology. True 4-Mode Traction System: 2WD / 4WD with Front Diff. Lock / 4WD ROCK / 4WD TRAIL
	x
	Trophy Truck Inspired Arched Double A-Arm with Sway Bar
	FOX† 2.5 PODIUM RC2† Piggyback with Bypass / FOX† 3.0 PODIUM RC2† Remote Reservoir with Bypass
	22" (55.9 cm) / 24" (61 cm)
	32" Maxxis Liberty Tires / 15" Cast Aluminum Beadlock Wheels
	341.6 x 184.9 x 174 cm
	16" (40.6 cm)
	x
	x
	x
	Front bumper, Half-doors, Aluminum roof, Intrusion bar, 4-point harness with shoulder pads, UHMWPE rock sliders, HMWPE skidplates: Full heavy duty with differential / Under bumper / Front and rear suspension arm, Rear tow hook



24 months
limited warranty.



COLOR CHART

- Desert Tan, Carbon Black & Can-Am Red
- Chalk-Grey & Magma Red

can-am
MAVERICK SPORT

MAVERICK SPORT

ADVENTURE THAT TRAILS
NOTHING: THE SHARPEST,
FASTEST, MOST BALANCED
MAVERICK SPORT EVER.

ENGINEERED
FOR BIGGER
AND BETTER
ADVENTURES

AVAILABLE IN
50-64"
[127 TO 163 CM]
VEHICLE WIDTH

• FROM 50" [127 CM] TRAIL
MODELS TO 64" [163 CM]
PERFORMANCE

UP TO
95
HORSEPOWER

• CHOOSE FROM
800 [55HP]
1000 [75HP]
1000R [95HP]

UP TO
14^{.75}"
[37 CM]
SUSPENSION TRAVEL

• BEST COMFORT
AND IMPACT
ABSORPTION

can-am
MAVERICK TRAIL

You're looking at the latest Can-Am engineering and design, packed into a family of true go-anywhere Mavericks: the Maverick Trail and Maverick Sport. Available in three widths from a trail-ready 50 inches wide, with three Rotax engines up to 95 horsepower to choose from. Go from the trails, to the desert, to rocks...all in the same ride.

14 CAN-AM MAVERICK SPORT & TRAIL

DARING

When you put Can-Am DNA into a 60 (152.4 cm)–64" (162.6 cm) frame, you don't just get a Maverick Sport, you get a way of life. Total power, precision, and an unmatched ability to make difficult terrain more comfortable and enjoyable.

PRECISE

Precision is a word that gets tossed around a lot. It's why you can put the Maverick Trail or Sport exactly where you want it—with a longer wheelbase than the competition and sport-tuned suspension, precision is exactly what you get. You point, it goes.

CONFIDENT

Stability, capability, drivability... they're all the building blocks of confidence. It's what you want in a vehicle, so it's precisely what we put into the Maverick Sport.

CAN-AM MAVERICK SPORT & TRAIL 15



EXPLORE
MAVERICK
SPORT
LINEUP



MAVERICK SPORT DPS

JUST WHEEL IT.

Up to 95 horsepower, with Dynamic Power Steering (DPS) to reign it all in. Steep climbs, straight blasts, and stunning views—what’s first?



MAVERICK SPORT DPS 1000R T

Engines	KEY FEATURES	MAVERICK SPORT DPS T
	Rotax engine options	1000R
	Horsepower	95 hp
	Quick Response System (QRS), High Air Flow Ventilation and Electronic Drive Belt Protection	x
	Drive train	Selectable 2WD / 4WD with lockable rear differential
Suspension	Tri-Mode Dynamic Power Steering (DPS)	x
	Speed Category	More than 60 km/h
	Double A-Arm Front Suspension / TTA Rear Suspension with Sway Bar	x
	Front and Rear FOX 2.0 PODIUM Shocks	x
Dimensions / Tires / Wheels	Suspension Travel	Front 29.2 cm/ Rear 30.5 cm
	Tires / Wheels	28-in. Maxxis Liberty / 12 in. (30.5 cm) cast-aluminum
	Length / Width / Height*	302.2 x 157.8 x 180.6 cm
Capacities	Ground Clearance	30.5 cm
	300 lb (136 kg) Cargo Box Capacity / 1,500 lb (680 kg) Towing Capacity*	x
Features	Electronic Hill Descent Control	x
	2" (5 cm) Hitch Receiver	2-in. hitch receiver with tow ball
	Brake & Traction Control System	x
	Color Options	Triple Black



Maverick SPORT MAX DPS 1000R T

MAVERICK SPORT MAX DPS 1000R T
1000R
95 hp
x
Selectable 2WD / 4WD with lockable rear differential
x
More than 60 km/h
x
FOX 2.0 PODIUM Piggyback with QS3 compression adjustment
Front 31.8 cm/ Rear 33 cm
28-in. Maxxis Liberty / 12 in. (30.5 cm) cast-aluminum
378.4 x 157.8 x 193.5 cm
30.5 cm
x
x
2-in. hitch receiver with tow ball
x



DID YOU KNOW?
Maverick Sport T is equipped with Brake and Traction Control System which maximize the vehicle's confidence, stability & grip in all terrains.

COLOR CHART

Triple Black



EXPLORE MAVERICK TRAIL LINEUP



MAVERICK TRAIL

GREAT ADVENTURES AHEAD.

Built 50 inches wide and capable of going as far as you can: The most comfortable, agile, and adaptable Can-Am ever.

MAVERICK TRAIL DPS

TURN BY TURN.

Torque-rich Rotax power and confidence-inspiring Dynamic Power Steering (DPS) ensure complete control, comfort and capability beyond its 50" (127 cm) stance.



MAVERICK TRAIL 800 T

KEY FEATURES	
Engines	Rotax engine options
	Horsepower
	Quick Response System (QRS), High Air Flow Ventilation and Electronic Drive Belt Protection
	Drive train
Suspension	Dynamic Power Steering (DPS)
	Speed Category
	Double A-Arm Front Suspension / TTA Rear Suspension with Sway Bar
Tires / Wheels	Front and Rear Twin Tube Gas Charged Shocks
	Suspension Travel
Dimensions	Tires / Wheels
	Length / Width / Height*
	Ground Clearance
Features	136 kg Cargo Box Capacity / 680 kg Towing Capacity
	Electronic Hill Descent Control
	2" (5 cm) Hitch Receiver and Adjustable Tilt Steering
	Protection
	Brake & Traction Control System
Color Options	



MAVERICK TRAIL DPS 800/1000 T

MAVERICK TRAIL DPS T	
800	1000
51 hp	75 hp
x	x
Selectable 2WD / 4WD with Open front diff. with Brake Traction Control (BTC)	Selectable 2WD / 4WD with Open front diff. with Brake Traction Control (BTC)
x	x
More than 60 km/h	More than 60 km/h
x	x
x	x
Front 25.4 cm/ Rear 26.7 cm	Front 25.4 cm/ Rear 26.7 cm
26-in. Carlisle ACT / 12-in. cast-aluminum	26-in. Carlisle ACT / 12-in. cast-aluminum
300.5 x157.8 x 175.3 cm	300.5 x157.8 x 175.3 cm
25.4 cm	25.4 cm
x	x
x	x
x	x
Integrated front steel bumper, injected full body skid plates, mudguards, mudflaps	Integrated front steel bumper, injected full body skid plates, mudguards, mudflaps
x	x



DID YOU KNOW?

Maverick Trail DPS T is equipped with Brake and Traction Control System which maximize the vehicle's confidence, stability & grip in all terrains

COLOR CHART

- Can-Am Red
- Octane Blue

DESIGNED FROM THE RIDER DOWN TO SEE,
DO, & CHALLENGE ANYTHING OFF-ROAD.

ATV

OUTLANDER 450/570
OUTLANDER 650/1000
RENEGADE
DS



EVERY CAN-AM ATV IS READY
FOR ANYTHING.

— VISIT [CAN-AMOFFROAD.COM](https://can-amoffroad.com) FOR DETAILS

can-am
OUTLANDER 450/570



You're looking at one of the toughest and most robust ATVs on the market. The Outlander 450/570 is proven to deliver when adventure's around the corner, the job gets harder than expected, or the hunt is calling. Get big abilities—and class-leading power—no matter which Rotax engine you choose.

TOUGH

Tough and reliable, the Can-Am Outlander 450/570 is a workhorse that's just as durable as you are and can be outfitted for nearly any use.

CAPABLE

Enjoy the confidence that comes with a heavy-duty vehicle capable of keeping up with your toughest days and delivering an enjoyable ride, every time.

DESIGN

Outlander is distinctly built from the rider down, from its controls to the seating position and chassis layout optimized for all-day comfort.

EVERYDAY
EFFICIENT
PERFORMANCE
THAT NEVER
SKIPS A BEAT

UP TO
48
HORSEPOWER

- EFFICIENT, HARDWORKING ROTAX ENGINES WITH 38 [450] OR 48 [570] HORSEPOWER

UP TO
907 KG
TOWING CAPACITY

- CAPABLE OF TOWING 750 KG TRAILER WITH BRAKES

163 KG
RACK CAPACITY

- STEEL RACKS WITH LINO QUICK-ATTACH SYSTEM FOR ACCESSORIES
- COMBINED 163 KG RACK CAPACITY (FRONT: 54 KG, REAR: 109 KG)

EXPLORE
OUTLANDER
450/570
LINEUP



OUTLANDER

GET IT DONE FROM DAY 1.

Complete ride-anywhere versatility and cost-effective capability that carries your load—and then some.



OUTLANDER 450/570 T

KEY FEATURES		OUTLANDER 450/570 T	
Engines	Rotax engine options	450 T	570 T
	Horsepower	38 hp	48 hp
	Selectable 2WD / 4WD with Visco-Lok Front Differential	Selectable 2WD / 4WD with Visco-Lok autolocking front differential	Selectable 2WD / 4WD with Visco-Lok autolocking front differential
	Tri-Mode Dynamic Power Steering (DPS)		
Tires / Suspension	Speed Category	Up to 60 km/h	Up to 60 km/h
	Double A-Arm Front Suspension / Torsional Trailing Arm Independent (TTI) Rear Suspension	x	x
	Shocks	Oil	Oil
Dimensions / Capacities	Tires / Wheels	25-in. Carlisle Trail Wolf / 12-in. steel	25-in. Carlisle Trail Wolf / 12-in. steel
	Length / Width / Height	211 x 116.8 x 124 cm	211 x 116.8 x 124 cm
	Ground Clearance	26.7 cm	26.7 cm
	Rack Capacity	Front: 45 kg / Rear: 90 kg	Front: 45 kg / Rear: 90 kg
Features	Towing Capacity	750/335kg (with/without trailer brakes)	750/335kg (with/without trailer brakes)
	Intelligent Throttle Control (ITC)	x	x
	Anti-Lock Braking System (ABS)		
	Winch	Prewired	Prewired
	Color Options	Viper Red	Viper Red





OUTLANDER DPS

HANDLES WITH EASE.

Equipped with Dynamic Power Steering (DPS)
for a smoother ride and more confident handling in
all riding conditions.

OUTLANDER XU+

YOUR READY-FOR-EVERYTHING
COMPANION.

The Outlander 450 with XU+ Package has been designed with one idea in mind: get the job done. It delivers more performance than you need to haul, tow and more. We won't say it will make work easy, but easier.

OUTLANDER MAX XT

EQUIPPED FOR JUST
ABOUT EVERYTHING.

From its improved exterior protection features to factory installed winch and wind deflector, the XT leaves nothing to chance.



OUTLANDER MAX DPS 450 T



OUTLANDER XU+ 450 T



OUTLANDER MAX XT 570 T

OUTLANDER MAX DPS 450 T
450
38 hp
Selectable 2WD / 4WD with Brake Traction Control (BTC)
x
More than 60 km/h
x
Oil
25-in. Carlisle Trail Wolf / 12-in cast-aluminum
231 x 116.8 x 133 cm
26.7 cm
Front: 54.4 kg / Rear: 109 kg
750/335kg (with/without trailer brakes)
x
x
Prewired

OUTLANDER XU+ 450 T
450
38 hp
Selectable 2WD / 4WD with Brake Traction Control (BTC)
x
Up to 60 km/h
x
Oil
26-in. Carlisle ACT HD / 12-in. steel
211 x 116.8 x 124 cm
29.2 cm
Front: 54.4 kg / Rear: 109 kg
750/335kg (with/without trailer brakes)
x
Prewired
Heavy-duty front bumper
XU

OUTLANDER MAX XT 570 T
570
48 hp
Selectable 2WD / 4WD with Brake Traction Control (BTC)
x
More than 60 km/h
x
Oil
25-in. Carlisle Trail Wolf / 12-in. cast-aluminum
231 x 116.8 x 133 cm
26.7 cm
Front: 54.4 kg / Rear: 109 kg
750/335kg (with/without trailer brakes)
x
x
1,588 kg WARN winch with roller fairlead
Heavy-duty front & rear bumpers



XU PACKAGE EXTRAS.
Relocated CVT air intake, double A-arm front suspension / TTI rear suspension with increased suspension pre-load, Heavy duty front bumper, reinforced seat skin, increased ground clearance (+25 mm), 26-in. Carlisle ACT HD tires, Tri-Mode Dynamic Power Steering (DPS), Visco-Lok QE auto-locking front differential.

**XU+ PACKAGE
EXTRAS.**
All included in XU PACKAGE plus:

WARN winch,
aluminum wheels & heated hand
grips



COLOR CHART

Iron Gray & Octane Blue

Granit Grey

 Tundra Green



OUTLANDER XU+

HANDLE THE WORST WITH EASE.

Outlander XU+ Package is developed to correspond for all the working challenges even the hardest conditions. XU+ is designed and tested in Scandinavia to ensure you can only focus on riding.

OUTLANDER 6X6 XU+

ENTRY TO ANOTHER LEVEL.

We build heavy-duty 6x6 machines for you—and the work that goes with it. For tough terrain and working off-road, there's nothing like the additional traction from a 6x6 being driven by the torquey and efficient Rotax 450 engine.



OUTLANDER XU+ 570 T




OUTLANDER MAX XU+ 570 T





OUTLANDER MAX 6X6 XU+ 450 T




OUTLANDER 6X6 XU+ 450 T

Engines	KEY FEATURES	OUTLANDER XU+ 570 T
	Rotax engine options	570
	Horsepower	48 hp
	Drive train	Selectable 2WD / 4WD with Visco-Lok QE Front Differential
Suspension	Tri-Mode Dynamic Power Steering (DPS)	x
	Speed Category	Up to 60 km/h
	Double A-Arm Front Suspension / Torsional Trailing Arm Independent (TTI) Rear Suspension	x
	Shocks	Oil
Tires / Wheels	Tires / Wheels	26-in. Carlisle ACT HD / 12-in. cast-aluminum
Dimensions / Capacities	Length / Width / Height	218 x 122 x 126 cm
	Ground Clearance	30.5 cm
	Rack Capacity	Front: 45 kg / Rear: 90 kg
	Towing Capacity	750/335kg (with/without trailer brakes)
Features	Intelligent Throttle Control (ITC)	x
	Anti-Lock Braking System (ABS)	
	Winch	1,588 kg winch
	Bumpers	Heavy-duty front bumper
	Protection	Mudguards
	Package Extras	XU+
Color Options		

OUTLANDER MAX XU+ 570 T
570
48 hp
Selectable 2WD / 4WD with Visco-Lok QE Front Differential
x
Up to 60 km/h
x
Oil
26-in. Carlisle ACT HD / 12-in. cast-aluminum
238.8 x121.9 x 135 cm
30.5 cm
Front: 45 kg / Rear: 90 kg
750/335kg (with/without trailer brakes)
x
1,588 kg winch
Heavy-duty front bumper
Mudguards
XU+


OUTLANDER MAX 6X6 XU+ 450 T
450
38 hp
Selectable 4WD / 6WD with Visco-Lok QE auto-locking front differential
x
Up to 60 km/h
Double Torsional Trailing arm Independent (TTI2) rear suspension Double A-arm front suspension
Oil
26-in. Carlisle ACT HD / 12-in. cast-aluminum
299 x 118 x 141 cm
26.7 cm
Front: 54 kg Rear: 159 kg
907/465kg (with/without trailer brakes)
x
1,588 kg winch
Heavy-Duty front bumper
Central skid plate
XU+


OUTLANDER 6X6 XU+ 450 T
450
38 hp
Selectable 4WD / 6WD with Visco-Lok QE auto-locking front differential
x
Up to 60 km/h
Double Torsional Trailing arm Independent (TTI2) rear suspension Double A-arm front suspension
Oil
26-in. Carlisle ACT HD / 12-in. cast-aluminum
279 x 118,8 x124 cm
26.7 cm
Front: 54 kg Rear: 159 kg
907/465kg (with/without trailer brakes)
x
1,588 kg winch
Heavy-Duty front bumper
Central skid plate
XU+


XU PACKAGE.

Relocated CVT air intake, double A-arm front suspension / TTI rear suspension with increased suspension pre-load, extra low L-gear, increased ground clearance (+25 mm), 26-in.



Carlisle ACT HD tires, Tri-Mode Dynamic Power Steering (DPS), Visco-Lok QE auto-locking front differential, Heavy duty front bumper and reinforced seat skin.

XU+ PACKAGE EXTRAS.

All included in XU PACKAGE plus:

WARN winch, aluminum wheels & heated hand grips

COLOR CHART

-  Green
-  Tundra Green

REDESIGNED
TO BE THE BEST,
FROM THE
RIDER DOWN

120^{cm}

WIDE STANCE

• 2" (5.1 CM) ADDED
WIDTH FOR BEST
STABILITY

UP TO

90

HORSEPOWER

**ROTAX 1000R
ENGINE**

• ONE OF THE MOST
POWERFUL ATV
ENGINE ON THE
MARKET
• ADAPTABLE RIDING
MODES

UP TO

907^{KG}

TOWING CAPACITY

• 10% MORE THAN
THE COMPETITION
• TOW & HAUL
WITH CAPABILITY
TO SPARE

The Outlander lineup is as diverse as riders like you. Any Outlander has the chops to take you farther than ever, but each model and package is geared to return even better capability: For hauling, mud riding, hunting, trails, and anywhere in between.

NEW SIDE PANELS

We examined and inspected every part to see if it could improve rider comfort, including the side panels, to provide less heat soak, better engine ventilation, and noise isolation.

HORSEPOWER LEADERS

Cross shop any Outlander with the competition and you'll notice: We always have the most power. That's not a boast, that's engineering and design. It's power with reliability and ease-of-maintenance; a truly enjoyable ride with an unmistakable soundtrack.

ADAPTABLE RIDING MODES

Standard on all Outlander models, Intelligent Throttle Control (ITC) is what makes the Outlander and its Rotax engine so responsive and useful day-to-day. With adaptable riding modes, the ITC throttle-by-wire system ensures smooth power delivery via precise control.

EXPLORE
OUTLANDER
650/1000
LINEUP

OUTLANDER XU+

HANDLE THE WORST WITH EASE.

Outlander XU+ Package is developed to correspond for all the working challenges even the hardest conditions. XU+ is designed and tested in Scandinavia to ensure you can only focus on riding.

XU PACKAGE EXTRAS.

Relocated CVT air intake, double A-arm front suspension / TTI rear suspension with increased suspension pre-load, extra low L-gear, increased ground clearance (+25 mm), 26-in. Carlisle ACT HD tires, Tri-Mode Dynamic Power Steering (DPS), Visco-Lok QE auto-locking front differential, Heavy duty front bumper and reinforced seat skin.

XU+ PACKAGE EXTRAS.

All included in PRO PACKAGE plus: WARN winch, aluminum wheels & heated hand grips.



OUTLANDER XU+ 650 T

OUTLANDER XU+ 650 T	
Rotax engine options	650
Horsepower	59 hp
Drive train	Selectable 2WD / 4WD with Visco-Lok QE Front Differential
Tri-Mode Dynamic Power Steering (DPS)	x
Speed Category	Up to 60 km/h
Archded double A-arm with front sway bar 23.3 cm travel Torsional Trailing arm Independent (TTI) 25.1 cm travel	x
Shocks	Oil
Tires / Wheels	26-in. Carlisle ACT HD / 12-in. cast-aluminum
Length / Width / Height	218.4 x 121.9 x 126 cm
Ground Clearance	30.5 cm
Rack Capacity	Front: 45 kg / Rear: 90 kg
Towing Capacity	750/335kg (with/without trailer brakes)
Intelligent Throttle Control (ITC)	x
Anti-Lock Braking System (ABS)	
Winch	1,588 kg winch
Bumpers	Heavy-duty front bumper
Protection	Mudguards
Package Extras	XU+
Color Options	Tundra Green

OUTLANDER XT

THE EXTRAS COME STANDARD.

More exterior protection, upgraded bumpers and winch ensure it's factory-fit for your next adventure.



OUTLANDER MAX XT 650 T

OUTLANDER MAX XT 650 T	
Rotax engine options	650
Horsepower	59 hp
Drive train	Selectable 2WD / 4WD with Brake Traction Control (BTC)
Tri-Mode Dynamic Power Steering (DPS)	x
Speed Category	More than 60 km/h
Archded double A-arm with front sway bar 23.3 cm travel Torsional Trailing arm Independent (TTI) 25.1 cm travel	x
Shocks	Oil
Tires / Wheels	26-in. ITP Terracross / 14-in. cast-aluminum
Length / Width / Height	238.8 x 122 x 135 cm
Ground Clearance	27.9 cm
Rack Capacity	750/395kg (with/without trailer brakes)
Towing Capacity	750 kg (trailer with brakes)
Intelligent Throttle Control (ITC)	x
Anti-Lock Braking System (ABS)	x
Winch	1,588 kg winch
Bumpers	Heavy-duty front and rear bumpers
Protection	Handlebar wind deflectors Mudguards
Package Extras	
Color Options	Iron Gray & Octane Blue



COLOR CHART

- Tundra Green
- Iron Gray & Octane Blue
- Boreal Green



OUTLANDER XT-P

PERFORMANCE THAT GOES THE DISTANCE.

Fully-loaded for style and off-road speed with adjustable FOX PODIUM 1.5 QS3 shocks, 14" beadlock wheels and additional factory upgrades.

OUTLANDER DPS

HANDLES WITH EASE.

Equipped with Dynamic Power Steering (DPS) for a smoother ride and more confident handling in all riding conditions.



OUTLANDER X xc

BUILT TO TACKLE THE EXTREME PRESENT.

For riders seeking the ultimate all-round performance and handling—with all of the finest factory-fit parts to create the ultimate cross-country-ready Outlander.



OUTLANDER MAX XT-P 1000 T



OUTLANDER MAX DPS 1000 T



OUTLANDER X xc 1000 T

Engines	KEY FEATURES	OUTLANDER MAX XT-P 1000 T
	Rotax engine options	1000 T
	Horsepower	80 hp
	Drive train	Selectable 2WD / 4WD with Brake Traction Control (BTC)
Tires / Suspension	Tri-Mode Dynamic Power Steering (DPS)	x
	Speed Category	More than 60 km/h
	Arched double A-arm with front sway bar 23.3 cm travel Torsional Trailing arm Independent (TTI) 25.1 cm travel	x
	Shocks	FOX PODIUM 1.5 QS3
Dimensions / Capacities	Tires / Wheels	26-in. ITP Terracross / 14-in. cast-aluminum beadlock
	Length / Width / Height	239 x 122 x 135 cm
	Ground Clearance	27.9 cm
	Rack Capacity	Front: 45 kg / Rear: 90 kg
Features	Towing Capacity	750/395kg (with/without trailer brakes)
	Intelligent Throttle Control (ITC)	x
	Anti-Lock Brake System (ABS)	x
	Winch	1,588 kg winch
	Bumpers	Heavy-duty front & rear bumpers
	Protection	Aluminum taper-profile handlebar with full wrap handguards Mudguards
Color Options		<div><div></div><div></div></div>

OUTLANDER MAX DPS 1000 T
1000
80 hp
Selectable 2WD / 4WD with Brake Traction Control (BTC)
x
More than 60 km/h
x
Oil
26-in. ITP Terracross / 14-in. cast-aluminum
239 x 122 x 135 cm
27.9 cm
Front: 45 kg / Rear: 90 kg
750/395kg (with/without trailer brakes)
x
x
Heavy-Duty front bumper
Mudguards

OULANDER X xc 1000 T
1000
80 hp
Selectable 2WD / 4WD with Brake Traction Control (BTC)
x
More than 60 km/h
x
FOX PODIUM 1.5 RC2
26-in. ITP Terracross / 14-in. cast-aluminum beadlock
218.4 x 121,9 x 126 cm
27.9 cm
Front: 45 kg / Rear: 90 kg
750/395kg (with/without trailer brakes)
x
x
Prewired
Aluminum taper-profile handlebar with full wrap handguards Front, center & footwell aluminum skid plates A-arms HMWPE protectors Mudguards
<div><div></div><div></div><div></div></div>



COLOR CHART

-
- Phoenix Orange & Carbon Black
-
- Granite Gray
-
- Black, Hyper Silver & Viper Red



OUTLANDER X MR

CONFIDENCE THAT RUNS DEEP.

Built for extreme mud and wet terrain use, with added snorkel, exterior protection, and retuned suspension, engine, transmission—plus bog-ready wheels and tires.



OUTLANDER MAX 6X6 XU+

THE CAVALRY HAS ARRIVED.

Whether you're hauling at capacity or climbing the closest mountain, added 6x6 traction, low 'L' gear, and dual level cargo box mean this Outlander loads and goes like no other ATV.

OUTLANDER 6X6 XU+

BUILT FOR LIFE AT THE TOP.

There's nothing like the additional torque from a 6x6 being driven by our powerful 80-hp Rotax 1000 V-Twin engine—this is the hardest-working ATV we build. XU Package features fills even the highest standards — all ready for your next challenge.



OUTLANDER X mr 650



OUTLANDER X mr 1000R



OUTLANDER MAX 6X6 XU+ 650/1000 T



OUTLANDER 6X6 XU+ 650/1000 T

Engines	KEY FEATURES	OUTLANDER X mr 650
	Rotax engine options	650
	Horsepower	59 hp
	Selectable 2WD / 4WD with Visco-Lok QE Front Differential	x
Suspension	Tri-Mode Dynamic Power Steering (DPS)	x
	Speed Category	
	Double A-Arm Front Suspension / Torsional Trailing Arm Independent (TTI) Rear Suspension	Arched double A-arm with front sway bar Torsional Trailing arm Independent (TTI)
	Shocks	Oil
Dimensions / Capacities	Tires / Wheels	28-in. ITP Mega Mayhem / 12-in. cast-aluminum
	Length / Width / Height	224 x 123 x 128 cm
	Ground Clearance	29.9 cm
	Rack Capacity	Rear: 90 kg
Features	Towing Capacity	750 kg
	Intelligent Throttle Control (ITC)	x
	Anti-Lock Braking System (ABS)	
	Winch	1,588 kg winch
	Bumpers	Heavy-duty front bumper
	Protection	Mud-riding footrests Mudguards
Package Extras		
Color Options		

OUTLANDER X mr 1000R	
1000R	
90 hp	
x	
x	
Arched double A-arm with front sway bar Torsional Trailing arm Independent (TTI)	
"FOX PODIUM 1.5"	
30-in. ITP Cryptid / 14-in. cast-aluminum	
246 x 127 x 131 cm	
33 cm	
Rear: 90 kg	
750 kg	
x	
1,588 kg winch	
Heavy-duty front & rear bumpers	
Mud-riding footrests Mudguards	

OUTLANDER MAX 6X6 XU+ 650/1000 T	
650	1000
59 hp	80 hp
Selectable 4WD / 6WD with Visco-Lok QE auto-locking front differential	Selectable 4WD / 6WD with Visco-Lok QE auto-locking front differential
x	x
Up to 60 km/h	Up to 60 km/h
Arched double A-arm with front sway bar 23.3 cm travel Double Torsional Trailing arm Independent (TTI2) with quick-release sway bar 25.1 cm travel	Arched double A-arm with front sway bar 23.3 cm travel Double Torsional Trailing arm Independent (TTI2) with quick-release sway bar 25.1 cm travel
Oil	Oil
26-in. Carlisle ACT HD / 12-in. cast-aluminum	26-in. Carlisle ACT HD / 12-in. cast-aluminum
317 x 122 x 141 cm	317 x 122 x 141 cm
27.9 cm	27.9 cm
Front: 45 kg / Rear: 318 kg	Front: 45 kg / Rear: 318 kg
907/674kg (with/without trailer brakes)	907/674kg (with/without trailer brakes)
x	x
1,588 kg winch	
Heavy-duty front bumper	
XU+	XU+

OUTLANDER 6X6 XU+ 650/1000 T	
650	1000
59 hp	80 hp
Selectable 4WD / 6WD with Visco-Lok QE auto-locking front differential	Selectable 4WD / 6WD with Visco-Lok QE auto-locking front differential
x	x
Up to 60 km/h	Up to 60 km/h
Arched double A-arm with front sway bar 23.3 cm travel Double Torsional Trailing arm Independent (TTI2) with quick-release sway bar 25.1 cm travel	Arched double A-arm with front sway bar 23.3 cm travel Double Torsional Trailing arm Independent (TTI2) with quick-release sway bar 25.1 cm travel
Oil	Oil
26-in. Carlisle ACT HD / 12-in. cast-aluminum	26-in. Carlisle ACT HD / 12-in. cast-aluminum
297 x 122 x 126 cm	297 x 122 x 126 cm
27.9 cm	27.9 cm
Front: 45 kg / Rear: 318 kg	Front: 45 kg / Rear: 318 kg
907/674kg (with/without trailer brakes)	907/674kg (with/without trailer brakes)
x	x
1,588 kg winch	
XU+	XU+

XU PACKAGE EXTRAS.

Relocated CVT air intake, double A-arm front suspension / TTI rear suspension with increased suspension pre-load, extra low L-gear, increased ground clearance (+25 mm), 26-in.

Carlisle ACT HD tires, Tri-Mode Dynamic Power Steering (DPS), Visco-Lok QE auto-locking front differential, Heavy duty front bumper and reinforced seat skin.

XU+ PACKAGE EXTRAS.

All included in PRO PACKAGE plus: WARN winch, aluminum wheels & heated hand grips

COLOR CHART

- Iron Gray & Manta Green
- Black & Platinum Silver
- Pure Magnesium
- Tundra Green



can-am
RENEGADE

Everything you need in a performance ATV—just add throttle. The Renegade takes all of our race-winning, mud-bogging, trail-running heritage for an experience on four wheels this side of heavenly.

EXPLORE
RENEGADE
LINEUP




RENEGADE X xc

BE A CROSS COUNTRY CHAMPION.

Combining trail-handling adaptability with race-ready suspension, it adjusts for challenges so agilely, you'll think they moved out of the way.



RENEGADE X xc 1000

Engines	KEY FEATURES		X xc 1000 T
	Rotax engine options		1000
	Horsepower		80 hp
	Drive train		Selectable 2WD / 4WD with Brake Traction Control (BTC)
Suspension	Tri-Mode Dynamic Power Steering (DPS)		x
	Speed Category		More than 60 km/h
	Arched Double A-Arm Front Suspension / Torsional Trailing Arm Independent (TTI) Rear Suspension		x
	Shocks		FOX PODIUM 1.5 RC2
Tires / Wheels	Tires / Wheels		25-in. ITP Holeshot ATR 12-in. cast-aluminum beadlocks
	Length / Width / Height*		218.4 x 122 x 124 cm
Dimensions / Capacities	Ground Clearance		26.7 cm
	35 lb (16 kg) Rack Capacity		x
Features	590 kg Towing Capacity		660/335kg (with/without trailer brakes)
	Intelligent Throttle Control (ITC)		x
	Anti-Lock Braking System (ABS)		x
	Winch		Prewired
	Bumpers		Front bumper
	Protection		Aluminum taper-profile handlebar with wind deflectors and square pad, front & central skid plate, mudguards
	Color Options		 Black & Can-Am Red



can-am
DS

From the age of 10 and up, the Can-Am DS lineup teaches young riders that they don't have to have a driver's license to experience world-class design, quality, and reliability.

EXPLORE
YOUTH
LINEUP



DS 90

SMALL ATV,
BIG SMILES.

The DS 90 gives riders aged 10 and up a more thrilling, connected riding experience—with a throttle limiter for full speed control.

DS 90 X

LOOKS TOUGH,
IS TOUGH.



Long-travel suspension for the DS 90 X improves the ride and enhances race-inspired capability for enthusiastic riders aged 10 and up.



DS 90



DS 90 X

Engines	KEY FEATURES		DS 90	DS 90 X
	Engine		90	90
	Starting Driving Age		10 and Up	10 and Up
	A-Arm Independent Front Suspension / Swingarm Rear Suspension		x	Double A-Arm Front Suspension / Singarm Rear Suspension
Suspensions	Shocks		Oil	HPG Piggyback
	Tires / Wheels		Front Tires : Duro Thrasher 19 x 7 x 8 in. Rear Tires : Duro Power Trail 18 x 9.5 x 8 in. / 8" Steel Wheels	Front Tires: Kenda Claw 20 x 6 x 10 in. Rear Tires: Kenda Claw 18 x 10.5 x 8 in. / 8" Aluminum Wheels
Tires / Wheels	Length / Width / Height		152 x 90.5 x 93.5 cm	152 x 111 x 97cm
	Color Options		 Can-Am Red	 Black & Can-Am Red



WE'RE NOT CHEAP AND THAT'S A GOOD THING

Our riders live life without compromise. As such, you should never have to choose between the best riding experience and the best value. You can have it all. Can-Am machines aren't cheap. But cheap breaks when you need it most. Cheap falls apart and needs constant repairs. Cheap loses value quickly and, if you can find someone willing to buy it, resales for peanuts. If you're thinking about value only in terms of the price on the tag, you're missing the bigger picture. A Can-Am vehicle is an investment. It gives you the best ride and, as a result of its high resale value, the best value on the market.

We're not cheap and that's a good thing. Don't believe us? Come in for a ride and feel the difference for yourself.

BORN IN CANADA. DRIVEN WORLDWIDE

COMING FROM A COUNTRY CONTAINING THE TOUGHEST TERRAIN AND CONDITIONS, YOU LEARN TO HANDLE ANY SITUATION – CAN-AM VEHICLES ARE NO EXCEPTION.

Can-Am vehicles have been developed and tested in the roughest Canadian conditions, made to withstand any landscape. They've battled against cold and warm climates in our intense test centres so whether it's snow, ice, mud sand or dirt, our machines can face it all.

We don't settle for anything less than perfect, which is why our vehicles take at minimum 36 months before being introduced to market.

Developed and tested in Canada we can confidently say that our products passed the test of roughness. But we know that the Nordics are a different beast. To meet the most demanding conditions imaginable we designed a package that can take on any challenge.

PERFORMANCE WORTH INVESTING IN

POWERFUL ROTAX ENGINES, HARD TESTING AND INGENUOUSLY DESIGNED FEATURES WILL BRING YOU MORE THAN YOU COULD EVER IMAGINE. OUR MACHINES ARE BUILT FOR YOU TO GET THE JOB DONE.

Can-Am vehicles are built from the rider down, including advanced rider ergonomics, for unbeatable performance.

We never go easy on our machines. They're tested in all conditions: dirt, sand, snow, mud, and more, to ensure you'll always get the best performance out of your vehicle.

At the heart of every Can-Am vehicle is a single, V-twin, or three cylinder Rotax engines, delivering best-in-class performance for every usage.

BRP is partnering with leading brands to ensure the performance of the Can-Am off-road vehicles are on top of their category.

A SMART INVESTMENT

A CAN-AM IS NEVER “USED”, IT IS EXPERIENCED. MORE THAN ANY OTHER BRAND IN THE MARKET WE BUILD OUR MACHINES TO LAST SO ITS VALUE REMAINS.

When you have a quality product, it's easy to find people to buy it. That's why our dealers are often able to resell used Can-Am vehicles in under a month, with the best second hand machines going within a week.

When you have a quality product, it's easy to find people to buy it. That's why our dealers are often able to resell used Can-Am vehicles in under a month, with the best second hand machines going within a week.

THE QUALITY THAT DESERVES AN INVESTMENT

COMPETITORS MAY TRY TO COPY OUR PRODUCTS BUT THERE ARE A FEW THINGS THEY’LL NEVER MATCH: THE INNOVATIVE DESIGN, THE OFF-ROAD CAPABILITIES AND THE FIT-AND-FINISH OF OUR VEHICLES.

With four centres dedicated to advancing technology, Can-Am is constantly innovating to deliver the best riding experience with groundbreaking technology.

From around the world the best designers unleash their talents on innovating Can-Am machines. We balance design, engineering and marketing so you can enjoy the best performance possible.

Still not convinced? Can-Am machines have won multiple Red Dot awards, recognizing industry-leading product design.

Fit & Finish makes the difference.



MAKING A DIFFERENCE BY BEING SMART

ACCESSORIES WILL NOT ONLY MAKE YOUR VEHICLE LOOK BETTER, THEY WILL ALSO ENHANCE EVERY RIDE, EVERY TASK IN FRONT OF YOU. AND THE UNIQUE LINQ ATTACHMENT SYSTEM MAKES IT EASIER AND SMARTER.

Smart and easy to use. Unique LinQ accessories are attached to your Can-Am without any hassle, so you can focus on the task at hand.

Like our vehicles we design our accessories to serve the same purpose, to deliver the best performance. They integrate beautifully into one machine and enhance your Can-Am experience.

With more than 400 ATV accessories and 750 SSV accessories, there are thousands of ways to customize your Can-Am vehicle to suit your exact needs.



A NETWORK BUILT ON EXPERTISE

OUR EXPERTISE IS ALWAYS AVAILABLE FOR YOU TO BENEFIT FROM. ADVICE ABOUT THE PERFORMANCE OF THE CAN-AM YOU’RE INTERESTED IN BUYING OR TECHNICAL ASSISTANCE YOU NEED FOR A VEHICLE YOU OWN, OUR DEALER NETWORK IS HERE TO HELP.

Can-Am expertise is just around the corner. Our dealer network is vast and at your service.

Our network is the starting point for a great consumer experience. Continuously we invest in our dealers so that from the moment you invest in a Can-Am to when you sell it you get to enjoy service of the highest quality.



WE DON’T BREAK THE RULES, WE MASTER THEM

RIGOROUSLY DEVELOPED VEHICLES THAT EXCEED ALL STANDARDS AND COMPLY WITH EVERY CATEGORY RULE MEAN YOU CAN RIDE WORRY-FREE. WHILE SOME MAY SEE NEW REGULATIONS AS LIMITATIONS OUR EXPERIENCED ENGINEERS SEE THEM AS AN OPPORTUNITY TO SHOW OFF THEIR SKILLS AND PROVE THAT YOU CAN OFFER PEACE OF MIND WITHOUT SACRIFICING PERFORMANCE.

We hold rider safety and confident in the highest regard. Every Can-Am model is compliant with EU regulations.

Can-Am is the only brand on the market offering models of both ATVs and SSVs with a anti-lock braking system, allowing speeds above 60km/h.

We want nothing but the absolute best for our riders. Making sure we are compliant with EU regulations doesn't mean we compromise on performance. You focus on riding, we take care of the rest.

EXCLUSIVE CAN-AM FEATURES

SSV POWER LEADER IN EVERY CLASS

ROTAX ENGINE

Rotax engines have become some of the most sought after engines, admired for their precision, performance and reliability.

SUSPENSIONS

Maximize bump absorption with the TTI and TTA. The Torsional Trailing A-Arms (TTA) designed specifically for utility and recreational usage will provide a smooth ride whatever the terrain, while the Torsional Trailing Arm Independent suspension (TTI) ensures the vehicle moves only in the direction you point it, resulting in better traction and optimal transfer of power to the ground.

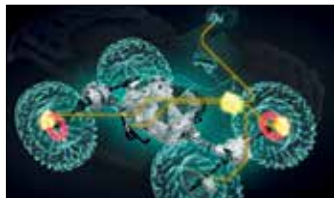
BRAKE AND TRACTION CONTROL SYSTEM

The new Maverick Trail DPS & Maverick Sport DPS T vehicles come standard with innovative Brake and Traction Control System which maximizes the vehicle's confidence, stability & grip in all terrains.

ATV

ROTAX ENGINE

We start building every Can-Am ATV with a Rotax engine featuring best-in-class power and industry-leading power-to-weight ratio. The whole ATV is designed to work with this power, to give you a true performance edge. That's true for all of our signature engines.



ABS TECHNOLOGY

The ABS technology applied to the Can-Am ATVs not only maintains stability when braking on slick surfaces, but gives consistent, predictable responsiveness by preventing wheel lockup on any terrain.

EU-HOMOLOGATION

All T models are homologated under the EU tractor category (167/2013/EC). The models outside the T category are not homologated for public road usage.

E10

DPS

Dynamic Power Steering (DPS) improves steering feel in low-speed working situations and in more technical terrain. It's also designed to offer less assistance at high speeds and more assistance at low speeds.

ERGONOMICS

We don't just put a seat onto an excellently performing machine, we design the entire vehicle around you. The seat position and cushion are designed to maximize comfort and offer an optimal position for the rider so you can keep going on the trail!

LinQ

The exclusive LinQ quick-attach system that enables you to add and remove Can-Am accessories in just seconds, including trunk boxes, modular bags, rack extensions and more.

VISCO-LOK

Our exclusive progressive auto-locking front differential constantly monitors front-wheel speed. If it detects one wheel spinning faster than the other, it sends more power to the wheel with better traction. The rider doesn't have to do anything to activate it. And the Visco-Lok auto-locking front differential comes without a speed limiter.

EXPLORE AN ENTIRE WORLD OF ADVENTURE WITH ALL OF OUR BRP PRODUCTS. [BRP.COM](https://brp.com)



ski-doo LYNX SEADOO EVINRUDE ROTAX can-am