





2025 Can-Am COMMANDER DPS 700



HOW TO WIN

-  **Suspension**
+4.5 in. front and +5 in. rear suspension travel for improved riding dynamics and comfort
+1.3 in. Ground clearance
-  **Traction**
Bigger (27 in.) tires and wheels (14 in.) for improved riding experience
-  **Towing capacity & Cargo box dimensions**
+700 lb towing capacity and bigger cargo box
-  **Features**
Selectable Turf Mode
+2-gal Fuel capacity
Ergo-Lok cockpit with ErgoPrint seats for better comfort and ergonomics
LinQ and accessory ecosystem

NEW For 2025

Key features

- Update coloration New Compass Green

- 52 hp / Rotax® ACE (Advanced Combustion Efficiency) 650 cc single cylinder, liquid cooled

- pDrive primary CVT with engine braking and Electronic Drive Belt Protection
- Selectable Turf Mode / 2WD / 4WD with Visco Lok† QE auto locking front differential
- Dynamic Power Steering (DPS)

- Predictable engine braking system
- SPORT / ECO™ modes

- 12.5 in. (31.7 cm) Ground Clearance
- 90.6 in. (230.1 cm) Wheelbase

Suspension Travel:

- FR: Double A-arm with sway bar / 12.5 in. (31.7 cm)
- RR: Torsional Trailing arm (TTA) with sway bar / 13 in. (33 cm)

Shocks:

- Twin tube gas charged shocks

Additional features

- 27 in. XPS Trail Force with 14 in. Steel wheels

- 2,000 lb (907kg) towing capacity
- 10-gal (38 L) Fuel capacity
- Cargo box dimensions: 29.5 x 45.2 x 10.6 in. with 600 lb of capacity

- Premium half doors, mudguards, Full skid plate: Central / Transmission / Front & Rear Differentials

- Ergo-Lok cockpit with ErgoPrint bucket seats
- Adjustable driver seat
- Adjustable steering wheel

- LinQ and accessory ecosystem
- 4.5 in. Digital display

2025 COMPARE SHEET

2024 Kawasaki† TERYX

Key features

- 57 hp / 783cc V twin, liquid cooled, EFI
- Automatic CVT with centrifugal clutch (H,L,N,R)
- Selectable 2WD/4WD with locking front differential
- Electric Power Steering (EPS) / rack-and-pinion and Engine braking system
- 11.2 in. (28.4 cm) Ground clearance
- 85.8 in. (218 cm) Wheelbase

Suspension Travel:

- FR: Double Wishbone 8 in. (20.3 cm)
- RR: Double Wishbone 8 in. (20.3 cm)

Shocks:

- FOX Podium coil-over shocks with piggyback reservoir, adjustable preload and 24-way compression damping

Additional features

- 26 in. Maxxis® with 12in. Steel wheels
- 1,300 lb (589kg) towing capacity
- 7.9-gal (29.9 L) Fuel Capacity
- Cargo box dimensions: 27.6 x 43.3 x 10.4 in. with 600 lb of capacity
- Quarter doors, front bumper, Full skid plate: Central / Transmission / Front & Rear differentials
- Bucket seats
- Adjustable driver seat
- 3.5 in. Display