






2025 Can-Am DEFENDER HD7



HOW TO WIN

-  **Performance**
+8HP / +6 lb-ft torque / More power and torque
-  **Traction**
8-Ply rating, Bigger and better tires for improved riding experience
-  **Towing capacity**
+1,000lb capability to tow more without a sweat
-  **Lighting Output**
Better visibility +90W front lighting output
-  **Features**
VERSA-PRO Bench seat for improved comfort.
LinQ and accessory ecosystem
Bigger gauge display

NEW For 2025

- Update coloration
New Compass Green
- New Speed Limiter

Key features

- 52 hp / 42 lb-ft, Rotax® ACE (Advanced Combustion Efficiency) 650 cc single cylinder, liquid cooled
- CVT with engine braking and Electronic Drive Belt Protection & pDrive primary clutch L / H / N / R / P
- Selectable Turf Mode / 2WD / 4WD with Visco-Lok† auto-locking front differential
- ECO™ / ECO™ Off / Work modes
- Speed Limiter
- 11 in. (28 cm) Ground Clearance
- 83 in. (211.5 cm) Wheelbase

Suspension Travel:

- FR: Double A-arm / 10 in. (25.4 cm)
- RR: TTA with external sway bar / 10 in. (25.4 cm)

Shocks:

- Twin tube gas charged shocks

Additional features

- 27 in. XPS Trail force with 14 in. steel wheels
- 2,500 lb (1,134 kg) towing capacity
- 1,500 lb (680 kg) Payload capacity
- 10.6-gal (40 L) Fuel capacity
- Front lighting output 140-W, LED taillights
- VERSA-PRO bench seat with passenger seats flipping up with underside hooks
- Adjustable tilt steering
- Integrated front steel bumper
- HMWPE central skid plate
- LinQ and accessory ecosystem
- 4.5 in. Digital display

2025 COMPARE SHEET

2025 Polaris† Ranger 570 Full-Size

Key features

- 44 hp / 567cc, single cylinder, liquid cooled, EFI
- CVT transmission
- On-Demand AWD / 2WD / VersaTrac Turf Mode
- 10.5 in. (26.7 cm) Ground clearance
- 79 in. (200.7 cm) Wheelbase

Suspension Travel:

- FR: MacPherson Strut 9 in. (22.9 cm)
- RR: Dual A-Arm, IRS 10 in. (25.4 cm)

Additional features

- 25in. Carlisle with 12in. Stamped steel wheels
- 1,500 lb (680 kg) Towing capacity
- 1,500 lbs (680 kg) Payload capacity
- 9-gal (34.1 L) Fuel capacity
- 50W Headlight, LED Taillight
- Standard Bench Seat / 3-Seater
- Standard tilt steering
- Front Bumper
- 2 in. LCD Single analog display