

2025 Can-Am OUTLANDER XT 850



HOW TO WIN



Vehicle performance

82 HP DOHC engine, pDrive primary clutch, Dual roller secondary, high efficiency intake & exhaust



Distinct look

4-points LED headlights/taillights, centralized exhaust with aluminum muffler tip, aluminum wheels, 7.6 in. Digital display



Top of the line specs

Class-leading suspension travel, towing and rack capacity, high clearance arched A-Arms



Storage capacity

Front dropdown storage, cellphone storage with USB charger, rear removable storage



Easy on maintenance

Removable side pannels, simple maintenance schedule, easy access to key components

Key features

999cc, 82 HP, Rotax V-twin, DOHC (Double Overhead Camshaft)

CVT with pDrive primary clutch, oversized driven and Intelligent engine braking (IEB)

Engine modes (Work, Standard, Sport)

Tri-mode Dynamic Power Steering (DPS)

Suspension Travel:

FR: Arched Double A-Arm 10.8 in. travel

RR: Arched Double A-Arm 12 in. travel

11.5 in. ground clearance

360 lb rack capacity

1,830 lb Towing capacity

Front weather-tight dropdown storage, rear removable storage, cellphone storage & USB charger

Additional features

14 in. aluminum wheels with 26 in. XPS Trail king 2 tires

Visco-Lok QE front differential

Front & rear bumper

3,500 lb winch

2 in. hitch receiver

Full 5.5mm thick skid plate

LED headlights & taillights

7.6 in. digital display

Rubber mounted bushings

No break-in maintenance + maintenance every 100 hours or 2,000 miles

2025 COMPARE SHEET

2025 Polaris SPORTSMAN 850 Trail

Key features

850cc, 78 HP, twin cylinder, SOHC (Single Overhead Camshaft)

CVT with active descent control

Multi-select Electric Power Steering (EPS)

Suspension Travel:

FR: Arched Double A-arm 9 in. travel

RR: Arched Double A-Arm 10.25 in. travel

12 in. ground clearance

360 lb rack capacity

1,500 lb towing capacity

Front & rear storage

Additional features

14 in. aluminum wheels with 27 in. tires

Steel skid plate

Front & rear bumpers

3,500 winch with synthetic rope

1.25 in. hitch receiver






LED headlights and podlight

4 in. digital display

2025 Can-Am OUTLANDER XT 1000R



HOW TO WIN

-  **Vehicle performance**
101 HP DOHC engine, pDrive primary clutch, Dual roller secondary, high efficiency intake & exhaust
-  **Distinct look**
4-points LED headlights/taillights, LED signature, centralized exhaust with aluminum muffler tip, aluminum wheels, 7.6 in. Digital display
-  **Top of the line specs**
Class-leading suspension travel, towing and rack capacity, high clearance arched A-Arms
-  **Storage capacity**
Front dropdown storage, cellphone storage with USB charger, rear removable storage
-  **Easy on maintenance**
Removable side pannels, simple maintenance schedule, easy access to key components

Key features

999cc, 101 HP, Rotax V-twin, DOHC (Double Overhead Camshaft)
CVT with pDrive primary clutch, oversized driven and Intelligent engine braking (IEB)
Engine modes (Work, Standard, Sport)
Tri-mode Dynamic Power Steering (DPS)

Suspension Travel:

FR: Arched Double A-Arm 10.8 in. travel with sway bar
RR: Arched Double A-Arm 12 in. travel
11.5 in. ground clearance

360 lb rack capacity
1,830 lb Towing capacity

Front weather-tight dropdown storage, rear removable storage, cellphone storage & USB charger

Additional features

- 14 in. aluminum wheels with 26 in. XPS Trail king 2 tires
- Visco-4Lok front differential
- Front & rear bumper
- 3,500 lb winch
- 2 in. hitch receiver
- Full 5.5mm thick skid plate
- LED headlights & taillights, LED signature light
- 7.6 in. digital display
- Rubber mounted bushings
- No break-in maintenance + maintenance every 100 hours or 2,000 miles

2025 COMPARE SHEET

2025 Polaris SPORTSMAN XP1000 Ultimate Trail

Key features

952cc, 90 HP, twin cylinder, SOHC (Single Overhead Camshaft)
CVT with active descent control
Multi-select Electric Power Steering (EPS)
Suspension Travel:
FR: Arched Double A-arm 9 in. travel
RR: Arched Double A-Arm 10.25 in. travel
12 in. ground clearance

360 lb rack capacity
1,500 lb towing capacity
Front & rear storage

Additional features

- 14 in. aluminum wheels with 27 in. tires
- Steel skid plate
- Front & rear bumpers
- 3,500 winch with synthetic rope and auto-stop
- 1.25 in. hitch receiver
- LED headlights and podlight
- 7 in. Ride Command Display
- GPS Navigation
- Bluetooth connection